

[www.DEWALT.com](http://www.DEWALT.com)



# DEWALT®

## POWER TOOLS CATALOGUE



SCAN ME!

[www.DEWALT.com](http://www.DEWALT.com)

**GUARANTEED TOUGH.®**



# COMPLETE SOLUTIONS

DEWALT® is a market-leading manufacturer of premium power tools, accessories and anchors and fixings that provides a fully integrated system solution for various applications.

DEWALT® tools offer unparalleled performance, with durable construction for a professional finish. Rely on DEWALT® to get the job done, with a 3 year guarantee on most tools.

## XR FLEXVOLT™

Taking cordless drilling to the next level, the newest DEWALT® 54V XR FLEXVOLT range provides true corded performance without the restrictions of the cord. With Brushless motors and Perform & Protect low vibration levels, these tools set the new standard on the jobsite.

With over 100 tools in the range the 18V XR Lithium-Ion battery platform is the biggest and fastest growing in our range. All 18V XR products are compatible with XR FLEXVOLT batteries, giving you longer runtime and even greater flexibility meaning the CORDLESS JOBSITE has arrived.







# WHY CHOOSE DEWALT?

## END USER TESTING

Every one of our products are tested at length by genuine construction professionals, ensuring they never let a user down.

Under the most demanding jobsite conditions, DEWALT tools earn the right to be labelled **GUARANTEED TOUGH®** – in the hands of real users.

## INNOVATIVE PRODUCTS

To support our users and drive our industry forward, DEWALT® consistently develop truly innovative products, across multiple categories.

This technical strength is regularly recognised by international design awards.

## USER LOYALTY

DEWALT® guarantees to deliver and service high performance solution that enable the end-user to achieve productive and professional results.

The cast-iron DEWALT® guarantee and premium service network ensure that our users have faith in the quality of our products. First-time buyers will become loyal DEWALT® users.



**PERFORM  
PROTECT™**

DEWALT® is constantly pushing the boundaries to create the most innovative tools for the construction professional.

Power tools which carry the Perform & Protect shield have passed rigorous testing to ensure they exceed the highest demands of the toughest environments, while maintaining a fundamental emphasis on safety. All of these products have to meet strict criteria in one or more of the following core areas: Control; Vibration; Dust.

**CONTROL**

Bind-up situations can occur when drilling, cutting, or grinding. These sudden torque reactions, when the tool body rotates, can potentially damage the tool or injure the user.

The Perform & Protect shield for **CONTROL** shows which products have additional features to help in those critical bind-up situations.

The two main different systems are:

- Anti rotation System for Rotary hammers
- Electronic Clutch for drills and grinders







## CONTROL

Unique and innovative torque control features



## VIBRATION

Up to 50% lower vibration\*



## DUST

Industry leading dust extraction solutions



## VIBRATION

Vibration exposure can cause a range of conditions collectively known as hand-arm vibration syndrome (HAVS). Other conditions include carpal tunnel syndrome and vibration white finger.

When the Perform & Protect shield is awarded for **VIBRATION**, it is guaranteed that Tri-Axial vibration levels have been reduced, increasing usage time without reducing performance.

Three different anti-vibration systems are:

- Active Vibration Control
- Floating back handle
- Counter Balance System



## DUST

Airborne dust inhalation can lead to a number of long-term health conditions such as silicosis and chronic obstructive pulmonary disease (COPD).

When the Perform & Protect shield is awarded for **DUST**, it is guaranteed the potential of inhaling dust is reduced to give a cleaner and safer working environment.

\*When compared to hammers without this feature



**XR FLEX  
VOLT™****POWER OF CORDED | FREEDOM OF CORDLESS**

## WHAT IS XR FLEXVOLT?

XR FLEXVOLT is a range of 54V power tools that offer runtime and performance which has never been seen before – for the first time, professional users can reliably undertake heavy-duty construction applications without the need for mains power.

This innovation means that for the first time, you can have 54V power across a whole range of tools without the inconvenience of a cable. DeWALT® XR FLEXVOLT is the only battery on the market that can switch from 54V to 18V, making it backward-compatible with your existing XR powertools.



# 18V 54V





# CONVERTIBLE BATTERY PACK



Backwards compatible

XR FLEXVOLT



**DeWALT®** is committed to offering real-world practicality and convenience. The XR FLEXVOLT battery pack is not only interchangeable across the complete 54V range but is also backwards compatible with all existing 18V XR tools. Circular saws, Drills, Table Saws, Nail Guns, Alligator Saws, Impact Drivers – professional users can now operate every power tool they need on a single cordless system.

## HOW XR FLEXVOLT WORKS

### INTELLIGENT DESIGN

XR FLEXVOLT batteries are 18V batteries that switch up to 54V when placed on a XR FLEXVOLT tool. They are fully compatible with the entire 18V XR range, including chargers.



Parallel connection



Series connection



### ADVANCED TECHNOLOGY

Standard XR batteries have 5 x 3.6V (18V) cells connecting in a series and either one or two strings in parallel, giving either an 18V 2AH or an 18V 5AH battery.

FLEXVOLT batteries are flexible. They connect in parallel for 18V tools and in a series for 54V tools. The result? The right power for the tool - with increased runtime and consistent performance.

#### 54v - WITH NO CORDS

All the tool power you need - where you need it

#### AUTO SWITCHING

The only battery on the market that can switch from 18V to 54V



#### XR COMPATIBLE

Use with your existing XR Powertools

#### HEAVY DUTY POWER

Helping to build the cordless jobsite



## DEWALT SERVICE

**CONVENIENCE:** At the heart of the DEWALT® 5 star service promise are 5 star service agents which are conveniently located throughout the country, with specialists always available to answer any questions whether you are on or off the jobsite.

**SPEED:** Having your tools back in action in the fastest time possible is our prime objective. Subject to parts availability, most repairs should not take more than 48 hours in the workshop and for those smaller urgent repairs we provide a “while-u-wait” service.

**QUALITY:** Highest Quality is assured with DEWALT® factory trained technicians carrying out all repairs with all work being backed by our 90 day warranty. Each DEWALT® repair comes with our personal “satisfaction tag” listing all the work done and a DEWALT® contact telephone number should you be less than 100% happy with the repair.

**GENUINE PARTS:** All parts used in repairs are original, ensuring both the highest quality and a perfect fit every time.

**ONLINE SERVICE:** [www.2helpU.com](http://www.2helpU.com) provides information on the DEWALT® After Sales Services, including DEWALT® authorised repair agent locations, some frequently asked questions, technical information, spare part details, warranty policy and recycling of used tools.

Not all DEWALT® service agents are 5 star rated. Those that are not may not be able to provide all services available above but will display in-store a detailed list of their selected services.



[www.2helpU.com](http://www.2helpU.com)





## DEWALT 3YR WARRANTY

We believe a solid warranty package ensures the safety, reliability and service our products are meant to deliver - from the beginning to the end of every job.

The DeWALT® 3 year warranty covers manufacturing defects and labour for all products.

### WARRANTY TERMS AND CONDITIONS

DeWALT® will repair, without charge, any defects due to defective materials or workmanship, within 3 years from date of purchase.

- The Warranty does not cover part failure due to excessive wear and tear or tool misuse

Wear & Tear refers to the number of hours and/or the environment that a product has been used in; this can affect: Armature Commutators, Bearings, Switches, Beat Pieces, Clutches, Gear & Pinion, Gearcase, Brushes, Chucks, Clamshells, Cord sets, Rubber parts and Attachments (Battery, Charger, Guard, Flanges ... etc.)

- The warranty does not apply where repairs have been attempted by unauthorised persons
- Issues not covered by the warranty include:
  - Extreme impacts or drops
  - Ingestion of foreign objects (i.e. Nails, screws ... etc)
  - Using tool for non-intended application
  - Any modification to the tool
  - Prolonged exposure to the extreme weather conditions
  - Wrong voltage
  - Using incorrect accessories or attachments
  - Lack of recommended service (especially hammers)
  - Use of incorrect grease
  - Not repaired with DeWALT® genuine parts





# DEWALT TOTAL SERVICE

## WHAT IS TOTAL SERVICE?

In general, any tool being returned to a service agent under a Total Service Plan will be fully inspected and tested. Any worn, damaged or defective parts will be replaced, grease and seals replaced as required. The tool will undergo final safety and operational checks before being returned.

## DEWALT GUARANTEE ON WORKMANSHIP

DeWALT® applies very high quality standards to its suppliers and manufacturing operations, and 100% of all products are tested prior to leaving the factory, there are however, rare occasions where a product defect occurs.

Where it can be verified to your satisfaction that a defect was caused by either:

- Incorrect assembly or
- One or more components were not manufactured to design specification limits.

The DeWALT® Warranty provides for the repair of such a defect to the product at no charge to the user.

Repair of Products with defective materials or workmanship is covered by the 1 Year product warranty.

In the following years, the DeWALT® standard manufacturer's warranty (1 Year warranty) does not cover components that are subject to wear and tear caused by use in accordance with the instructions for use. These are all paid services and can be covered under Total Service.







# DEWALT TOTAL SERVICE

## ELEMENTS COVERED BY TOTAL SERVICE

- Manufacturing Defects
- Defective Materials
- General Wear & Tear - in relation to the amount of hours a product is used and the environment it is used in. The following parts are subject to Wear and Tear: armature commutators, bearings, switches, beat pieces and rams, clutches and parts which interact in general.
- Genuine DeWALT® parts
- Replacement of Carbon Brushes
- Service Cost Parts & Labour
- Retesting
- Transportation to and from an authorised collection point or dealer is covered under most Total Service Plans.

## USERS BENEFITS

- Lower annual running tool costs
- Guaranteed fixed costs
- Better financial planning with no unknown costs
- Fast service turnaround
- Convenience
- Complete peace of mind
- Less down time

## WHERE CAN I BUY A TOTAL SERVICE PLAN?

Please log on to [www.DeWALT.ae](http://www.DeWALT.ae) for a full list of participating dealers.

You can find a full list of the Terms & Conditions on the website.

AVAILABLE AS EITHER

**1** OR **3** OR **2**  
**YEAR PLAN**



# TOOL FEATURES

The icons under each tool indicate the product features used throughout this catalogue

## CORDLESS MODELS ONLY:

Battery capacity in Amp Hours (Ah)



Number of batteries supplied



## ALL MODELS:



### TWO MODE

For rotary and hammer drilling



### THREE MODE

For rotary, hammer drilling and chiselling



### DRILL DRIVER

For drilling and screwing



### TWO OR THREE SPEED SELECTOR

Tools are available with multiple speeds for greater control in a variety of applications



### FORWARD AND REVERSE

Forward and reverse action for screwdriving applications



### CONSTANT SPEED

A constant speed is maintained under operational load



### ELECTRONIC VARIABLE SPEED CONTROL

Speed can be adjusted from low to high giving greater control in each application



### IMPACT MECHANISM

Uses rotary impacts to generate extremely high torque for fastening



### SOFT START

Electronic soft start to limit start-up current and reduce kick reaction which could misalign the accessory



### CLUTCH

Mechanical or Electronic Clutch reduces the kickback reaction in the event of a pinch or stall protecting the operator as well the tool against overload



### NO VOLT RELEASE SWITCH

Prevents the unit from starting unintentionally when locked on. Switch must be consciously reset before power is delivered



### E-BRAKE

Electronic Brake stops the wheel quickly when the trigger is disengaged



### ANTI-ROTATION SYSTEM

Detects a loss of tool control and reacts by instantly cutting the power. The best safety system for the operator



### BRUSH / SERVICE INDICATOR

Service light in the tool handle indicates when the brushes require changing or when service is required



### LOW VIBRATION SIDE HANDLE

Low-vibration side handle with a damped mechanism to reduce hand-arm vibration level



### SUSPENDED HANDLES

Suspended handles dramatically reduce vibration, increasing productivity and end-user comfort.



### ANTI-VIBRATION FLOATING HANDLE

The whole handle is completely damped from top to bottom reducing the vibration increasing comfort and productivity



### ANTI-MASS SYSTEM

Counter-balance system helps reduce vibration levels



### 2-POSITION KEYLESS BLADE CLAMP

Allows quick blade change into 2 different positions for higher flexibility



### 3-POSITION KEYLESS SHOE

Length of the shoe can be adjusted to maximise blade life



### 4-POSITION KEYLESS BLADE CLAMP

Allows quick blade change into 4 different positions bringing flush cutting and versatility



### PENDULUM BLADE ACTION

Adjustable pendulum blade action provides improved cutting performance in comparison to a conventional blade action



### HOOK & LOOP

Hook & Loop bases allow easy attachment of sand paper



### PALM GRIP

Tool designed for single-handed operation



### PLUNGE ACTION

Parallel plunge action on routers for accuracy and cut finish or plunge mechanism for circular saws



### GUIDE RAIL COMPATIBLE

Tool can be used with DEWALT guide rail system



### CROSS CUT POSITIONING SYSTEM

Shadow line cut indicator provides fast accurate alignment of the blade while illuminating the work piece for increased productivity. No adjustment required



### TOOL FREE ADJUSTMENT

The accessory in use, guard or shoe of the tool can be changed or adjusted without the need of a screwdriver, key or spanner



### KEYLESS CHUCK

Drills provided with keyless chuck for quick change of accessories



### QUICK CHANGE CHUCK

Ideal solution to change easily between SDS and 3 jaw chuck systems



1/2" Anvil

### 1/2 OR 3/4 ANVIL



3/4" Anvil

Tool holder dimensions for Impact wrenches



6.35 Hex

### 6.35 HEX

Tool holder dimensions for Impact drivers and screwdrivers



Spindle Lock

### SPINDLE LOCK

Spindle is locked by pushing a button allowing quick and easy change of accessories



### LED

Tool is provided with LED light



### AIRLOCK SYSTEM

Tool provided with quick connection system when connected to a Dust Extractor



### DUST EJECTION SYSTEM

Rejects the majority of dust sucked into a grinder leaving clean air only to pass over the motor, resulting in increased durability



### DUST EXTRACTION SYSTEM

Dust Extraction into either a dust bag on the tool or through an attachment to a dust extraction unit



### CORDED/CORDLESS

Tool can be powered by main electricity source or by DEWALT batteries



### NO GAS REQUIRED

Cordless tool using battery power instead of gas



### TOOL CONNECT SYSTEM

Bluetooth technology on the tool that allow the user to connect it to the DEWALT TOOL CONNECT APP



### WIRELESS TOOL CONTROL

The tool is equipped with wireless connection system that can be paired with dust extractor for wireless activation



### CARRYING CASE

Tool Supplied with heavy duty carrying case



### TSTAK CASE

Tool Supplied with heavy duty TSTAK carrying case (part of DEWALT stackable storage system)



# CONTENTS

<b>12v CORDLESS</b>	<b>15</b>	CUT-OFF SAWS	51	DEMOLITION HAMMERS	105-107
DRILL DRIVERS	16	ANGLE GRINDER	52	BREAKERS	107-108
HAMMER DRILL DRIVER	16	CIRCULAR and PLUNGE SAWS	52-54	DIAMOND DRILLS and STANDS	108-110
SCREW DRIVER	17	RECIPROCATING SAW	54		
IMPACT DRIVERS	17	ALLIGATOR SAWS	55	<b>GRINDERS &amp; METAL WORKING</b>	<b>111</b>
RECIPROCATING SAW	18	MITRE SAWS	56-57	SMALL ANGLE GRINDERS	112-125
INSPECTION CAMERA	18	TABLE SAW	58	LARGE ANGLE GRINDERS	126-129
FLASHLIGHT	18	BRUSHLESS COMPRESSOR	58	CHOP SAWS	130
		DUST EXTRACTOR	59	DIE GRINDERS	131
				POLISHER	132
				BENCH GRINDER	132
<b>18v CORDLESS</b>	<b>19</b>	<b>CORDLESS OUTDOOR</b>	<b>61</b>		
DRILL DRIVERS	20-23	CHAIN SAWS	62	<b>PORTABLE WOOD WORKING TOOLS</b>	<b>133</b>
HAMMER DRILL DRIVERS	24-26	TRIMMERS	63-64	PLANERS	134-135
SCREW DRIVERS	26	BLOWERS	64	SANDERS	136-137
IMPACT DRIVERS and WRENCHES	27-29	LAWN MOWER	65	LAMINATE TRIMMER	137
SDS-PLUS HAMMERS	29-30			ROUTERS	138-140
ANGLE GRINDERS	31-32	<b>LASER INSTRUMENTS</b>	<b>67</b>	BISCUIT JOINTER	141
DIE GRINDER	32	LASER LEVELS	68-73	OSCILLATING TOOL	141
PLANER	33	OPTICAL LEVEL	73	HEAT GUNS	142
OSCILLATING TOOL	33	LASER LEVEL ACCESSORIES	74-75		
ROUTERS	33-34	LASER DISTANCE MEASURERS	76-77	<b>SAWS &amp; STATIONARY MACHINES</b>	<b>143</b>
SANDER	34			CIRCULAR and PLUNGE SAWS	144-146
JIGSAWS	34-35	<b>BATTERIES &amp; CHARGERS</b>	<b>78</b>	JIGSAWS	147-148
RECIPROCATING SAWS	36	BATTERIES	82-83	RECIPROCATING SAWS	149
BANDSAW	36	CHARGERS	84	ALLIGATOR SAWS	149-150
CIRCULAR SAWS	37			MITRE SAWS and STANDS	151-157
NAILERS & STAPLERS	38-40	<b>DRILLS &amp; SCREWDRIVERS</b>	<b>85</b>	COMBINATION SAWS	157
CAULK GUNS	40	ROTARY DRILLS	86-89	TABLE SAWS and STANDS	158-159
GREASE GUN	41	PERCUSSION DRILLS	90-91	BAND SAWS	160
SHEAR	41	SCREWDRIVERS	92-94	ARM SAWS	161
CONCRETE VIBRATOR	41	MIXERS	94	TILE CUTTERS	162
INFLATOR and BLOWER	42	IMPACT WRENCHES	95		
VACUUM and DUST EXTRACTOR	42	MAGNETIC DRILL PRESS	96	<b>DUST MANAGEMENT</b>	<b>163</b>
LIGHTS	43-44			DUST EXTRACTORS and VACUUMS	164-166
RADIOS and SPEAKERS	45-46	<b>HAMMERS &amp; CORING MACHINES</b>	<b>97</b>	DUST EXTRACTION for HAMMERS	167-169
		SDS-PLUS HAMMERS	98-101	DUST EXTRACTION for GRINDERS	170
		SDS-MAX COMBINATION HAMMERS	102-103	BLOWERS	171
<b>54v CORDLESS</b>	<b>47</b>	CHIPPING HAMMERS	104-105		
STUD & JOIST DRILL	48				
PADDLE MIXER	48				
SDS-PLUS HAMMERS	49				
SDS-MAX HAMMERS	50-51				







A construction worker wearing a yellow hard hat, safety glasses, and a high-visibility vest is using a yellow DeWalt 12V cordless tool on a metal structure. The worker is wearing blue and white work gloves. The tool has "DEWALT" and "10.8V X-LION" printed on it. The background shows a metal structure with a sign that says "HTG RETURN".

# 12V CORDLESS TOOLS



## 12V LI-ION COMPACT DRILL DRIVER



### DCD700C2

Voltage	12V
Battery Chemistry	Li-Ion
Battery Capacity	1.3 Ah
Max. Torque (Soft / Hard)	15 / 24 Nm
No Load Speed	0-400/1500 rpm
Chuck Capacity	1-10 mm
Max. Drilling Capacity [Wood / Metal]	20 / 10 mm
Weight	1.1 kg
Length x Height	185 x 195 mm



## 12V LI-ION COMPACT DRILL DRIVER



### DCD710D2

Voltage	12V
Battery Chemistry	Li-Ion
Battery Capacity	2.0 Ah
Max. Torque (Soft / Hard)	15 / 24 Nm
No Load Speed	0-400/1500 rpm
Chuck Capacity	1-10 mm
Max. Drilling Capacity [Wood / Metal]	20 / 10 mm
Weight	1.1 kg
Length x Height	185 x 195 mm



ALSO AVAILABLE AS:



DCD710C2 **1.3 AH** **2**

## 12V LI-ION COMPACT HAMMER DRILL DRIVER



### DCD716D2

Voltage	12V
Battery Chemistry	Li-Ion
Battery Capacity	2.0 Ah
Max. Torque (Soft / Hard)	16 / 30 Nm
No Load Speed	0-400/1500 rpm
Beats per Minute	0-6000/22500 bpm
Chuck Capacity	1-10 mm
Max. Drilling Capacity [Wood / Metal / Masonry]	20 / 10 / 6 mm
Weight	1.18 kg
Length x Height	200 x 210 mm





## 12V LI-ION COMPACT SCREWDRIVER

12V XR

### DCF610D2

Voltage	12V
Battery Chemistry	Li-Ion
Battery Capacity	2.0 Ah
Tool Holder	6.35 mm
Max. Torque	8 Nm
No Load Speed	0-1050 rpm
Weight	0.96 kg
Length x Height	158 x 190 mm



## 12V LI-ION COMPACT IMPACT DRIVER

12V XR

### DCF815D2

Voltage	12V
Battery Chemistry	Li-Ion
Battery Capacity	2.0 Ah
Tool Holder	1/4" (6.35 mm)
Max. Torque	107 Nm
No Load Speed	0-2450 rpm
Impacts per Minute	0-3400 ipm
Max. Bolt Diameter	M10
Weight	1.0 kg
Length x Height	158 x 195 mm





## 12V LI-ION COMPACT RECIPROCATING SAW



### DCS310D2

Voltage	12V
Battery Chemistry	Li-Ion
Battery Capacity	2.0 Ah
No Load Stroke Rate	0-2,700 spm
Stroke Length	14.3 mm
Weight	1.4 kg
Length x Height	255 x 230 mm



ALSO AVAILABLE AS:

DCS310N



## 12V LI-ION INSPECTION CAMERA WITH 17MM CABLE



### DCT410D1

Voltage	12V
Battery Chemistry	Li-Ion
Battery Capacity	2.0 Ah
Display Type / Dimension	LCD / 3.5"
Resolution	320 x 480 dpi
Zoom	3X
Data Storage	Micro SD Card
Cable Length	0.9m
Camera Head Diameter	ø17 mm
Removable Screen	Yes (wireless)
Waterproof Cable	Yes (IP67)
Weight	1.0 kg
Length x Height	365 x 525 mm



## 12V LI-ION COMPACT LED FLASHLIGHT



### DCL510N

Voltage	12V
Battery Chemistry	Li-Ion
Bulb Type	LED
Capacity	130 lm
Weight	0.35 kg
Length x Height	52 x 123 mm







**18V**  
**CORDLESS TOOLS**



## 18V LI-ION RIGHT ANGLE DRILL DRIVER



### DCD740C1

Voltage	18V
Battery Chemistry	Li-ion
Battery Capacity	1.5 Ah
Max. Torque (Hard)	33 Nm
Max. Torque (Soft)	11 Nm
No Load Speed	0-650/2000 rpm
Chuck Capacity	1.0-10 mm
Max. Drilling Capacity [Wood/Metal]	28/10 mm
Weight	1.75 kg
Length x Height	325 x 102 mm



ALSO AVAILABLE AS:



DCD740NT BARE STAK

## 18V LI-ION DRILL DRIVER



### DCD771S2

Voltage	18V
Battery Chemistry	Li-ion
Battery Capacity	1.5 Ah
Max. Torque (Hard)	42 Nm
Max. Torque (Soft)	24 Nm
No Load Speed	0-450/1500 rpm
Chuck Capacity	1.5-13 mm
Max. Drilling Capacity [Wood/Metal]	30/13 mm
Weight	1.65 kg
Length x Height	219 x 191 mm





## 18V LI-ION BRUSHLESS DRILL DRIVER



### DCD777S2T

Voltage	18V
Battery Chemistry	Li-ion
Battery Capacity	1.5 Ah
Max. Torque (Hard)	65 Nm
Max. Torque (Soft)	26 Nm
No Load Speed	0-500/1750 rpm
Chuck Capacity	1.5-13 mm
Max. Drilling Capacity [Wood/Metal]	30/13 mm
Weight	1.5 kg
Length x Height	192 x 198 mm



## 18V LI-ION BRUSHLESS ULTRA-COMPACT DRILL DRIVER



### DCD708S2T

Voltage	18V
Battery Chemistry	Li-ion
Battery Capacity	1.5 Ah
Max. Torque (Hard)	65 Nm
Max. Torque (Soft)	26 Nm
No Load Speed	0-450/1650 rpm
Chuck Capacity	1.5-13 mm
Max. Drilling Capacity [Wood/Metal]	35/13 mm
Weight	1.45 kg
Length x Height	160 x 198 mm

**COMING SOON**



ALSO AVAILABLE AS:



## 18V LI-ION BRUSHLESS COMPACT DRILL DRIVER



### DCD791P2

Voltage	18V
Battery Chemistry	Li-ion
Battery Capacity	5.0 Ah
Max. Torque (Hard)	70 Nm
Max. Torque (Soft)	27 Nm
No Load Speed	0-550/2000 rpm
Chuck Capacity	1.5-13 mm
Max. Drilling Capacity [Wood/Metal]	40/13 mm
Weight	1.72 kg
Length x Height	173 x 203 mm



ALSO AVAILABLE AS:





# 18V XR TOOL CONNECT

## GET CONNECTED. TAKE CONTROL.

Save time and money with Tool Connect. Using the intelligent inventory management platform you will easily maximise your productivity and protect your investment.

Manage and track all your assets with the Bluetooth enabled tag or by connecting the 18V XR battery or connector to your existing 18V XR tools. With the new smart 18V tools, you can also customise the tools specifications for the perfect performance.

Take complete control of your own assets, or those of your team, via the Tool Connect App or web platform, and get ready for the jobsite of the future.





## 18V LI-ION BRUSHLESS COMPACT DRILL DRIVER



### DCD792P2B



ALSO AVAILABLE AS:

DCD792D2B | DCD792NT



## 18V LI-ION BRUSHLESS PREMIUM DRILL DRIVER



### DCD991P2



ALSO AVAILABLE AS:

DCD991NT



## 18V LI-ION BRUSHLESS PREMIUM DRILL DRIVER



### DCD992P2B



ALSO AVAILABLE AS:

DCD992NT



## 18V LI-ION HAMMER DRILL DRIVER



### DCD776S2

Voltage	18V
Battery Chemistry	Li-Ion
Battery Capacity	1.5 Ah
Max. Torque (Hard)	42 Nm
Max. Torque (Soft)	24 Nm
No Load Speed	0-400/1500 rpm
Beats Per Minute	0-7650/25500 bpm
Chuck Capacity	1.5-13 mm
Max. Drilling Capacity [Wood/Metal/Masonry]	30/13/13 mm
Weight	1.7 kg
Length x Height	228 x 191 mm



## 18V LI-ION BRUSHLESS HAMMER DRILL DRIVER



### DCD778S2T

Voltage	18V
Battery Chemistry	Li-Ion
Battery Capacity	1.5 Ah
Max. Torque (Hard)	65 Nm
Max. Torque (Soft)	26 Nm
No Load Speed	0-500/1750 rpm
Beats Per Minute	0-8500/29750 bpm
Chuck Capacity	1.5-13 mm
Max. Drilling Capacity [Wood/Metal/Masonry]	30/13/13 mm
Weight	1.55 kg
Length x Height	204 x 198 mm



## 18V LI-ION BRUSHLESS ULTRA-COMPACT HAMMER DRILL DRIVER



### DCD709S2T

Voltage	18V
Battery Chemistry	Li-Ion
Battery Capacity	1.5 Ah
Max. Torque (Hard)	65 Nm
Max. Torque (Soft)	26 Nm
No Load Speed	0-450/1650 rpm
Beats Per Minute	0-28050 bpm
Chuck Capacity	1.5-13 mm
Max. Drilling Capacity [Wood/Metal/Masonry]	30/13/13 mm
Weight	1.5 kg
Length x Height	175 x 198 mm



ALSO AVAILABLE AS:





## 18V LI-ION BRUSHLESS COMPACT HAMMER DRILL DRIVER



### DCD796P2

Voltage	18V
Battery Chemistry	Li-Ion
Battery Capacity	5.0 Ah
Max. Torque (Hard)	70 Nm
Max. Torque (Soft)	27 Nm
No Load Speed	0-550/2000 rpm
Beats Per Minute	0-9350/34000 bpm
Chuck Capacity	1.5-13 mm
Max. Drilling Capacity [Wood/Metal/Masonry]	40/13/13 mm
Weight	1.82 kg
Length x Height	190 x 203 mm



ALSO AVAILABLE AS:



## 18V LI-ION BRUSHLESS COMPACT HAMMER DRILL DRIVER



### DCD797P2B

Voltage	18V
Battery Chemistry	Li-Ion
Battery Capacity	5.0 Ah
Max. Torque (Hard)	70 Nm
Max. Torque (Soft)	27 Nm
No Load Speed	0-550/2000 rpm
Beats Per Minute	0-9350/34000 bpm
Chuck Capacity	1.5-13 mm
Max. Drilling Capacity [Wood/Metal/Masonry]	40/13/13 mm
Weight	1.82 kg
Length x Height	194 x 238 mm



ALSO AVAILABLE AS:



## 18V LI-ION BRUSHLESS PREMIUM HAMMER DRILL DRIVER



### DCD996P2

Voltage	18V
Battery Chemistry	Li-Ion
Battery Capacity	5.0 Ah
Max. Torque (Hard)	95 Nm
Max. Torque (Soft)	66 Nm
No Load Speed	0-450/1300/2000 rpm
Beats Per Minute	0-8600/25500/38250 bpm
Chuck Capacity	1.5-13 mm
Max. Drilling Capacity [Wood/Metal/Masonry]	55/15/16 mm
Weight	2.2 kg
Length x Height	213 x 208 mm



ALSO AVAILABLE AS:





## 18V LI-ION BRUSHLESS PREMIUM HAMMER DRILL DRIVER

Bluetooth

18V XR BRUSHLESS

### DCD997P2B

Voltage	18V
Battery Chemistry	Li-Ion
Battery Capacity	5.0 Ah
Max. Torque (Hard)	95 Nm
Max. Torque (Soft)	66 Nm
No Load Speed	0-450/1300/2000 rpm
Beats Per Minute	0-8600/25500/38250 bpm
Chuck Capacity	1.5-13 mm
Max. Drilling Capacity [Wood/Metal/Masonry]	55/15/16 mm
Weight	2.2 kg
Length x Height	215 x 271 mm



ALSO AVAILABLE AS:



DCD997NT BARE TSTAK

## 18V LI-ION BRUSHLESS COLLATED DRYWALL SCREWDRIVER

18V XR BRUSHLESS

### DCF620P2K

Voltage	18V
Battery Chemistry	Li-Ion
Battery Capacity	5.0 Ah
Tool Holder	6.35 mm
Max. Torque	5 - 30 Nm
No Load Speed	0 - 4400 rpm
Max. Screw Diameter	55 mm
Weight	1.7 kg
Length x Height	380 x 233 mm



DCF6201 COLLATED MAGAZINE ATTACHMENT

Screw length suitability 25-57mm  
Weight 0.36kg

ALSO AVAILABLE AS:



DCF620D2K 2.0 AH 2 TSTAK | DCF620NT BARE TSTAK

## 18V LI-ION BRUSHLESS SELF-DRILLING SCREWDRIVER

18V XR BRUSHLESS

### DCF622P2

Voltage	18V
Battery Chemistry	Li-Ion
Battery Capacity	5.0 Ah
Tool Holder	6.35 mm
Max. Torque	11 - 34 Nm
No Load Speed	0 - 2000 rpm
Max. Screw Diameter	6.15 mm
Weight	1.9 kg
Length x Height	255 x 265 mm



ALSO AVAILABLE AS:



DCF622NT BARE TSTAK | DCF622N BARE

## 18V LI-ION BRUSHLESS ULTRA-COMPACT IMPACT DRIVER



### DCF809L2T

Voltage	18V
Battery Chemistry	Li-Ion
Battery Capacity	3.0 Ah
Max. Torque	190 Nm
No Load Speed	0-2800 rpm
Impacts Per Minute	0 - 3200 ipm
Max. Bolt Diameter	M12
Tool Holder	6.35 mm (1/4")
Weight	1.25 kg
Length x Height	130 x 236 mm

**COMING SOON**



ALSO AVAILABLE AS:



## 18V LI-ION BRUSHLESS IMPACT DRIVER



### DCF887P2

Voltage	18V
Battery Chemistry	Li-Ion
Battery Capacity	5.0 Ah
Max. Torque	205 Nm
No Load Speed	0-1000/2800/3250 rpm
Impacts Per Minute	0 - 3800 ipm
Max. Bolt Diameter	M14
Tool Holder	6.35 mm (1/4")
Weight	1.52 kg
Length x Height	134 x 245 mm



ALSO AVAILABLE AS:



## 18V LI-ION BRUSHLESS IMPACT DRIVER



### DCF888P2B

Voltage	18V
Battery Chemistry	Li-Ion
Battery Capacity	5.0 Ah
Max. Torque	205 Nm
No Load Speed	0-1000/2800/3250 rpm
Impacts Per Minute	0 - 3800 ipm
Max. Bolt Diameter	M14
Tool Holder	6.35 mm (1/4")
Weight	1.56 kg
Length x Height	134 x 236 mm



ALSO AVAILABLE AS:





## 18V LI-ION 1/2" COMPACT IMPACT WRENCH



### DCF880M2

Voltage	18V
Battery Chemistry	Li-Ion
Battery Capacity	4.0 Ah
Max. Torque	203 Nm
No Load Speed	0 - 2300 rpm
Impacts Per Minute	0 - 2700 ipm
Max. Bolt Diameter	M16
Tool Holder	1/2" (13 mm)
Weight	1.62 kg
Length x Height	147 x 240 mm



ALSO AVAILABLE AS:



DCF880N



## 18V LI-ION BRUSHLESS 1/2" COMPACT IMPACT WRENCH MID TORQUE



### DCF894P2

Voltage	18V
Battery Chemistry	Li-Ion
Battery Capacity	5.0 Ah
Max. Torque	447 Nm
Breakaway Torque	813Nm
No Load Speed	0-900/2000 rpm
Impacts Per Minute	0 - 3100 ipm
Max. Bolt Diameter	M18
Tool Holder	1/2" (13 mm)
Weight	2.12 kg
Length x Height	175 x 210 mm



ALSO AVAILABLE AS:



DCF894NT



DCF894N



## 18V LI-ION BRUSHLESS 1/2" IMPACT WRENCH HIGH TORQUE



### DCF899P2

Voltage	18V
Battery Chemistry	Li-Ion
Battery Capacity	5.0 Ah
Max. Torque	950 Nm
Breakaway Torque	1625 Nm
No Load Speed	0-400/1200/1900 rpm
Impacts Per Minute	0 - 2300 ipm
Max. Bolt Diameter	M22
Tool Holder	1/2" (13 mm)
Weight	3.22 kg
Length x Height	224 x 278 mm



ALSO AVAILABLE AS:



DCF899N



DCF899NT



## 18V LI-ION BRUSHLESS 3/4" IMPACT WRENCH HIGH TORQUE

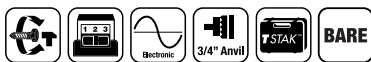


### DCF897NT

Voltage	18V
Battery Chemistry	Li-Ion
Max. Torque	136/407/950 Nm
Breakaway Torque	1627 Nm
No Load Speed	0-400/1200/1900 rpm
Impacts Per Minute	0 - 2400 ipm
Max. Bolt Diameter	M24
Tool Holder	3/4" (19 mm)
Weight	3.26 kg
Length x Height	224 x 278 mm



ALSO AVAILABLE AS:



DCF897N



## 18V LI-ION 24MM 3 MODE SDS-PLUS® HAMMER



### DCH253M2

Voltage	18V
Battery Chemistry	Li-Ion
Battery Capacity	4.0 Ah
Tool Holder	SDS-Plus
Max. Impact Energy	2.4 J
Impact Energy (EPTA 05/2009)	2.1 J
No Load Speed	0-1200 rpm
Blows Per Minute	0-4500 bpm
Optimum Drilling Capacity [Concrete]	4-12 mm
Max. Drilling Capacity [Concrete/Wood/Metal]	24/26/13 mm
Chipping Mode	Yes
Weight	3.1 kg
Length x Height	301 x 202 mm
Vibration Level	6.6 m/s <sup>2</sup>



## 18V LI-ION BRUSHLESS 24MM 3 MODE SDS-PLUS® HAMMER



### DCH273P2

Voltage	18V
Battery Chemistry	Li-Ion
Battery Capacity	5.0 Ah
Tool Holder	SDS-Plus
Max. Impact Energy	2.4 J
Impact Energy (EPTA 05/2009)	2.1 J
No Load Speed	0-1100 rpm
Blows Per Minute	0-4600 bpm
Optimum Drilling Capacity [Concrete]	4-12 mm
Max. Drilling Capacity [Concrete/Wood/Metal]	24/26/13 mm
Chipping Mode	Yes
Weight	3.1 kg
Length x Height	301 x 202 mm
Vibration Level	6.6 m/s <sup>2</sup>



ALSO AVAILABLE AS:



DCH273NT



DCH273N





## 18V LI-ION BRUSHLESS 24MM 3 MODE SDS-PLUS® HAMMER



### DCH274P2

Voltage	18V
Battery Chemistry	Li-Ion
Battery Capacity	5.0 Ah
Tool Holder	SDS-Plus
Max. Impact Energy	2.4 J
Impact Energy (EPTA 05/2009)	2.1 J
No Load Speed	0-1100 rpm
Blows Per Minute	0-4600 bpm
Optimum Drilling Capacity [Concrete]	4-12 mm
Max. Drilling Capacity [Concrete/Wood/Metal]	24/26/13 mm
Chipping Mode	Yes
Weight	3.3 kg
Length x Height	328 x 202 mm
Vibration Level	6.6 m/s <sup>2</sup>



## 18V LI-ION BRUSHLESS 26MM 3 MODE SDS-PLUS® HAMMER



### DCH133M1

Voltage	18V
Battery Chemistry	Li-Ion
Battery Capacity	4.0 Ah
Tool Holder	SDS-Plus
Max. Impact Energy	2.8 J
Impact Energy (EPTA 05/2009)	2.6 J
No Load Speed	0-1500 rpm
Blows Per Minute	0-5500 bpm
Optimum Drilling Capacity [Concrete]	4-14 mm
Max. Drilling Capacity [Concrete/Wood/Metal]	26/30/13 mm
Chipping Mode	Yes
Weight	2.9 kg
Length x Height	383 x 161 mm
Vibration Level	14.5 m/s <sup>2</sup>



ALSO AVAILABLE AS:



DCH133NT BARE TSTAK

DCH133N BARE

## FOR DUST MANAGEMENT SOLUTIONS SEE PAGE 163



## 18V LI-ION ANGLE GRINDER

18V XR

### DCG412M2

Voltage	18V
Battery Chemistry	Li-Ion
Battery Capacity	4.0 Ah
Disc Diameter	125 mm
Spindle Thread	M14
Switch Type	Trigger
No Load Speed	7000 rpm
Weight	2.5 kg
Length x Height	400 x 125 mm



ALSO AVAILABLE AS:



DCG412N

BARE

## 18V LI-ION BRUSHLESS ANGLE GRINDER - SLIDE SWITCH

PERFORM PROTECT

18V XR BRUSHLESS

### DCG405P2

Voltage	18V
Battery Chemistry	Li-Ion
Battery Capacity	5.0 Ah
Disc Diameter	125 mm
Spindle Thread	M14
Switch Type	Slider
No Load Speed	9000 rpm
Weight	2.37 kg
Length x Height	310 x 125 mm



ALSO AVAILABLE AS:



DCG405NT

BARE



DCG405N

BARE





## 18V LI-ION BRUSHLESS FLAT HEAD ANGLE GRINDER



### DCG405FN

Voltage	18V
Battery Chemistry	Li-Ion
Disc Diameter	125 mm
Spindle Thread	M14
Switch Type	Slide
No Load Speed	9000 rpm
Weight	1.8 kg
Length x Height	380 x 110 mm



## 18V LI-ION BRUSHLESS ANGLE GRINDER - PADDLE SWITCH



### DCG406N

Voltage	18V
Battery Chemistry	Li-Ion
Disc Diameter	125 mm
Spindle Thread	M14
Switch Type	Paddle
No Load Speed	9000 rpm
Weight	1.74 kg
Length x Height	310 x 125 mm



#### ALSO AVAILABLE AS:



DCG406NT

## 18V LI-ION BRUSHLESS DIE GRINDER



### DCG426P2

Voltage	18V
Battery Chemistry	Li-Ion
Battery Capacity	5.0 Ah
Collet Size	6 mm
No Load Speed	0-10000/17,500/25,000 rpm
Speed Settings	3
Max. Wheel Diameter	38 mm
Weight	1.82 kg
Length x Height	380 x 85 mm



#### ALSO AVAILABLE AS:



DCG426N

## 18V LI-ION BRUSHLESS PLANER



### DCP580P2

Voltage	18V
Battery Chemistry	Li-Ion
Battery Capacity	5.0 Ah
No Load Speed	15,000 rpm
Planer Width	82 mm
Max. Depth of Cut	2 mm
Adjustable Rebating Depth	9 mm
Shoe Length	295 mm
Drum Diameter	48 mm
Weight	3.1 kg
Length x Height	370 x 295 mm



ALSO AVAILABLE AS:



DCP580NT



DCP580N



## 18V LI-ION BRUSHLESS OSCILLATING TOOL



### DCS355M2

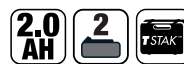
Voltage	18V
Battery Chemistry	Li-Ion
Battery Capacity	4.0 Ah
Oscillations Per Minute	0-20,000 opm
Oscillation Angle	1.6°
Switch Type	Variable Dual Grip
Tool Free Accessory Fitment	Yes
Weight	1.68 kg
Length x Height	310 x 150 mm



ALSO AVAILABLE AS:



DCS355D2



DCS355N



## 18V LI-ION BRUSHLESS 8MM ROUTER WITH FIXED BASE



### DCW600N

Voltage	18V
Battery Chemistry	Li-Ion
No Load Speed	16,000-25,500 rpm
Variable Speed	Yes
Collet Size	6-8 mm
Plunge Stroke / Movement	55 mm
Max. Cutter Diameter	ø36 mm
Weight	1.7 kg
Length x Height	120 x 200 mm

COMING SOON





## 18V LI-ION BRUSHLESS 8MM ROUTER WITH FIXED & PLUNGE BASE



### DCW604P2

Voltage	18V
Battery Chemistry	Li-Ion
Battery Capacity	5.0 Ah
No Load Speed	16,000-25,500 rpm
Variable Speed	Yes
Collet Size	6-8 mm
Plunge Stroke / Movement	55 mm
Max. Cutter Diameter	ø36 mm
Weight	2.9 kg
Length x Height	110 x 270 mm



**COMING SOON**

ALSO AVAILABLE AS:



DCW604NT  BARE  TSTAK

DCW604N  BARE

## 18V LI-ION BRUSHLESS 125MM RANDOM ORBITAL SANDER



### DCW210P2

Voltage	18V
Battery Chemistry	Li-Ion
Battery Capacity	5.0 Ah
Variable Speed	Yes
Orbits Per Minute	8,000 - 12,000 opm
Orbit Size	2.6 mm
Paper Size	125 mm
Weight	1.7 kg
Length x Height	170 x 127 mm



**COMING SOON**

ALSO AVAILABLE AS:



DCW210NT  BARE  TSTAK

DCW210N  BARE

## 18V LI-ION TOP HANDLE JIGSAW



### DCS331M2

Voltage	18V
Battery Chemistry	Li-Ion
Battery Capacity	4.0 Ah
No Load Stroke Rate	0-3000 spm
Stroke Length	26 mm
Bevel Capacity	45°
Max. Depth of Cut (Wood)	135 mm
Max. Depth of Cut (Metal)	10 mm
Weight	3.1 kg
Length x Height	305 x 215 mm



ALSO AVAILABLE AS:



DCS331N  BARE

## 18V LI-ION BRUSHLESS TOP HANDLE JIGSAW




### DCS334P2

Voltage	18V
Battery Chemistry	Li-Ion
Battery Capacity	5.0 Ah
No Load Stroke Rate	0-3200 spm
Stroke Length	26 mm
Variable Speed	Yes
Bevel Capacity	0°- 47°
Max. Depth of Cut (Wood)	135 mm
Max. Depth of Cut (Metal)	25 mm
Weight	2.7 kg
Length x Height	305 x 215 mm

COMING SOON



ALSO AVAILABLE AS:



DCS334NT



DCS334N



## 18V LI-ION BRUSHLESS BODY GRIP JIGSAW




### DCS335P2

Voltage	18V
Battery Chemistry	Li-Ion
Battery Capacity	5.0 Ah
No Load Stroke Rate	0-3200 spm
Stroke Length	26 mm
Variable Speed	Yes
Bevel Capacity	0°- 47°
Max. Depth of Cut (Wood)	135 mm
Max. Depth of Cut (Metal)	35 mm
Weight	2.7 kg
Length x Height	265 x 210 mm

COMING SOON



ALSO AVAILABLE AS:



DCS335NT



DCS335N





## 18V LI-ION RECIPROCATING SAW



### DCS380M2

Voltage	18V
Battery Chemistry	Li-Ion
Battery Capacity	4.0 Ah
No Load Stroke Rate	0-2950 spm
Stroke Length	28.6 mm
Weight	3.3 kg
Length x Height	425 x 195 mm



ALSO AVAILABLE AS:

DCS380N



## 18V LI-ION BRUSHLESS COMPACT RECIPROCATING SAW



### DCS367P2

Voltage	18V
Battery Chemistry	Li-Ion
Battery Capacity	5.0 Ah
No Load Stroke Rate	0-2900 spm
Stroke Length	28.6 mm
Max. Depth of Cut [Wood/Pipe/PVC]	300/100/160 mm
Weight	2.9 kg
Length x Height	363 x 203 mm



ALSO AVAILABLE AS:

DCS367NT



DCS367N



## 18V LI-ION COMPACT BANDSAW



### DCS371N

Voltage	18V
Battery Chemistry	Li-Ion
No Load Speed	174 Metres/min
Blade Dimension	835 x 12 x 0.5 mm
Max. Cutting Capacity	63.5 mm
Weight	3.9 kg
Length x Height	385 x 280 mm



ALSO AVAILABLE AS:

DCS371NT



## 18V LI-ION 165MM CIRCULAR SAW



### DCS391M2

Voltage	18V
Battery Chemistry	Li-Ion
Battery Capacity	4.0 Ah
No Load Speed	5150 rpm
Blade Diameter	165 mm
Blade Bore Diameter	20 mm
Bevel Capacity	50°
Max. Depth of Cut at 45°/90°	42.1/55 mm
Weight	3.5 kg
Length x Height	360 x 240 mm



ALSO AVAILABLE AS:



DCS391NT



DCS391N



## 18V LI-ION BRUSHLESS 184MM CIRCULAR SAW



### DCS570P2

Voltage	18V
Battery Chemistry	Li-Ion
Battery Capacity	5.0 Ah
No Load Speed	5500 rpm
Blade Diameter	184 mm
Blade Bore Diameter	16 mm
Bevel Capacity	57°
Max. Depth of Cut at 45°/90°	46/64 mm
Weight	4.2 kg
Length x Height	355 x 245 mm



ALSO AVAILABLE AS:



DCS570NT



DCS570N





## 18V LI-ION BRUSHLESS 16GA FINISH NAILER



### DCN660D2

Voltage	18V
Battery Chemistry	Li-Ion
Battery Capacity	2.0 Ah
Nail Diameter	1.6 mm
Nail Length	32 - 63 mm
Magazine Angle	20°
Magazine Capacity	110 Nails
Magazine Loading	Rear
Operating Mode	Bump and Sequential
Weight	2.8 kg
Length x Height	310 x 305 mm



ALSO AVAILABLE AS:



DCN660NT



DCN660N



## 18V LI-ION BRUSHLESS 18GA FINISH NAILER



### DCN680D2

Voltage	18V
Battery Chemistry	Li-Ion
Battery Capacity	2.0 Ah
Nail Diameter	1.25 mm
Nail Length	15 - 54 mm
Magazine Angle	0°
Magazine Capacity	110 Nails
Magazine Loading	Rear
Operating Mode	Bump and Sequential
Weight	2.8 kg
Length x Height	302 x 264 mm



ALSO AVAILABLE AS:



DCN680N



## 18V LI-ION BRUSHLESS 18GA NARROW CROWN STAPLER




### DCN681D2

Voltage	18V
Battery Chemistry	Li-Ion
Battery Capacity	2.0 Ah
Nail Diameter	1.25 mm
Nail Length	12 - 38 mm
Magazine Angle	0°
Magazine Capacity	110 Nails
Magazine Loading	Rear
Operating Mode	Bump and Sequential
Weight	2.8 kg
Length x Height	302 x 264 mm



ALSO AVAILABLE AS:



DCN681N



## 18V LI-ION BRUSHLESS DEDICATED FLOORING STAPLER




### DCN682D2

Voltage	18V
Battery Chemistry	Li-Ion
Battery Capacity	2.0 Ah
Nail Diameter	1.25 mm
Nail Length	12 - 38 mm
Magazine Angle	0°
Magazine Capacity	110 Nails
Magazine Loading	Rear
Operating Mode	Bump and Sequential
Weight	3.3 kg
Length x Height	312 x 299 mm



ALSO AVAILABLE AS:



DCN682N



## 18V LI-ION BRUSHLESS FRAMING NAILER



### DCN692P2

Voltage	18V
Battery Chemistry	Li-Ion
Battery Capacity	5.0 Ah
Nail Diameter	2.8 - 3.3 mm
Nail Length	50 - 90 mm
Nail Angle	30 - 34°
Magazine Angle	30 - 34°
Magazine Capacity	55 Nails
Magazine Loading	Rear - load
Operating Mode	Bump and Sequential
Weight	4.25 kg
Length x Height	345 x 338 mm



ALSO AVAILABLE AS:



DCN692N



## 18V LI-ION BRUSHLESS METAL CONNECTOR NAILER



### DCN694P2

Voltage	18V
Battery Chemistry	Li-Ion
Battery Capacity	5.0 Ah
Nail Diameter	3.4 - 4.0 mm
Nail Length	35 mm
Nail Angle	30 - 35°
Magazine Angle	33°
Magazine Capacity	27 Nails
Magazine Loading	Bottom
Operating Mode	Sequential and Rapid Cycle
Weight	4.2 kg
Length x Height	345 x 338 mm



ALSO AVAILABLE AS:



DCN694N






## 18V LI-ION BRUSHLESS CONCRETE NAILER



### DCN890P2

Voltage	18V
Battery Chemistry	Li-Ion
Battery Capacity	5.0 Ah
Nail Diameter	2.6 - 3.7 mm
Nail Length	13 - 57 mm
Nail Width	5.6 - 6.4 mm
Magazine Angle	15°
Magazine Capacity	Up to 30 Nails
Magazine Loading	Underneath
Operating Mode	Sequential and Rapid Cycle
Nose Included	Non magnetic / Drywall nose
Weight	4.8 kg
Length x Height	415 x 390 mm



ALSO AVAILABLE AS:

### DCN890N



### DCN8905 EXTENSION POLE

Length: 2.1 m  
Weight: 2.8 kg



### DCN8902 MAGNETIC NOSE PIECE




## 18V LI-ION 300 - 310 ML CAULK GUN



### DCE560N

Voltage	18V
Battery Chemistry	Li-Ion
Carrier Size	300 - 310 ml
Applicator	Cartridge
Push Force	2500N (254 kg)
Push Speed	51 - 533 mm/min
Weight	1.8 kg
Length x Height	495 x 275 mm




## 18V LI-ION 600ML CAULK GUN



### DCE580N

Voltage	18V
Battery Chemistry	Li-Ion
Carrier Size	300 - 600 ml
Applicator	Cartridge & Sausage
Push Force	2500N (254 kg)
Push Speed	51-533 mm/min
Weight	2.2 kg
Length x Height	620 x 275 mm




**18V LI-ION GREASE GUN****18V XR****DCGG571M1**

Voltage	18V
Battery Chemistry	Li-Ion
Battery Capacity	4.0 Ah
Output Pressure	690 bar
Flow Rate	147 ml/min
Grease Type	Up to NLGI #2
Grease [Bulk]	453 g
Grease Capacity [Cartridge]	400 g
Hose Length	107 cm
Weight	3.63 kg
Length x Height	390 x 230 mm

**18V LI-ION SWIVEL HEAD SHEAR****18V XR****DCS491N**

Voltage	18V
Battery Chemistry	Li-Ion
No Load Stroke Rate	0-2,450 spm
Cutting Capacity [Mild Steel]	1.3 mm
Cutting Capacity [Stainless Steel]	1.0 mm
Weight	1.8 kg
Length x Height	394 x 200 mm

**18V LI-ION CONCRETE VIBRATOR****18V XR****DCE531N**

Voltage	18V
Battery Chemistry	Li-Ion
Vibrations / Minute	15,000 vpm
Shaft Length	1.2 m
Head Diameter	28.6 mm
Weight	3.08 kg
Length x Height	390 mm x 200 mm





## 18V LI-ION INFLATOR

18V XR

**DCC018N**

Voltage	18V
Battery Chemistry	Li-Ion
Unit of Measure	BAR / kPA / PSI
Dual Display	Target pressure / Actual pressure
Max. Air Pressure	11 bar
Gauge Accuracy	+/- 0.15 bar
Deflate Function	Yes
Air Volume	0.35ltr/min [6.2 bar] 0.6ltr/min [2 bar]
Corded Power Supply	Yes (230V and 12V)
Weight	2.3 kg
Length x Height	330 x 280 mm



## 18V LI-ION COMPACT JOBSITE BLOWER

18V XR

**DCV100**

Voltage	18V
Battery Chemistry	Li-Ion
Fan Speed	0-18,000 rpm
Air Speed	80 m/s
Speed Setting	Yes
Air Volume	2.8 m³/min
Lock-on Switch	Yes
Suction Mode	Yes
Weight	1.3 kg
Length x Height	508 x 200 mm



## 18V LI-ION WET/DRY HANDHELD VACUUM

18V XR

**DCV517N**

Voltage	18V
Battery Chemistry	Li-Ion
Max. Airflow	15.9 l/sec
Capacity	1.9 ltr
Protection Class	IPX4
Hose Length / Diameter	1 m / 32 mm
Weight	1.8 kg
Length x Height	460 x 200 mm



## 18V LI-ION L CLASS PORTABLE DUST EXTRACTOR

18V XR

**DCV584L**

Voltage	18V
Battery Chemistry	Li-Ion
Max. Airflow	954 l/min
Capacity	7.5 ltr
Wet / Dry Capacity	7.5 ltr
Vacuum Class	L Class (99.97% dust)
Hose Length / Diameter	2 m / 32 mm
Corded Power Supply	Yes (230V)
Weight	4.8 kg
Length x Height	440 x 330 mm



**18V LI-ION LED PIVOT LIGHT****18V XR****DCL040**

Voltage	18V
Battery Chemistry	Li-Ion
Bulb Type	LED
Light Output	110 lm
Runtime	25 hours (5.0Ah battery)
Weight	0.6 kg
Length x Height	115 x 240 mm

**18V LI-ION LED SPOTLIGHT****18V XR****DCL043**

Voltage	18V
Battery Chemistry	Li-Ion
Bulb Type	LED
Light Output	120 - 1000 lm
Runtime	10 hours (5.0Ah battery)
Weight	0.64 kg
Length x Height	155 x 250 mm

**18V LI-ION LED HAND HELD WORKLIGHT****18V XR****DCL044**

Voltage	18V
Battery Chemistry	Li-Ion
Bulb Type	LED
Light Output	130 lm
Runtime	11 hours (2.0Ah battery)
Weight	0.26 kg
Length x Height	74 x 205 mm





## 18V LI-ION LED HAND HELD WORKLIGHT

18V XR

### DCL050

Voltage	18V
Battery Chemistry	Li-Ion
Bulb Type	LED
Light Output	250-500 lm
Runtime	22 hours (5.0Ah battery)
Weight	1.1 kg
Length x Height	95 x 345 mm



LED BARE

## 18V LI-ION AREA LIGHT

18V XR

### DCL060

Voltage	18V
Battery Chemistry	Li-Ion
Bulb Type	LED
Light Output	1500 lm
Runtime	3 hours (5.0Ah battery)
Weight	1.48 kg
Length x Height	320 x 120 mm



LED BARE

## 18V LI-ION TRIPOD LIGHT

18V XR

### DCL079

Voltage	18V
Battery Chemistry	Li-Ion
Bulb Type	LED
Light Output	3000/1800/1000 lm
Runtime	8.5 hours at 3000 lm (5.0Ah battery)
Weight	7.4 kg
Height	1 - 2.2 m



LED BARE

## 18V LI-ION FM/AM COMPACT RADIO



### DCR019

Voltage	18V (12V accepted)
Battery Chemistry	Li-Ion
Corded Power Supply	Yes (230V)
Radio Frequencies	FM/AM
Device Connectivity	3.5 mm AUX (USB charging port only)
Charger	No
Weight	2.8 kg
Length x Height	240 x 245 mm



## 18V LI-ION DAB+/FM COMPACT RADIO



### DCR020

Voltage	18V (12V accepted)
Battery Chemistry	Li-Ion
Corded Power Supply	Yes (230V)
Radio Frequencies	DAB(+)/FM
Device Connectivity	3.5 mm AUX (USB charging port only)
Charger	No
Weight	2.8 kg
Length x Height	240 x 245 mm



## 18V LI-ION DAB+/FM BLUETOOTH RADIO AND CHARGER



### DCR027

Voltage	18V (Flexvolt accepted)
Battery Chemistry	Li-Ion
Corded Power Supply	Yes (230V)
Radio Frequencies	DAB(+)/FM
Device Connectivity	Bluetooth® / 3.5 mm AUX (USB charging port only)
AC Power Outlet	Yes (2 ports)
Charger	Yes (3A)
Weight	7.2 kg
Length x Height	460 x 310 mm





## 18V LI-ION BLUETOOTH SPEAKER

### DCR006

Voltage	18V (12V accepted)
Battery Chemistry	Li-Ion
Device Connectivity	Bluetooth® / 3.5 mm AUX port
Charger	No
Weight	0.92 kg
Length x Height	145 x 180 mm



BARE

## 18V LI-ION BLUETOOTH SPEAKER

### DCR011

Voltage	18V (12V and Flexvolt accepted)
Battery Chemistry	Li-Ion
Device Connectivity	Bluetooth® (USB charging port only)
Runtime	10 hours (5.0Ah)
Charger	No
Weight	1.2 kg
Length x Height	255 x 188 mm



BARE







**54V**  
**CORDLESS TOOLS**



## 54V LI-ION BRUSHLESS STUD AND JOIST DRILL



**DCD460T2**

Voltage	54V
Battery Chemistry	Li-Ion
Battery Capacity	6.0 Ah
Max. Torque [Soft/Hard]	130 / 140 Nm
No Load Speed	0-300/0-1,250 rpm
Chuck Capacity	13 mm (keyed)
Max. Drilling Capacity [Wood/Metal]	125 mm / 152 mm
Weight	6.45 kg
Length x Height	410 x 225 mm



ALSO AVAILABLE AS:



**DCD460NT** BARE

**DCD460N** BARE

## 54V LI-ION BRUSHLESS DUAL HANDLE PADDLE MIXER



**DCD240X2**

Voltage	54V
Battery Chemistry	Li-Ion
Battery Capacity	9.0 Ah
Max. Paddle Size	160 mm
Spindle Thread	M14
Speed Settings	Yes
No Load Speed	0-225-350-475-600-725 rpm
Lock-Off Switch	Yes
Weight	6.15 kg
Length x Height	550 x 430 mm



ALSO AVAILABLE AS:



**DCD240N** BARE

## 54V LI-ION BRUSHLESS 30MM 3 MODE SDS-PLUS® HAMMER




**DCH333X2**

Voltage	54V
Battery Chemistry	Li-Ion
Battery Capacity	9.0 Ah
Tool Holder	SDS-Plus
Max. Impact Energy	4.2 J
Impact Energy (EPTA 05/2009)	3.5 J
No Load Speed	0-1000 rpm
Blows Per Minute	0-4480 bpm
Optimum Drilling Capacity [Concrete]	6-20 mm
Max. Drilling Capacity [Concrete/Wood/Metal]	30 / 30 / 13 mm
Chipping Mode	Yes
Weight	4.9 kg
Length x Height	400 x 250 mm
Vibration Level	7.5 m/s <sup>2</sup>



54V CORDLESS TOOLS



ALSO AVAILABLE AS:

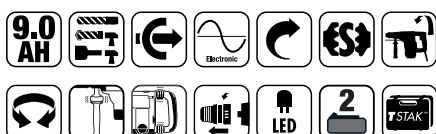
**DCH333NT** BARE T-STAK

## 54V LI-ION BRUSHLESS 30MM 3 MODE SDS-PLUS® HAMMER



**DCH334X2**

Voltage	54V
Battery Chemistry	Li-Ion
Battery Capacity	9.0 Ah
Tool Holder	SDS-Plus
Max. Impact Energy	4.2 J
Impact Energy (EPTA 05/2009)	3.5 J
No Load Speed	0-1000 rpm
Blows Per Minute	0-4480 bpm
Optimum Drilling Capacity [Concrete]	6-20 mm
Max. Drilling Capacity [Concrete/Wood/Metal]	30 / 30 / 13 mm
Chipping Mode	Yes
Weight	5.1 kg
Length x Height	419 x 250 mm
Vibration Level	7.5 m/s <sup>2</sup>






## 54V LI-ION BRUSHLESS 40MM SDS-MAX® COMBINATION HAMMER



**DCH481X2**



Voltage	54V
Battery Chemistry	Li-Ion
Battery Capacity	9.0 Ah
Tool Holder	SDS-Max
Max. Impact Energy	7.3 J
Impact Energy (EPTA 05/2009)	6.1 J
No Load Speed	540 rpm
Blows Per Minute	3150 bpm
Optimum Drilling Capacity [Concrete]	16-30 mm
Max. Drilling Capacity [Concrete/Core bit]	40 / 100 mm
Chipping Mode	Yes
Weight	6.65 kg
Length x Height	502 x 263 mm
Vibration Level	9.4 m/s <sup>2</sup>



ALSO AVAILABLE AS:

**DCH481N**

BARE

**FOR DUST MANAGEMENT SOLUTIONS SEE PAGE 163**



## 54V LI-ION BRUSHLESS 48MM SDS-MAX® COMBINATION HAMMER


PERFORM PROTECT XR FLEX VOLT

DCH733X2

Voltage	54V
Battery Chemistry	Li-Ion
Battery Capacity	9.0 Ah
Tool Holder	SDS-Max
Max. Impact Energy	15.7 J
Impact Energy (EPTA 05/2009)	13.3 J
No Load Speed	177-355 rpm
Blows Per Minute	1,350-2,705 bpm
Optimum Drilling Capacity [Concrete]	24-42 mm
Max. Drilling Capacity [Concrete/Core bit ]	48 / 125 mm
Chipping Mode	No
Weight	9.8 kg
Length x Height	597 x 284 mm
Vibration Level	9.0 m/s <sup>2</sup>



54V CORDLESS TOOLS



ALSO AVAILABLE AS:

DCH733N

BARE

## 54V LI-ION BRUSHLESS 230MM CUT-OFF SAW

PERFORM PROTECT XR FLEX VOLT

DCS690X2

Voltage	54V
Battery Chemistry	Li-Ion
Battery Capacity	9.0 Ah
No Load Speed	6600 rpm
Blade Diameter	230 mm
Blade Bore Diameter	22.2 mm
Max. Depth of Cut	83 mm
Water Pipe Connection	Yes
Weight	6.25 kg
Length x Height	640 x 250 mm



ALSO AVAILABLE AS:

DCS690N

BARE





## 54V LI-ION BRUSHLESS 125MM ANGLE GRINDER



**DCG414T2**

Voltage	54V
Battery Chemistry	Li-Ion
Battery Capacity	6.0 Ah
Disc Diameter	125 mm
Spindle Thread	M14
Switch Type	Trigger switch
No Load Speed	9000 rpm
No Volt Switch	Yes
OverLoad Protection	Yes
Weight	3.2 kg
Length x Height	400 x 125 mm



ALSO AVAILABLE AS:



DCG414NT  BARE  TSTAK

DCG414N  BARE

## 54V LI-ION BRUSHLESS 190MM CIRCULAR SAW



**DCS575T2**

Voltage	54V
Battery Chemistry	Li-Ion
Battery Capacity	6.0 Ah
No Load Speed	5800 rpm
Blade Diameter	190 mm
Blade Bore Diameter	30 mm
Bevel Capacity	57°
Max. Depth of Cut at 45° / 90°	49/67 mm
Weight	4.65 kg
Length x Height	355 x 245 mm



ALSO AVAILABLE AS:



DCS575NT  BARE  TSTAK

DCS575N  BARE

## 54V LI-ION BRUSHLESS 190MM CIRCULAR SAW

**DCS576T2**

**XR FLEX VOLT**

Voltage	54V
Battery Chemistry	Li-Ion
Battery Capacity	6.0 Ah
No Load Speed	5800 rpm
Blade Diameter	190 mm
Blade Bore Diameter	30 mm
Bevel Capacity	57°
Max. Depth of Cut at 45° / 90°	43/61 mm
Weight	4.75 kg
Length x Height	355 x 245 mm



ALSO AVAILABLE AS:



**DCG576NT**



**DCG576N**



## 54V LI-ION BRUSHLESS 190MM HIGH TORQUE CIRCULAR SAW

**DCS577T2**

**XR FLEX VOLT**

Voltage	54V
Battery Chemistry	Li-Ion
Battery Capacity	6.0 Ah
No Load Speed	5800 rpm
Blade Diameter	190 mm
Blade Bore Diameter	30 mm
Bevel Capacity	53°
Max. Depth of Cut at 45° / 90°	50/65 mm
Weight	6.05 kg
Length x Height	355 x 210 mm



ALSO AVAILABLE AS:



**DCS577N**





## 54V LI-ION BRUSHLESS PLUNGE SAW

**DCS520T2**

**XR FLEX VOLT**

Voltage	54 V
Battery Chemistry	Li-Ion
Battery Capacity	6.0 Ah
No Load Speed	2500-4200 rpm
Blade Diameter	165 mm
Blade Bore Diameter	20 mm
Bevel Capacity	47°
Max. Depth of Cut at 45° / 90°	44/59 mm
Weight	4.7 kg
Length x Height	303 X 265 mm



ALSO AVAILABLE AS:



**DCS520NT** **BARE** **T-STAK**

## 54V LI-ION BRUSHLESS RECIPROCATING SAW

**DCS388T2**

**XR FLEX VOLT**

Voltage	54V
Battery Chemistry	Li-Ion
Battery Capacity	6.0 Ah
No Load Stroke Rate	2400 spm
Stroke Length	40 mm
Max. Depth of Cut [Wood/Pipe/PVC]	300/130/160 mm
Weight	5.6 kg
Length x Height	918 x 219 mm



ALSO AVAILABLE AS:



**DCS388NT** **BARE** **T-STAK** | **DCS388N** **BARE**

## 54V LI-ION BRUSHLESS ALLIGATOR SAW

**XR FLEX**  
**VOLT**

**DCS397T2**

Voltage	54V
Battery Chemistry	Li-Ion
Battery Capacity	6.0 Ah
Material Class Blade	TCT Class 12 clay blocks (POROTON®)
No Load Stroke Rate	2400 spm
Stroke Length	40 mm
Blade Length	43 cm
Blade Stop	0.2 s
Weight	6.6 kg
Length x Height	918 x 219 mm



ALSO AVAILABLE AS:



**DCS397N**

**BARE**

## 54V LI-ION BRUSHLESS ALLIGATOR SAW

**XR FLEX**  
**VOLT**

**DCS398T2**

Voltage	54V
Battery Chemistry	Li-Ion
Battery Capacity	6.0 Ah
Material Class Blade	TCT Class 12 clay blocks (POROTON®)
No Load Stroke Rate	2400 spm
Stroke Length	40 mm
Blade Length	43 cm
Blade Stop	0.2 s
Weight	6.6 kg
Length x Height	918 x 219 mm





## 54V LI-ION BRUSHLESS 216MM MITRE SAW

**DCS777T2**



Voltage	54 V
Battery Chemistry	Li-Ion
Battery Capacity	6.0 Ah
No Load Speed	6300 rpm
Blade Diameter	216 mm
Blade Bore Diameter	30 mm
Bevel Capacity	48°
Mitre Capacity [Right/Left]	50/50°
Cutting Capacity at 90°/90° (W x H)	270 x 60 mm
Cutting Capacity at 90°/45° (W x H)	173 x 62 mm, 270 x 48 mm
Cutting Capacity at 45°/90° (W x H)	190 x 60 mm
Max. Cutting Capacity at 45°/45°	190 x 48 mm
Max. Depth of Cut [Saws]	80 mm
Weight	15 kg
Length x Height	490 x 590 mm



ALSO AVAILABLE AS:



**DCS777N**



## 54V LI-ION BRUSHLESS 250MM MITRE SAW

**DCS778T2**



Voltage	54 V
Battery Chemistry	Li-Ion
Battery Capacity	6.0 Ah
No Load Speed	4300 rpm
Blade Diameter	250 mm
Blade Bore Diameter	30 mm
Bevel Capacity	48°
Mitre Capacity [Right/Left]	50/50°
Cutting Capacity at 90°/90° (W x H)	305x85 mm
Cutting Capacity at 90°/45° (W x H)	305 x 58 mm
Cutting Capacity at 45°/90° (W x H)	215 x 85 mm
Max. Cutting Capacity at 45°/45°	215 x 58 mm
Max. Depth of Cut [Saws]	85 mm
Weight	16.8 kg
Length x Height	615 x 390 mm



ALSO AVAILABLE AS:



**DCS778N**



## 2 X 54V LI-ION BRUSHLESS 305MM MITRE SAW

DHS780T2

XR FLEX VOLT

Voltage	2 X 54 V
Battery Chemistry	Li-Ion
Battery Capacity	6.0 Ah
No Load Speed	3800 rpm
Blade Diameter	305 mm
Blade Bore Diameter	30 mm
Bevel Capacity	49 / 49°
Mitre Capacity [Right/Left]	60/50°
Cutting Capacity at 90°/90° (W x H)	303 x 110 mm, 345 x 76 mm
Cutting Capacity at 90°/45° (W x H)	211 x 112 mm, 244 x 76 mm
Cutting Capacity at 45°/90° (W x H)	268 x 63 mm, 345 x 44 mm
Max. Cutting Capacity at 45°/45°	212 x 76 mm
Max. Depth of Cut [Saws]	170 mm
Weight	27.6 kg
Length x Height	770 x 396 mm



54V CORDLESS TOOLS

ALSO AVAILABLE AS:



DHS780N

BARE



## 54V LI-ION BRUSHLESS 210MM TABLE SAW



**DCS7485T2**

Voltage	54 V
Battery Chemistry	Li-Ion
Battery Capacity	6.0 Ah
No Load Speed	5800 rpm
Blade Diameter	210 mm
Blade Bore Diameter	30 mm
Bevel Capacity	-3 to 48°
Max. Ripping Capacity [Right/Left]	610 / 318 mm
Max. Depth of Cut at 45°/90°	45 / 65 mm
Table Size	485 x 485 mm
Weight	21.5 kg
Length x Height	605 x 330 mm



ALSO AVAILABLE AS:



**DCS7485N** BARE

## 54V LI-ION BRUSHLESS COMPRESSOR



**DCC1054T2**

Voltage	54 V
Battery Chemistry	Li-Ion
Battery Capacity	6.0 Ah
Tank Volume	10L
Air Delivery [At 7 BAR]	31 L/min
Max. Pressure	9.3 BAR
Regulated Pressure Rating	0 - 9.3 BAR
Quick Connect Type	Universal EU 1/4"
Pump Type	Oil-free
Weight	12 kg
Length x Height	360 x 420 mm



ALSO AVAILABLE AS:



**DCC1054N** BARE



## 54V LI-ION BRUSHLESS M CLASS DUST EXTRACTOR

**DCV586M**

**XR FLEX  
VOLT**

**COMING SOON**

Voltage	54 V
Battery Chemistry	Li-Ion
Max. Airflow	70 l/sec
Wet / Dry Capacity	15 L
Vacuum Class	M class (99.9% dust)
Hose Length/ Diameter	2.5m / 32 mm
Filter System	Automatic dual filter cleaning
Remote Tool Actuation	Yes
Weight	9.5 kg
Length x Height	440 x 330 mm











**CORDLESS**  
**OUTDOOR TOOLS**



## 18V LI-ION BRUSHLESS 30CM CHAIN SAW



### DCM565P1

Battery Voltage	18V
Battery Chemistry	Li-ion
Battery Capacity	5.0 Ah
Bar Length	30cm
Max. Cutting Capacity	26cm
Chain Speed	7.68m/s
Chain Brake	< 1sec
Variable Speed	Yes
Chain Tensioning	Tool Free
Oil Capacity	115ml
Weight	4.12 kg



ALSO AVAILABLE AS:

DCM565N



## 54V XR 54V LI-ION BRUSHLESS 40CM CHAIN SAW



### DCM575X1

Battery Voltage	54V
Battery Chemistry	Li-ion
Battery Capacity	9.0 Ah
Bar Length	40cm
Max. Cutting Capacity	40cm
Chain Speed	15m/s
Chain Brake	< 1sec
Variable Speed	Yes
Chain Tensioning	Tool Free
Oil Capacity	115ml
Weight	5.4 kg



ALSO AVAILABLE AS:

DCM575N




## 18V LI-ION BRUSHLESS 33CM GRASS TRIMMER



### DCM561P1S

Battery Voltage	18V
Battery Chemistry	Li-ion
Battery Capacity	5.0 Ah
Cutting Width/Swathe	33cm
Line Diameter	2.0 mm
Cutting Speed	0 - 4600 / 6000rpm
Line Length (supplied)	7.5m
Telescopic Shaft	No
Weight	4.2 kg



ALSO AVAILABLE AS:

**DCM561PBS**

BARE




## 54V LI-ION BRUSHLESS 38CM GRASS TRIMMER



### DCM5713X1

Battery Voltage	54V
Battery Chemistry	Li-ion
Battery Capacity	9.0 Ah
Cutting Width/Swathe	38cm
Line Diameter	2.0 mm
Cutting Speed	0-5100
Line Length (supplied)	7.5m
Telescopic Shaft	No
Tool Length	1.8 m
Weight	5.8 kg



**DCM5713N**

BARE



## 54V LI-ION BRUSHLESS 38CM GRASS TRIMMER AND BRUSH CUTTER



### DCM571X1

Battery Voltage	54V
Battery Chemistry	Li-ion
Battery Capacity	9.0 Ah
Cutting Width/Swathe	38cm (25.5cm with brush knife)
Line Diameter	2.0 mm
Cutting Speed	0-5100 / 5600rpm
Brush Cutter Adaptor Kit	Yes (included brush knife)
Line Length (supplied)	7.5 m
Telescopic Shaft	No
Tool Length	1.8 m
Weight	5.8 kg



ALSO AVAILABLE AS:

**DCM571N**

BARE





## 18V LI-ION BRUSHLESS BLOWER



### DCM562P1

Battery Voltage	18V
Battery Chemistry	Li-ion
Battery Capacity	5.0 Ah
Blow Speed	145km/h
Blow Area Volume	0-400cfm
Variable Speed	Yes
Lock On Switch	Yes
Weight	3.3 kg



ALSO AVAILABLE AS:

DCM562PB BARE



## 54V LI-ION BRUSHLESS BLOWER



### DCM572X1

Battery Voltage	54V
Battery Chemistry	Li-ion
Battery Capacity	9.0 Ah
Blow Speed	0-207km/h
Blow Area Volume	0-207km/h
Variable Speed	Yes
Lock On Switch	Yes
Weight	4.4 kg



ALSO AVAILABLE AS:

DCM572N BARE



## 18V LI-ION 55CM HEDGE TRIMMER

### DCM563P1

Battery Voltage	18V
Battery Chemistry	Li-ion
Battery Capacity	5.0 Ah
Blade Length	55cm
Cutting Gap	19 mm
Blade Strokes	1400 spm
Weight	3.5 kg



ALSO AVAILABLE AS:

DCM563PB BARE



## 2X 18V LI-ION BRUSHLESS LAWN MOWER

**DCMW564P1**



**COMING SOON**

Battery Voltage	2x 18V
Battery Chemistry	Li-ion
Battery Capacity	5.0 Ah
Grass Collection Capacity	55 L
Deck Size	51cm
Cutting Capacity	48cm
Cutting Height Setting	25 / 38 / 57 / 74 / 86 mm
Cut Area Per Charge	Up to 800 m <sup>2</sup> (5.0Ah batteries)
Weight	27 kg



**ALSO AVAILABLE AS:**

**DCMW564N** BARE







# LASER INSTRUMENTS







# LASER LEVELS

## 3 SPOT LASER (RED BEAM)

### DW083K

Beam Colour	Red
Accuracy	+/-2 mm @ 10m
Self-Levelling Range	+/-4°
IP Rating	54
Number of Beams	3 - Horizontal, 2 Vertical (Up & Down)
Indoor Visibility Range	30m
Tripod Connection	1/4"
Laser Class	2
Power Source	4 x AA



## 10.8V LI-ION 3 X 360° CROSS LINE LASER (RED BEAM)



### DCE089D1R

Beam Colour	Red
Accuracy	+/-3 mm @ 10m
Self-Levelling Range	+/-4°
Max. Working Range with Detector	20-50m
IP Rating	65
Number of Beams	3 - Horizontal, Vertical, Side
Tripod Connection	1/4" x 5/8"
Pendulum Lock	Yes
Laser Class	2
Modes	1 x 360° Horizontal, 1 x 360° Vertical, 2nd 360° Vertical



ALSO AVAILABLE AS:

**DCE089NR**



## 10.8V LI-ION 3 X 360° CROSS LINE LASER (GREEN BEAM)

10.8V XR

### DCE089D1G

Beam Colour	Green
Accuracy	+/-3 mm @ 10m
Self-Levelling Range	+/-4°
Max. Working Range with Detector	30-50m
IP Rating	65
Number of Beams	3 - Horizontal, Vertical, Side
Tripod Connection	1/4" x 5/8"
Pendulum Lock	Yes
Laser Class	2
Modes	1 x 360° Horizontal, 1 x 360° Vertical, 2nd 360° Vertical



ALSO AVAILABLE AS:

DCE089NG



## 10.8V LI-ION 2 SPOT CROSS LINE LASER (RED BEAM)

10.8V XR

### DCE0822D1R

Beam Colour	Red
Accuracy	+/-2mm @ 10m Spot, +/-3mm @ 10m Line
Self-Levelling Range	+/-4°
Max. Working Range Line/Spot	15m/30m
IP Rating	65
Number of Beams	4 - Cross Line plus 2 spots
Tripod Connection	1/4" x 5/8"
Pendulum Lock	Yes
Laser Class	2
Modes	Vertical Only, Horizontal Only, Cross Line, 3 Spot Only: Up, Down, Front, 2 Spot Only: Up, Down



## 10.8V LI-ION 2 SPOT CROSS LINE LASER (GREEN BEAM)

10.8V XR

### DCE0822D1G

Beam Colour	Green
Accuracy	+/-2 mm @ 10m Spot +/-3 @ 10m Line
Self-Levelling Range	+/-4°
Max. Working Range Line/Spot	15m/30m
IP Rating	65
Number of Beams	4 - Cross Line plus 2 spots
Tripod Connection	1/4" x 5/8"
Pendulum Lock	Yes
Laser Class	2
Modes	Vertical Only, Horizontal Only, Cross Line, 3 Spot Only: Up, Down, Front, 2 Spot Only: Up, Down





## 10.8V LI-ION 5 SPOT CROSS LINE LASER (RED BEAM)

10.8V XR

**DCE0825D1R**

Beam Colour	Red
Accuracy	+/-3 mm @ 10m Spot +/-2 @ 10m
Self-Levelling Range	+/-4°
Max. Working Range Line/Spot	20m/50m
IP Rating	65
Number of Beams	7 - Cross Line plus 5 spots
Tripod Connection	1/4" x 5/8"
Pendulum Lock	Yes
Laser Class	2
Modes	Vertical Only, Horizontal Only, Cross Line, 3 Spot Only: Up, Down, Front, 5 Spot Only: Up, Down, Front, Both Sides



## 10.8V LI-ION 5 SPOT CROSS LINE LASER (GREEN BEAM)

10.8V XR

**DCE0825D1G**

Beam Colour	Green
Accuracy	+/-3 mm @ 10m Spot +/-2 @ 10m
Self-Levelling Range	+/-4°
Max. Working Range Line/Spot	30m/50m
IP Rating	65
Number of Beams	7 - Cross Line plus 5 spots
Tripod Connection	1/4" x 5/8"
Pendulum Lock	Yes
Laser Class	2
Modes	Vertical Only, Horizontal Only, Cross Line, 3 Spot Only: Up, Down, Front, 5 Spot Only: Up, Down, Front, Both Sides



## 10.8V LI-ION CROSS LINE LASER (RED BEAM)

10.8V XR

**DCE088D1R**

Beam Colour	Red
Accuracy	+/-3 mm @ 10m
Self-Levelling Range	+/-4°
Max. Working Range with Detector	20-50m
IP Rating	65
Number of Beams	8 - Cross Line plus 5 spots
Tripod Connection	1/4" x 5/8"
Pendulum Lock	Yes
Laser Class	2
Modes	Vertical Only, Horizontal Only, Cross Line



ALSO AVAILABLE AS:

**DCE088NR**



## 10.8V LI-ION CROSS LINE LASER (GREEN BEAM)

10.8V XR

### DCE088D1G

Beam Colour	Green
Accuracy	+/-3 mm @ 10m
Self-Levelling Range	+/-4°
Max. Working Range with Detector	30-50m
IP Rating	65
Number of Beams	2 - Horizontal, Vertical
Tripod Connection	1/4" x 5/8"
Pendulum Lock	Yes
Laser Class	2
Modes	Vertical Only, Horizontal Only, Cross Line



ALSO AVAILABLE AS:

DCE088NR



## CROSS LINE LASER (RED BEAM)

### DW088K

Beam Colour	Red
Accuracy	+/-3 mm @ 10m
Self-Levelling Range	+/-4°
Max. Working Range	15-50m
IP Rating	54
Number of Beams	2 - Horizontal, Vertical
Tripod Connection	1/4"
Laser Class	2
Modes	Vertical Only, Horizontal Only, Cross Line
Power Source	2 x AAA



ALSO AVAILABLE AS:

DW088KD (INCLUDES DETECTOR)



## CROSS LINE LASER (GREEN BEAM)

### DW088CG

Beam Colour	Green
Accuracy	+/-3 mm @ 10m
Self-Levelling Range	+/-4°
Max. Working Range with Detector	20-50m
IP Rating	54
Number of Beams	3 - Horizontal, Vertical, Side
Tripod Connection	5/8"
Laser Class	2
Modes	3 beams Separately 1 Horizontal, 2 Vertical
Power Source	4 x AA



ALSO AVAILABLE AS:

DW088CGD (INCLUDES DETECTOR)





## CROSS LINE LASER (RED BEAM)

### DW089K

Beam Colour	Red
Accuracy	+/-3 mm @ 10m
Self-Levelling Range	+/-4°
Max. Working Range with Detector	15-50m
IP Rating	54
Number of Beams	3 - Horizontal, Vertical, Side
Tripod Connection	5/8"
Rotation Speed	150, 300, 600, 1200rpm
Laser Class	2
Modes	Vertical, Horizontal, Cross Line, Spot Only Up, Down



ALSO AVAILABLE AS:

**DW089KD - INCLUDES DETECTOR**



## 18V LI-ION ROTARY LASER LEVEL (RED BEAM)



### DCE079D1R

Beam Colour	Red
Accuracy	+/-1.5 mm @ 30m
Self-Levelling Range	+/-5°
Max. Working Range with Detector	60-600m
Sloping Range	+/-10°
IP Rating	67
Tripod Connection	5/8"
Rotation Speed	150, 300, 600, 1200rpm
Laser Class	2
Modes	Vertical, Horizontal, Cross Line, Spot Only Up



ALSO AVAILABLE AS:

**DCE079NR**



## 18V LI-ION ROTARY LASER LEVEL (RED BEAM)



### DCE074D1R

Beam Colour	Red
Accuracy	+/-3 mm @ 30m
Self-Levelling Range	+/-5°
Max. Working Range with Detector	450m
Sloping Range	+/-10°
IP Rating	54



## 18V LI-ION ROTARY LASER LEVEL (GREEN BEAM)

18V XR

### DCE079D1G

Beam Colour	Green
Accuracy	+/-1.5 mm @ 30m
Self-levelling Range	+/-5°
Max. Working Range with Detector	80-600m
Sloping Range	+/-10°
IP Rating	67



ALSO AVAILABLE AS:

### DCE079NG



## OPTICAL LEVEL

### DW096PK

Horizontal Circle Type	Continuous Drive
Accuracy	2 mm
Max. Working Range	100m
Magnification	26x
Stadia Ratio	1:100
Kit Contains	Auto Level, Tripod, Grade Rod, String Plumb Bob, Carry Case





## RED LINE LASER DETECTOR

**DE0892**

Compatibility	DW088, DW089
Max. Working Range	50m
Power Source	1 x 9V



## GREEN LINE LASER DETECTOR

**DE0892G**

Compatibility	DW088CG, DCE088D1G, DCE089D1G, DCE0825D1G
Max. Working Range	50m
Power Source	1 x 9V



## WATERPROOF ROTARY LASER DETECTOR

**DE0772**

Compatibility	DCE074D1R
Max. Working Range	Rotary > 300m (Radius)
Power Source	1 x 9V
Adjustable Volume Control	Up to 100dBA



## GLASSES - FOR USE WITH GREEN LASERS

**DE0714G**



## RED TARGET CARD

**DE0730**



## GREEN TARGET CARD

**DE0730G**



## 1.7M MINI TRIPOD

**DE0881**

Adjustable Height	0.6 - 1.7m
Mounting Thread	1/4"
Material	Aluminium



## 1.73M TRIPOD

**DE0736**

Adjustable Height	1.07 - 1.73m
Mounting Threads	11 x 5/8"
Material	Aluminium



## 3M TRIPOD

**DE0735**

Telescopic Head	Yes
Adjustable Height	1.15 - 3m
Material	Aluminium
Mounting Thread	11 x 5/8"



## 2.4M GRADE ROD

**DE0737**

Adjustable Height	2.4m
Spirit Level Bubble Vial	Yes
Sliding Detector Mount	Yes



## 2.4M GRADE ROD

**DE0734**

Adjustable Height	2.4m
Spirit Level Bubble Vial	Yes
Sliding Detector Mount	Yes



## 3.4M LASER POLE

**DE0882**

Adjustable Height	3.4m
Mounting Thread	1/4"





# LASER DISTANCE MEASURERS

## 30M LASER DISTANCE MEASURER

### DW033

Accuracy	+/-3 mm @ 10m
Working Range	0.15-30m
Laser Class	2
Power Source	2 x AAA
Calculations	Distance (with continuous measurement)
Dimensions (H x L x W)	116 x 45 x 12 mm
Weight (with batteries)	0.12 kg



## 30M BLUETOOTH LASER DISTANCE MEASURER

### DW099S



Accuracy	+/-2 mm @ 10m
IP Rating	54
Working Range	0.1-30m
Laser Class	2
Power Source	2 x AAA
Calculations	Distance, Area, Volume
Tool Connect Compatible	Yes
Dimensions (H x D x W)	120 x 48.5 x 26 mm
Weight (with batteries)	0.1 kg





## 50M BLUETOOTH LASER DISTANCE MEASURER



### DW03050

Accuracy	+/-1.5 mm @ 10m
IP Rating	65
Working Range	0.1-50m
Laser Class	2
Power Source	2 x AAA
Calculations	Distance, Area, Volume, Pythagoras
Tool Connect Compatible	Yes
Weight (with batteries)	0.15 kg



## 100M BLUETOOTH LASER DISTANCE MEASURER



### DW03101

Accuracy	+/-1.5 mm @ 10m
IP Rating	65
Laser Class	2
Power Source	2 x AAA
Calculations	Distance, Area, Volume, Pythagoras, Timer Function, Inclinometer, Partial Height
Tool Connect Compatible	Yes
Weight (with batteries)	0.13 kg



## 200M BLUETOOTH LASER DISTANCE MEASURER



### DW03201

Accuracy	+/-1.5 mm @ 10m
IP Rating	65
Working Range	0.1-200m
Laser Class	2
Power Source	2 x AAA
Calculations	Distance, Area, Volume, Pythagoras, Timer Function, Inclinometer, Partial Height
Tool Connect Compatible	Yes
Dimensions (H x D x W)	149 x 61 x 31 mm
Weight (with batteries)	0.2 kg









# **BATTERIES & CHARGERS**





# XR<sup>®</sup>

## BUILDING THE ULTIMATE CORDLESS JOBSITE

### LEADING THE WAY IN CORDLESS POWER...

A great cordless tool is only as good as its last job, that's why DEWALT® XR batteries and chargers are built to the same rugged standards as the tools that they power.

Choose from a wide range of XR or FLEXVOLT batteries and chargers as well as the TOOL CONNECT system with Bluetooth™ technology - only DEWALT® can give you the widest range of tools with the high performance.

The XR Lithium-ion battery system provides extreme runtime and reduced maintenance, keeping the job on track. The range includes many tools with XR brushless motors, maximising power delivery with reduced maintenance.



Bluetooth

XR FLEX  
VOLT

### MORE DRILLING, SCREWING, CUTTING,





### BATTERY & CHARGER COMPATIBILITY / CHARGING TIME (MINS)

MODEL	12V XR	18V XR						18V / 54V XR FLEXVOLT		
	DCB127	DCB181	DCB183	DCB183B	DCB189	DCB184	DCB184B	DCB546	DCB547	DCB548
<b>DCB119</b> 	✓ 60	✓ 45	✓ 60	✓ 60	✓ 120	✓ 150	✓ 150	-	-	-
<b>DCB115</b> 	✓ 30	✓ 22	✓ 30	✓ 30	✓ 60	✓ 75	✓ 75	✓ 90	✓ 135*	✓ 180
<b>DCB132</b> 	✓ 30	✓ 22	✓ 30	✓ 30	✓ 60	✓ 75	✓ 75	✓ 90	✓ 135*	✓ 180
<b>DCB118</b> 	-	✓ 22	✓ 30	✓ 30	✓ 60	✓ 75/50**	✓ 75/50**	✓ 60	✓ 75*	✓ 120
<b>DCB104</b> 	✓ 30	✓ 22	✓ 30	✓ 30	✓ 60	✓ 75/50**	✓ 75/50**	✓ 60	✓ 75*	✓ 120

\*Date code 201811475B or later / \*\*Date code 201536 or later

# GRINDING, LEVELING, PUMPING, BREAKING, SANDING AND NAILING

## 12V 2AH LI-ION BATTERY

**DCB127**



**2.0 AH**

**12V XR**

Voltage	12V
Battery Chemistry	Li-ion
Battery Capacity	2.0Ah
Tool Compatibility	All 10.8V* Li-Ion DEWALT tools (*12V max. equivalent)
Tool Connect	No
Weight	0.2 kg
Length x Height	85 x 35 mm

## 18V 1.5AH LI-ION BATTERY

**DCB181**



**1.5 AH**

**18V XR**

Voltage	18V
Battery Chemistry	Li-ion
Battery Capacity	1.5Ah
Tool Compatibility	All 18V Li-Ion DEWALT tools
Tool Connect	No
Weight	0.35 kg
Length x Height	110 x 45 mm

## 18V 2.0AH LI-ION BATTERY

**DCB183**



**2.0 AH**

**18V XR**

Voltage	18V
Battery Chemistry	Li-ion
Battery Capacity	2.0Ah
Tool Compatibility	All 18V Li-Ion DEWALT tools
Tool Connect	No
Weight	0.40 kg
Length x Height	110 x 45 mm

## 18V 2.0AH LI-ION BLUETOOTH BATTERY

**DCB183B**



**2.0 AH**

Bluetooth **TOOL CONNECT**

**18V XR**

Voltage	18V
Battery Chemistry	Li-ion
Battery Capacity	2.0Ah
Tool Compatibility	All 18V Li-Ion DEWALT tools
Tool Connect	Yes
Weight	0.45 kg
Length x Height	110 x 48 mm

## 18V 4.0AH LI-ION BATTERY

**DCB189**

**COMING SOON**



**4.0 AH**

**18V XR**

Voltage	18V
Battery Chemistry	Li-ion
Battery Capacity	4.0Ah
Tool Compatibility	All 18V Li-Ion DEWALT tools
Tool Connect	No
Weight	0.6 kg
Length x Height	118 x 50 mm

## 18V 5.0AH LI-ION BATTERY

**DCB184**



**5.0 AH**

**18V XR**

Voltage	18V
Battery Chemistry	Li-ion
Battery Capacity	5.0Ah
Tool Compatibility	All 18V Li-Ion DEWALT tools
Tool Connect	No
Weight	0.62 kg
Length x Height	110 x 65 mm



**18V 5.0AH LI-ION BLUETOOTH BATTERY**

**DCB184B**



Voltage	18V
Battery Chemistry	Li-ion
Battery Capacity	5.0Ah
Tool Compatibility	All 18V Li-ion DEWALT tools
Tool Connect	Yes
Weight	0.67 kg
Length x Height	110 x 69 mm

**54V 6.0AH LI-ION FLEXVOLT BATTERY**

**DCB546**



Voltage	18V / 54V
Battery Chemistry	Li-ion
Battery Capacity	6.0Ah / 2.0Ah
Tool Compatibility	All 18V and 54V Li-ion DEWALT tools
Tool Connect	No
Weight	1.05 kg
Length x Height	125 x 90 mm

**54V 9.0AH LI-ION FLEXVOLT BATTERY**

**DCB547**



Voltage	18V / 54V
Battery Chemistry	Li-ion
Battery Capacity	9.0Ah / 3.0Ah
Tool Compatibility	All 18V and 54V Li-ion DEWALT tools
Tool Connect	No
Weight	1.25 kg
Length x Height	135 x 95 mm

**54V 12.0AH LI-ION FLEXVOLT BATTERY**

**DCB548**



Voltage	18V / 54V
Battery Chemistry	Li-ion
Battery Capacity	12.0Ah / 4.0Ah
Tool Compatibility	All 18V and 54V Li-ion DEWALT tools
Tool Connect	No
Weight	1.25 kg
Length x Height	135 x 95 mm



## MULTI VOLTAGE CAR CHARGER

**DCB119**



Voltage	10.8V - 18V
Battery Chemistry	Li-ion
Charging Current	2.5A
Charging Time	60 mins (18V 2.0Ah)
Weight	0.49 kg
Length x Height	180 x 90 mm

## MULTI VOLTAGE CHARGER

**DCB115**



Voltage	10.8V - 18V
Battery Chemistry	Li-ion
Charging Current	4A
Charging Time	30 mins (18V 2.0Ah)
Weight	0.50 kg
Length x Height	150 x 80 mm

## MULTI VOLTAGE DUAL PORT CHARGER

**DCB132**



Voltage	10.8V - 18V (included Flexvolt)
Battery Chemistry	Li-ion
Charging Current	2x 4A
Charging Time	90 mins (2x 18V 6.0Ah)
Weight	1.2 kg
Length x Height	320 x 80 mm

## MULTI VOLTAGE FAST CHARGER

**DCB118**



Voltage	18V (included Flexvolt)
Battery Chemistry	Li-ion
Charging Current	8A
Charging Time	60 mins (18V 6.0Ah)
Weight	0.65 kg
Length x Height	150 x 80 mm

## MULTI VOLTAGE 4 PORT FAST CHARGER

**DCB104**

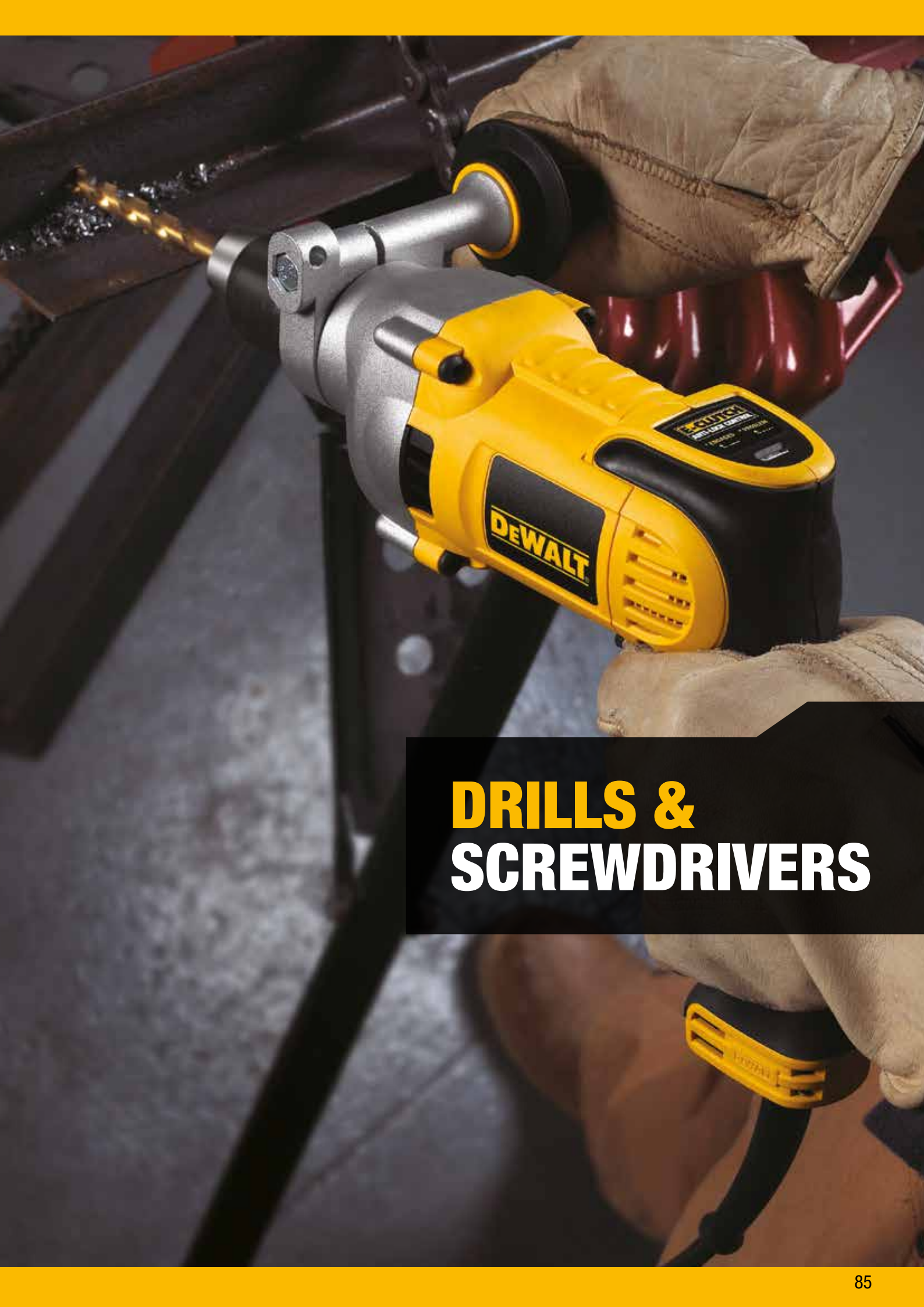


**COMING SOON**

Voltage	10.8V - 18V (Flexvolt included)
Battery Chemistry	Li-ion
Charging Current	4x 8A
Charging Time	60 mins (4x 18V 6.0Ah)
Weight	2.8 kg
Length x Height	525 x 80 mm







# **DRILLS & SCREWDRIVERS**

## 350W 10MM RIGHT ANGLE ROTARY DRILL

### D21160

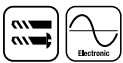
Power Input	350W
Chuck Capacity	10 mm
No Load Speed	0-1200 rpm
Max. Torque	9.2 Nm
Max. Drilling Capacity [Wood]	20 mm
Max. Drilling Capacity [Metal]	10 mm
Spindle Thread	3/8" x 24 U.N.F
Weight	1.7 kg
Length x Height	262 x 50 mm



## 380W 6.5MM ROTARY DRILL

### DWD010

Power Input	380W
Chuck Capacity	6.5 mm
No Load Speed	0-3600 rpm
Max. Torque	3.9 Nm
Max. Drilling Capacity [Wood]	15 mm
Max. Drilling Capacity [Metal]	6.5 mm
Spindle Thread	3/8" x 24 U.N.F
Weight	1.25 kg
Length x Height	215 x 170 mm



## 550W 10MM ROTARY DRILL

### DWD014S

Power Input	550W
Chuck Capacity	10 mm
No Load Speed	0-2800 rpm
Max. Torque	7.9 Nm
Max. Drilling Capacity [Wood]	25 mm
Max. Drilling Capacity [Metal]	10 mm
Spindle Thread	1/2" x 20 U.N.F
Weight	1.34 kg
Length x Height	225 x 170 mm





## 675W 10MM HIGH SPEED ROTARY DRILL

### DW217

Power Input	675W
Chuck Capacity	10 mm
No Load Speed	0-4000 rpm
Max. Torque	8.2 Nm
Max. Drilling Capacity [Wood]	20 mm
Max. Drilling Capacity [Metal]	8 mm
Spindle Thread	3/8" x 24 U.N.F
Weight	1.2 kg
Length x Height	247 x 177 mm



## 701W 10MM ROTARY DRILL

### DWD112

Power Input	701W
Chuck Capacity	10 mm
No Load Speed	0-2500 rpm
Max. Torque	10.9 Nm
Max. Drilling Capacity [Wood]	25 mm
Max. Drilling Capacity [Metal]	10 mm
Spindle Thread	1/2" x 20 U.N.F
Weight	1.8 kg
Length x Height	230 x 190 mm



ALSO AVAILABLE AS:

DWD112S



## 701W 10MM MID-HANDLE ROTARY DRILL

### DWD115KS

Power Input	701W
Chuck Capacity	10 mm
No Load Speed	0-2500 rpm
Max. Torque	10.9 Nm
Max. Drilling Capacity [Wood]	25 mm
Max. Drilling Capacity [Metal]	10 mm
Max. Drilling Capacity [Concrete]	13 mm
Spindle Thread	1/2" x 20 U.N.F
Weight	1.9 kg
Length x Height	230 x 190 mm



## 701W 10MM ROTARY DRILL

### DW221

Power Input	701W
Chuck Capacity	10 mm
No Load Speed	0-2500 rpm
Max. Torque	13.8 Nm
Max. Drilling Capacity [Wood]	25 mm
Max. Drilling Capacity [Metal]	10 mm
Max. Drilling Capacity [Concrete]	13 mm
Spindle Thread	1/2" x 20 U.N.F
Weight	1.3 kg
Length x Height	275 x 190 mm



## 701W 13MM ROTARY DRILL FOR STAINLESS STEEL

### DW236I

Power Input	701W
Chuck Capacity	13 mm
No Load Speed	0-850 rpm
Max. Torque	35.8 Nm
Max. Drilling Capacity [Wood]	30 mm
Max. Drilling Capacity [Metal]	13 mm
Spindle Thread	1/2" x 20 U.N.F
Weight	1.6 kg
Length x Height	295 x 198 mm



## 701W 13MM ROTARY DRILL

### DW246

Power Input	701W
Chuck Capacity	13 mm
No Load Speed	0-600 rpm
Max. Torque	57.3 Nm
Max. Drilling Capacity [Wood]	35 mm
Max. Drilling Capacity [Metal]	13 mm
Spindle Thread	1/2" x 20 U.N.F
Weight	1.6 kg
Length x Height	310 x 195 mm





## 770W 13MM ROTARY DRILL

**D21441**

Power Input	770W
Chuck Capacity	13 mm
No Load Speed	0-1100/0-2700 rpm
Max. Torque	40/20 Nm
Max. Drilling Capacity [Wood]	35 mm
Max. Drilling Capacity [Metal]	13 mm
Spindle Thread	1/2" x 20 U.N.F
Weight	2.2 kg
Length x Height	352 x 199 mm

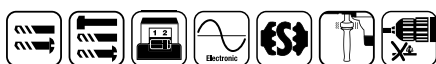


## 800W 13MM LOW SPEED ELECTRONIC ROTARY DRILL

**DWD221**

**PERFORM PROTECT**

Power Input	800W
Chuck Capacity	13 mm
No Load Speed	0-650 rpm
Max. Torque	40 Nm
Max. Drilling Capacity [Wood]	38 mm
Max. Drilling Capacity [Metal]	13 mm
Spindle Thread	1/2" x 20 U.N.F
Weight	2.3 kg
Length x Height	310 x 215 mm



## 750W 13MM KEYED PERCUSSION DRILL

### DWD024

Power Input	750W
Chuck Capacity	13 mm
No Load Speed	0-2800 rpm
Max. Torque	8.6 Nm
Blows Per Minute	47600 bpm
Max. Drilling Capacity [Wood]	25 mm
Max. Drilling Capacity [Metal]	13 mm
Max. Drilling Capacity [Concrete]	16 mm
Weight	1.82 kg
Length x Height	255 x 180 mm



ALSO AVAILABLE AS:

DWD024K



## 750W 13MM KEYLESS PERCUSSION DRILL

### DWD024S

Power Input	750W
Chuck Capacity	13 mm
No Load Speed	0-2800 rpm
Max. Torque	8.6 Nm
Blows Per Minute	47600 bpm
Max. Drilling Capacity [Wood]	25 mm
Max. Drilling Capacity [Metal]	13 mm
Max. Drilling Capacity [Concrete]	16 mm
Weight	1.82 kg
Length x Height	255 x 180 mm



ALSO AVAILABLE AS:

DWD024K



## 850W 13MM KEYLESS PERCUSSION DRILL

### D21805KS

Power Input	850 W
Chuck Capacity	13 mm
No Load Speed	0-2700 rpm
Max. Torque	8.6 Nm
Blows Per Minute	45900 bpm
Max. Drilling Capacity [Wood]	35 mm
Max. Drilling Capacity [Metal]	13 mm
Max. Drilling Capacity [Concrete]	20 mm
Weight	2.3 kg
Length x Height	255 x 180 mm



ALSO AVAILABLE AS:

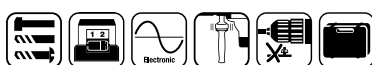
DWD024K



## 950W 13MM 2 SPEED PERCUSSION DRILL

### DWD522KS

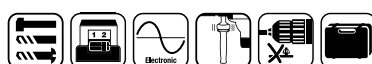
Power Input	950W
Chuck Capacity	13 mm
Speed Settings	2 speed
No Load Speed	0-1250/0-3500 rpm
Max. Torque	40/20 Nm
Blows Per Minute	0-56000 bpm
Max. Drilling Capacity [Wood]	40 mm
Max. Drilling Capacity [Metal]	13 mm
Max. Drilling Capacity [Concrete]	20 mm
Weight	2.8 kg
Length x Height	370 x 210 mm



## 1100W 13MM 2 SPEED PISTOL PERCUSSION DRILL

### DWD524KS

Power Input	1100W
Chuck Capacity	13 mm
Speed Settings	2 speed
No Load Speed	0-1250/0-3500 rpm
Max. Torque	40/20 Nm
Blows Per Minute	0-56000 bpm
Max. Drilling Capacity [Wood]	40 mm
Max. Drilling Capacity [Metal]	13 mm
Max. Drilling Capacity [Concrete]	22 mm
Weight	2.8 kg
Length x Height	370 x 210 mm



## 1300W 13MM 2 SPEED PISTOL PERCUSSION DRILL

### DWD530KS



Power Input	1300W
Chuck Capacity	13 mm
Speed Settings	2 speed
No Load Speed	0-1250/0-3500 rpm
Max. Torque	40/20 Nm
Blows Per Minute	0-56000 bpm
Max. Drilling Capacity [Wood]	40 mm
Max. Drilling Capacity [Metal]	13 mm
Max. Drilling Capacity [Concrete]	22 mm
Weight	2.8 kg
Length x Height	370 x 215 mm





## 540W 4.8MM DRYWALL SCREWDRIVER

### DW274KN

Power Input	540W
Max. Torque	10 Nm
No Load Speed	0-4000 rpm
Max. Screw Diameter	4.8 mm
Bit Holder	6.35 mm (Hex)
Weight	1.3 kg
Length x Height	306 x 186 mm



## 540W 4.8MM DRYWALL SCREWDRIVER

### DW275KN

Power Input	540W
Max. Torque	10 Nm
No Load Speed	0-4000 rpm
Max. Screw Diameter	4.8 mm
Bit Holder	6.35 mm (Hex)
Weight	1.3 kg
Length x Height	306 x 186 mm



## 540W 6.3MM SCREWDRIVER

### DW263K

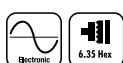
Power Input	540W
Max. Torque	14.5 Nm
No Load Speed	0-2500 rpm
Max. Screw Diameter	6.3 mm
Bit Holder	6.35 mm (Hex)
Weight	1.3 kg
Length x Height	301 x 186 mm



## 540W 6.3MM SCREWDRIVER

### DW266

Power Input	540W
Max. Torque	14.5 Nm
No Load Speed	0-2500 rpm
Max. Screw Diameter	6.3 mm
Bit Holder	6.35 mm (Hex)
Weight	1.3 kg
Length x Height	301 x 187 mm



## 540W 6.3MM VERSACLUTCH SCREWDRIVER

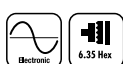
### DW268

Power Input	540W
Max. Torque	4-26 Nm
No Load Speed	0-2500 rpm
Max. Screw Diameter	6.3 mm
Bit Holder	6.35 mm (Hex)
Weight	1.3 kg
Length x Height	301 x 187 mm



ALSO AVAILABLE AS:

DW268K



## 540W 6.3MM VERSACLUTCH SCREWDRIVER

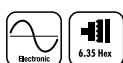
### DW269

Power Input	540W
Max. Torque	4-26 Nm
No Load Speed	0-1000 rpm
Max. Screw Diameter	6.3 mm
Bit Holder	6.35 mm (Hex)
Weight	1.3 kg
Length x Height	301 x 187 mm



ALSO AVAILABLE AS:

DW269K



## 710W MIXER WITH M14 FITMENT

### D21510

Power Input	710W
Spindle Thread	5/8" x 16 U.N.F.
No Load Speed	0-550 rpm
Max. Torque	50 Nm
Weight	3.0 kg
Length x Height	420 x 215 mm



## 710W 13MM MIXER AND ROTARY DRILL

### D21520

Power Input	710W
Max. Paddle Size	160 mm
Chuck Capacity/Type	2.0-13 mm
Spindle Thread	5/8" x 16 U.N.F.
No Load Speed	0-550 rpm
Max. Torque	50 Nm
Weight	3.4 kg
Length x Height	400 x 215 mm



## 710W 1/2" IMPACT WRENCH

### DW292

Power Input	710W
Max. Torque	440 Nm
No Load Speed	2200 rpm
Impacts Per Minute	2700 ipm
Weight	3.2 kg
Length x Height	292 x 216 mm





## 710W 3/4" IMPACT WRENCH

### DW294

Power Input	710W
Max. Torque	440 Nm
No Load Speed	2200 rpm
Impacts Per Minute	2700 ipm
Weight	3.2 kg
Length x Height	292 x 216 mm



## 1200W 2 SPEED MAGNETIC DRILL PRESS

### DWE1622K

Power Input	1200W
Speed Settings	2 speed
No Load Speed	300/450 rpm
Cutter Holder	19 mm Weldon shank (3/4")
Max. Cutting Depth with Cutters	50 mm
Max. Cutting Diameter with Cutters	50 mm
Drill Point Pressure	317 kg
Clamping Force	3800 N
Stroke Length	147 mm
Weight	14.55 kg
Magnetic Base Dimensions	180 x 84 mm







# HAMMERS & CORING MACHINES





## 22MM 2 MODE SDS-PLUS® HAMMER

### D25032K

Power Input	710W
Max. Impact Energy	2.1 J
Impact Energy (EPTA 05/2009)	2.0 J
No Load Speed	0-1550 rpm
Blows Per Minute	0-5680 bpm
Optimum Drilling Capacity [Concrete]	4-12 mm
Max. Drilling Capacity [Concrete]	22 mm
Max. Drilling Capacity [Core bit/Wood/Metal]	50/30/13 mm
Operation Mode	Rotation/Hammering with rotation
Weight	2.5 kg
Length x Height	330 x 210 mm
Vibration Level	13.6 m/s <sup>2</sup>



## 22MM 3 MODE SDS-PLUS® HAMMER

### D25033K

Power Input	710W
Max. Impact Energy	2.1 J
Impact Energy (EPTA 05/2009)	2.0 J
No Load Speed	0-1550 rpm
Blows Per Minute	0-5680 bpm
Optimum Drilling Capacity [Concrete]	4-12 mm
Max. Drilling Capacity [Concrete]	22 mm
Max. Drilling Capacity [Core bit/Wood/Metal]	50/30/13 mm
Operation Mode	Hammering/Rotation/ Hammering with rotation
Weight	2.5 kg
Length x Height	330 x 210 mm
Vibration Level	13.6 m/s <sup>2</sup>



## 26MM 3 MODE SDS-PLUS® HAMMER

### D25133K

Power Input	800W
Max. Impact Energy	2.8 J
Impact Energy (EPTA 05/2009)	2.6 J
No Load Speed	0-1500 rpm
Blows Per Minute	0-5500 bpm
Optimum Drilling Capacity [Concrete]	4-14 mm
Max. Drilling Capacity [Concrete]	26 mm
Max. Drilling Capacity [Core bit/Wood/Metal]	50/30/13 mm
Operation Mode	Hammering/Rotation/ Hammering with rotation
Weight	2.6 kg
Length x Height	335 x 210 mm
Vibration Level	15.4 m/s <sup>2</sup>



**26MM 3 MODE SDS-PLUS® HAMMER - WITH QUICK CHANGE CHUCK****D25134K**

Power Input	800W
Max. Impact Energy	3.0 J
Impact Energy (EPTA 05/2009)	2.8 J
No Load Speed	0-1500 rpm
Blows Per Minute	0-5540 bpm
Optimum Drilling Capacity [Concrete]	4-16 mm
Max. Drilling Capacity [Concrete]	26 mm
Max. Drilling Capacity [Core bit/Wood/Metal]	65/30/13 mm
Operation Mode	Hammering/Rotation/ Hammering with rotation
Weight	3.0 kg
Length x Height	355 x 210 mm
Vibration Level	15.7 m/s <sup>2</sup>

**28MM 3 MODE SDS-PLUS® HAMMER****D25143K**

Power Input	900W
Max. Impact Energy	3.2 J
Impact Energy (EPTA 05/2009)	3.0 J
No Load Speed	0-1450 rpm
Blows Per Minute	0-5350 bpm
Optimum Drilling Capacity [Concrete]	4-18 mm
Max. Drilling Capacity [Concrete]	28 mm
Max. Drilling Capacity [Core bit/Wood/Metal]	65/30/13 mm
Operation Mode	Hammering/Rotation/ Hammering with rotation
Weight	3.0 kg
Length x Height	340 x 210 mm
Vibration Level	14.9 m/s <sup>2</sup>

**28MM 3 MODE SDS-PLUS® HAMMER - WITH QUICK CHANGE CHUCK****D25144K**

Power Input	900W
Max. Impact Energy	3.2 J
Impact Energy (EPTA 05/2009)	3.0 J
No Load Speed	0-1450 rpm
Blows Per Minute	0-5450 bpm
Optimum Drilling Capacity [Concrete]	4-18 mm
Max. Drilling Capacity [Concrete]	28 mm
Max. Drilling Capacity [Core bit/Wood/Metal]	65/30/13 mm
Operation Mode	Hammering/Rotation/ Hammering with rotation
Weight	3.1 kg
Length x Height	360 x 210 mm
Vibration Level	14.9 m/s <sup>2</sup>



## 30MM 3 MODE SDS-PLUS® HAMMER



### D25333K



Power Input	950W
Max. Impact Energy	4.2 J
Impact Energy (EPTA 05/2009)	3.5 J
No Load Speed	0-1150 rpm
Blows Per Minute	0-5200 bpm
Optimum Drilling Capacity [Concrete]	6-20 mm
Max. Drilling Capacity [Concrete]	30 mm
Max. Drilling Capacity [Core bit/Wood/Metal]	65/30/13 mm
Operation Mode	Hammering/Rotation/ Hammering with rotation
Weight	3.7 kg
Length x Height	355 x 250 mm
Vibration Level	6.9 m/s <sup>2</sup>



## 30MM 3 MODE SDS-PLUS® HAMMER - WITH QUICK CHANGE CHUCK



### D25334K



Power Input	950W
Max. Impact Energy	4.2 J
Impact Energy (EPTA 05/2009)	3.5 J
No Load Speed	0-1150 rpm
Blows Per Minute	0-5200 bpm
Optimum Drilling Capacity [Concrete]	6-20 mm
Max. Drilling Capacity [Concrete]	30 mm
Max. Drilling Capacity [Core bit/Wood/Metal]	65/30/13 mm
Operation Mode	Hammering/Rotation/ Hammering with rotation
Weight	3.9 kg
Length x Height	375 x 250 mm
Vibration Level	6.9 m/s <sup>2</sup>



## 30MM 3 MODE SDS-PLUS® HAMMER - WITH DUST EXTRACTOR SYSTEM



### D25335K



Power Input	950W
Max. Impact Energy	4.2 J
Impact Energy (EPTA 05/2009)	3.5 J
No Load Speed	0-1150 rpm
Blows Per Minute	0-5200 bpm
Optimum Drilling Capacity [Concrete]	6-20 mm
Max. Drilling Capacity [Concrete]	30 mm
Max. Drilling Capacity [Core bit/Wood/Metal]	65/30/13 mm
Operation Mode	Hammering/Rotation/ Hammering with rotation
Weight	5.3 kg
Length x Height	355 x 250 mm
Vibration Level	6.9 m/s <sup>2</sup>





## 32MM 3 MODE SDS-PLUS® HAMMER



**D25413K**

Power Input	1000W
Max. Impact Energy	4.9 J
Impact Energy (EPTA 05/2009)	4.2 J
No Load Speed	0-820 rpm
Blows Per Minute	0-4700 bpm
Optimum Drilling Capacity [Concrete]	6-22 mm
Max. Drilling Capacity [Concrete]	32 mm
Max. Drilling Capacity [Core bit/Wood/Metal]	100/32/13 mm
Operation Mode	Hammering/Rotation/ Hammering with rotation
Weight	4.2 kg
Length x Height	370 x 250 mm
Vibration Level	8.2 m/s <sup>2</sup>



## 32MM 3 MODE SDS-PLUS® HAMMER - WITH ANTI ROTATION SYSTEM



**D25417K**

Power Input	1000W
Max. Impact Energy	4.9 J
Impact Energy (EPTA 05/2009)	4.2 J
No Load Speed	0-820 rpm
Blows Per Minute	0-4700 bpm
Optimum Drilling Capacity [Concrete]	6-22 mm
Max. Drilling Capacity [Concrete]	32 mm
Max. Drilling Capacity [Core bit/Wood/Metal]	100/32/13 mm
Operation Mode	Hammering/Rotation/ Hammering with rotation
Weight	4.3 kg
Length x Height	370 x 250 mm
Vibration Level	8.2 m/s <sup>2</sup>



## 40MM SDS-MAX® COMBINATION HAMMER



### D25481K

Power Input	1050W
Max. Impact Energy	7.3 J
Impact Energy (EPTA 05/2009)	6.1 J
No Load Speed	540 rpm
Blows Per Minute	3150 bpm
Optimum Drilling Capacity [Concrete]	16-30 mm
Max. Drilling Capacity [Concrete]	40 mm
Max. Drilling Capacity [Core bit]	100 mm
Operation Mode	Hammering/Rotation/ Hammering with rotation
Weight	5.9 kg
Length x Height	453 x 263 mm
Vibration Level	9.4 m/s <sup>2</sup>



## 45MM SDS-MAX® COMBINATION HAMMER



### D25601K

Power Input	1250W
Max. Impact Energy	12 J
Impact Energy (EPTA 05/2009)	8.0 J
No Load Speed	210-415 rpm
Blows Per Minute	1430-2840 bpm
Optimum Drilling Capacity [Concrete]	16-35 mm
Max. Drilling Capacity [Concrete]	45 mm
Max. Drilling Capacity [Core bit]	100 mm
Operation Mode	Hammering/Hammering with rotation
Weight	6.8 kg
Length x Height	477 x 245 mm
Vibration Level	8.8 m/s <sup>2</sup>



## 45MM SDS-MAX® COMBINATION HAMMER - WITH ANTI ROTATION SYSTEM



### D25604K

Power Input	1250W
Max. Impact Energy	12 J
Impact Energy (EPTA 05/2009)	8.0 J
No Load Speed	210-415 rpm
Blows Per Minute	1430-2840 bpm
Optimum Drilling Capacity [Concrete]	16-35 mm
Max. Drilling Capacity [Concrete]	45 mm
Max. Drilling Capacity [Core bit]	100 mm
Operation Mode	Hammering/Hammering with rotation
Weight	6.9 kg
Length x Height	477 x 245 mm
Vibration Level	8.7 m/s <sup>2</sup>



## 48MM SDS-MAX® COMBINATION HAMMER - WITH ANTI ROTATION SYSTEM



**D25733K**

Power Output	1600W
Max. Impact Energy	15.7 J
Impact Energy (EPTA 05/2009)	13.3 J
No Load Speed	177-355 rpm
Blows Per Minute	1350-2707 bpm
Optimum Drilling Capacity [Concrete]	24-42 mm
Max. Drilling Capacity [Concrete]	48 mm
Max. Drilling Capacity [Core bit]	125 mm
Operation Mode	Hammering/Hammering with rotation
Weight	9.2 kg
Length x Height	544 x 292 mm
Vibration Level	9.6 m/s <sup>2</sup>



## 52MM SDS-MAX® COMBINATION HAMMER - WITH ANTI ROTATION SYSTEM



**D25773K**

Power Output	1700W
Max. Impact Energy	22.7 J
Impact Energy (EPTA 05/2009)	19.4 J
No Load Speed	145-290 rpm
Blows Per Minute	1105-2210 bpm
Optimum Drilling Capacity [Concrete]	28-45 mm
Max. Drilling Capacity [Concrete]	52 mm
Max. Drilling Capacity [Core bit]	135 mm
Operation Mode	Hammering/Hammering with rotation
Weight	10.5 kg
Length x Height	591 x 292 mm
Vibration Level	12.4 m/s <sup>2</sup>



**FOR DUST MANAGEMENT SOLUTIONS SEE PAGE 163**






## 4KG SDS-PLUS® CHIPPING HAMMER



### D25430K

Power Output	1000W
Max. Impact Energy	4.9 J
Impact Energy (EPTA 05/2009)	4.2 J
Blows Per Minute	0-4700 bpm
Chisel Positions	18
Weight	4.0 kg
Length x Height	370 mm x 250 mm
Vibration Level	7.1 m/s <sup>2</sup>



## 5KG SDS-MAX® CHIPPING HAMMER



### D25810K

Power Output	1050W
Max. Impact Energy	8.5 J
Impact Energy (EPTA 05/2009)	7.1 J
Blows Per Minute	3150 bpm
Chisel Positions	18
Weight	5.6 kg
Length x Height	462 mm x 263 mm
Vibration Level	8.5 m/s <sup>2</sup>



## 5KG 17MM HEX CHIPPING HAMMER



### D25811K

Power Output	1100W
Max. Impact Energy	8.5 J
Impact Energy (EPTA 05/2009)	7.1 J
Blows Per Minute	3150 bpm
Chisel Positions	18
Weight	5.7 kg
Length x Height	477 mm x 263 mm
Vibration Level	8.5 m/s <sup>2</sup>

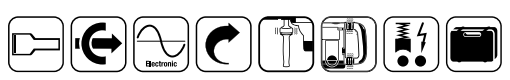


## 6KG SDS-MAX® CHIPPING HAMMER



### D25831K

Power Output	1250W
Max. Impact Energy	12 J
Impact Energy (EPTA 05/2009)	8.0 J
Blows Per Minute	1430-2840 bpm
Chisel Positions	18
Weight	6.1 kg
Length x Height	477 mm x 245 mm
Vibration Level	8.0 m/s <sup>2</sup>



## 8KG SDS-MAX® CHIPPING HAMMER



### D25872K

Power Output	1600W
Max. Impact Energy	15.7 J
Impact Energy (EPTA 05/2009)	13.3 J
Blows Per Minute	1350-2708 bpm
Chisel Positions	12
Weight	8.6 kg
Length x Height	544 mm x 292 mm
Vibration Level	9.7 m/s <sup>2</sup>



## 10KG SDS-MAX® DEMOLITION HAMMER



### D25892K

Power Output	1700W
Max. Impact Energy	22.7 J
Impact Energy (EPTA 05/2009)	19.4 J
Blows Per Minute	1105-2211 bpm
Chisel Positions	12
Weight	10 kg
Length x Height	591 mm x 292 mm
Vibration Level	13.5 m/s <sup>2</sup>



## 10KG SDS-MAX® DEMOLITION HAMMER

### D25899K

Power Output	1500W
Max. Impact Energy	19.5 J
Impact Energy (EPTA 05/2009)	17.9 J
Blows Per Minute	2040 bpm
Chisel Positions	12
Weight	9.5 kg
Length x Height	650 mm x 250 mm
Vibration Level	12.0 m/s <sup>2</sup>



## 10KG SDS-MAX. DEMOLITION HAMMER

### D25902K



Power Input	1550W
Max. Impact Energy	20.7 J
Impact Energy (EPTA 05/2009)	19 J
Blows Per Minute	1020 - 2040 bpm
Chisel Positions	12
Weight	10.9 kg
Length x Height	690 x 250 mm
Vibration Level	8.0 m/s <sup>2</sup>



**FOR DUST MANAGEMENT SOLUTIONS** SEE PAGE 163





## 12KG SDS-MAX® DEMOLITION HAMMER



### D25951K

Power Output	1600W
Max. Impact Energy	30.1 J
Impact Energy (EPTA 05/2009)	24 J
Blows Per Minute	1621 bpm
Chisel Positions	12
Weight	13.6 kg
Length x Height	750 mm x 250 mm
Vibration Level	8.8 m/s <sup>2</sup>



## 16KG 28MM HEX BREAKER



### D25960K

Power Output	1600W
Max. Impact Energy	38 J
Impact Energy (EPTA 05/2009)	35 J
Blows Per Minute	1450 bpm
Chisel Positions	12
Weight	18.4 kg
Length x Height	795 mm x 260 mm
Vibration Level	6.8 m/s <sup>2</sup>



## 16KG 30MM HEX BREAKER



### D25961K

Power Output	1600W
Max. Impact Energy	38 J
Impact Energy (EPTA 05/2009)	35 J
Blows Per Minute	1450 bpm
Chisel Positions	12
Weight	16.9 kg
Length x Height	760 mm x 260 mm
Vibration Level	6.8 m/s <sup>2</sup>



## 30KG 28MM HEX BREAKER



### D25981

Power Output	2100W
Max. Impact Energy	72 J
Impact Energy (EPTA 05/2009)	62 J
Blows Per Minute	960 bpm
Chisel Positions	12
Weight	31 kg
Length x Height	780 mm x 620 mm
Vibration Level	4.8 m/s <sup>2</sup>



ALSO AVAILABLE AS:

### D25981K (WITH TROLLEY)



## 1300W 2 SPEED DRY DIAMOND DRILL



### D21570K

Power Input	1300W
Spindle Thread	1/2" X 20 U.N.F
No Load Speed	0-1250 / 0-3500 rpm
Max. Drilling Capacity [Concrete]	22 mm
Max. Drilling Capacity [Masonry]	127 mm
Collar Diameter	43 mm
Weight	3 kg
Length x Height	380 x 215 mm



**1705W 2 SPEED DRY DIAMOND DRILL****D21580K**

Power Input	1705W
Spindle Thread	1/2" Male BSP
No Load Speed	0-1100 / 0-2350 rpm
Max. Drilling Capacity [Masonry]	152 mm
Collar Diameter	53 mm
Weight	5.4 kg
Length x Height	480 x 165 mm



ALSO AVAILABLE:

**DUST EXTRACTION ADAPTOR (D215804).  
SEE PAGE 169.****1910W 3 SPEED WET & DRY DIAMOND DRILL****D21583K**

Power Input	1910W
Spindle Thread	1 1/4" Male UNC & 1/2" Female BSP
No Load Speed	0-1000 / 0-2400 / 0-4600 rpm
Max. Drilling Capacity [Concrete]	152 mm (wet)
Max. Drilling Capacity [Masonry]	202 mm
Collar Diameter	60 mm
Weight	6.4 kg
Length x Height	550 x 165 mm

**2500W 3 SPEED WET DIAMOND DRILL****D21585**

Power Input	2500W
Spindle Thread	1 1/4" Male UNC
No Load Speed	0-500 / 0-1200 / 0-2000 rpm
Max. Drilling Capacity [Concrete]	250 mm (wet)
Max. Drilling Capacity [Masonry]	300 mm
Weight	11.2 kg
Length x Height	570 x 160 mm





## STAND FOR D21580K

### D215821

Column Length	680 mm
Collar Diameter	53 mm
Max. Drilling Diameter with Water Collector	102 mm
Max. Drilling Diameter without Water Collector	152 mm
Weight	7 kg



## STAND FOR D21583K

### D215831

Column Length	995 mm
Collar Diameter	60 mm
Max. Drilling Diameter with Water Collector	152 mm
Max. Drilling Diameter without Water Collector	172 mm
Inclinable	45°
Weight	7 kg



## STAND FOR D21585

### D215851

Column Length	995 mm
Max. Drilling Diameter with Water Collector	250 mm
Max. Drilling Diameter without Water Collector	300 mm
Inclinable	45°
Weight	7kg





# **GRINDERS & METAL WORKING**



**100MM 800W ANGLE GRINDER - TOGGLE SWITCH****DWE4001**

Power Input	800W
Disc Diameter	100 mm
Switch Type	Toggle
No Load Speed	12000 rpm
Spindle Thread	M10
Weight	1.72 kg
Length x Height	270 x 80 mm

**100MM 800W ANGLE GRINDER - PADDLE SWITCH****DWE4002**

Power Input	800W
Disc Diameter	100 mm
Switch Type	Paddle
No Load Speed	12000 rpm
Spindle Thread	M10
Weight	1.72 kg
Length x Height	270 x 80 mm





**115MM 730W ANGLE GRINDER - SLIDE SWITCH****DWE4010**

Power Input	730W
Disc Diameter	115 mm
Switch Type	Slide
No Load Speed	11000 rpm
Spindle Thread	M14
Weight	1.8 kg
Length x Height	270 x 80 mm

**115MM 730W ANGLE GRINDER - TOGGLE SWITCH****DWE4010T**

Power Input	730W
Disc Diameter	115 mm
Switch Type	Toggle
No Load Speed	11000 rpm
Spindle Thread	M14
Weight	1.8 kg
Length x Height	270 x 80 mm

**115MM 730W ANGLE GRINDER - SLIDE SWITCH****DWE4016**

Power Input	730W
Disc Diameter	115 mm
Switch Type	Slide
No Load Speed	10000 rpm
Spindle Thread	M14
Weight	2.0 kg
Length x Height	270 x 80 mm



## 115MM 800W ANGLE GRINDER - SLIDE SWITCH

### DWE4050

Power Input	800W
Disc Diameter	115 mm
Switch Type	Slide
No Load Speed	11800 rpm
Spindle Thread	M14
Weight	1.8 kg
Length x Height	270 x 80 mm



## 115MM 800W ANGLE GRINDER - SLIDE SWITCH

### DWE4056

Power Input	800W
Disc Diameter	115 mm
Switch Type	Slide
No Load Speed	11800 rpm
Spindle Thread	M14
Weight	1.8 kg
Length x Height	270 x 80 mm



## 115MM 900W ANGLE GRINDER - TOGGLE SWITCH

### DWE4110

Power Input	900W
Disc Diameter	115 mm
Switch Type	Slide
No Load Speed	11800 rpm
Spindle Thread	M14
Weight	2.0 kg
Length x Height	270 x 80 mm



**115MM 900W ANGLE GRINDER - PADDLE SWITCH****DWE4120**

Power Input	900W
Disc Diameter	115 mm
Switch Type	Paddle
No Load Speed	11800 rpm
Spindle Thread	M14
Weight	2.05 kg
Length x Height	270 x 80 mm

**115MM 900W ANGLE GRINDER - SLIDE SWITCH****DWE4150**

Power Input	900W
Disc Diameter	115 mm
Switch Type	Slide
No Load Speed	11800 rpm
Spindle Thread	M14
Weight	2.0 kg
Length x Height	270 x 80 mm

**115MM 900W ANGLE GRINDER - SLIDE SWITCH****DWE4156**

Power Input	900W
Disc Diameter	115 mm
Switch Type	Slide
No Load Speed	11800 rpm
Spindle Thread	M14
Weight	2.0 kg
Length x Height	270 x 80 mm





## 115MM 950W ANGLE GRINDER - SLIDE SWITCH

### DWE4114

Power Input	950W
Disc Diameter	115 mm
Switch Type	Slide
No Load Speed	12000 rpm
Spindle Thread	M14
Weight	1.8 kg
Length x Height	270 x 80 mm



## 115MM 950W ANGLE GRINDER - SLIDE SWITCH WITH VARIABLE SPEED

### DWE4118

Power Input	950W
Disc Diameter	115 mm
Switch Type	Slide
No Load Speed	3 000–11 000 rpm
Spindle Thread	M14
Weight	1.8 kg
Length x Height	270 x 80 mm



## 115MM 1010W ANGLE GRINDER - SLIDE SWITCH

### DWE4206

Power Input	1010W
Disc Diameter	115 mm
Switch Type	Slide
No Load Speed	11000 rpm
Spindle Thread	M14
Weight	2.1 kg
Length x Height	285 x 80 mm



**115MM 1200W ANGLE GRINDER - PADDLE SWITCH****DWE4212**

Power Input	1200W
Disc Diameter	115 mm
Switch Type	Paddle
No Load Speed	11000 rpm
Spindle Thread	M14
Weight	2.2 kg
Length x Height	285 x 80 mm

**115MM 1200W ANGLE GRINDER - SLIDE SWITCH WITH VARIABLE SPEED****DWE4246**

Power Input	1200W
Disc Diameter	115 mm
Switch Type	Slide
No Load Speed	2800 - 10000 rpm
Spindle Thread	M14
OverLoad Protection	Yes
Weight	2.3 kg
Length x Height	315 x 80 mm



**FOR DUST MANAGEMENT SOLUTIONS** SEE PAGE 163

## 125MM 730W ANGLE GRINDER - SLIDE SWITCH

### DWE4015

Power Input	730W
Disc Diameter	125 mm
Switch Type	Slide
No Load Speed	11000 rpm
Spindle Thread	M14
Weight	1.8 kg
Length x Height	270 x 80 mm



## 125MM 800W ANGLE GRINDER - SLIDE SWITCH

### DWE4051

Power Input	800W
Disc Diameter	125 mm
Switch Type	Slide
No Load Speed	11800 rpm
Spindle Thread	M14
Weight	1.9 kg
Length x Height	270 x 80 mm



## 125MM 800W ANGLE GRINDER - SLIDE SWITCH

### DWE4057

Power Input	800W
Disc Diameter	125 mm
Switch Type	Slide
No Load Speed	11800 rpm
Spindle Thread	M14
Weight	1.8 kg
Length x Height	270 x 80 mm





**125MM 900W ANGLE GRINDER - SLIDE SWITCH****DWE4151**

Power Input	900W
Disc Diameter	125 mm
Switch Type	Slide
No Load Speed	11800 rpm
Spindle Thread	M14
Weight	2.05 kg
Length x Height	270 x 80 mm

**125MM 900W ANGLE GRINDER - SLIDE SWITCH****DWE4157**

Power Input	900W
Disc Diameter	125 mm
Switch Type	Slide
No Load Speed	11800 rpm
Spindle Thread	M14
Weight	2.05 kg
Length x Height	270 x 80 mm

**125MM 950W ANGLE GRINDER - SLIDE SWITCH****DWE4115**

Power Input	950W
Disc Diameter	125 mm
Switch Type	Slide
No Load Speed	12000 rpm
Spindle Thread	M14
Weight	1.8 kg
Length x Height	270 x 80 mm



## 125MM 950W ANGLE GRINDER - SLIDE SWITCH WITH VARIABLE SPEED

### DWE4119

Power Input	950W
Disc Diameter	125 mm
Switch Type	Slide
No Load Speed	3 000–11 000 rpm
Spindle Thread	M14
Weight	1.8 kg
Length x Height	270 x 80 mm



## 125MM 1010W ANGLE GRINDER - SLIDE SWITCH

### DWE4205

Power Input	1010W
Disc Diameter	125 mm
Switch Type	Slide
No Load Speed	11000 rpm
Spindle Thread	M14
Weight	2.2 kg
Length x Height	285 x 80 mm



## 125MM 1010W ANGLE GRINDER - SLIDE SWITCH

### DWE4207



Power Input	1010W
Disc Diameter	125 mm
Switch Type	Slide
No Load Speed	11000 rpm
Spindle Thread	M14
Weight	2.2 kg
Length x Height	285 x 80 mm



**125MM 1200W ANGLE GRINDER - SLIDE SWITCH****DWE4215**

Power Input	1200W
Disc Diameter	125 mm
Switch Type	Slide
No Load Speed	11000 rpm
Spindle Thread	M14
Weight	2.2 kg
Length x Height	285 x 80 mm

**125MM 1200W ANGLE GRINDER - SLIDE SWITCH****DWE4217**

Power Input	1200W
Disc Diameter	125 mm
Switch Type	Slide
No Load Speed	11000 rpm
Spindle Thread	M14
Weight	2.2 kg
Length x Height	285 x 80 mm

**125MM 1200W ANGLE GRINDER - SLIDE SWITCH****DWE4227**

Power Input	1200W
Disc Diameter	125 mm
Switch Type	Slide
No Load Speed	11000 rpm
Spindle Thread	M14
OverLoad Protection	Yes
Weight	2.2 kg
Length x Height	285 x 80 mm





## 125MM 1400W ANGLE GRINDER - PADDLE SWITCH

### DWE4233

Power Input	1400W
Disc Diameter	125 mm
Switch Type	Paddle
No Load Speed	11500 rpm
Spindle Thread	M14
Weight	2.2 kg
Length x Height	290 x 80 mm



## 125MM 1400W ANGLE GRINDER - SLIDE SWITCH

### DWE4235

Power Input	1400W
Disc Diameter	125 mm
Switch Type	Slide
No Load Speed	11500 rpm
Spindle Thread	M14
Weight	2.1 kg
Length x Height	285 x 80 mm



## 125MM 1400W ANGLE GRINDER - SLIDE SWITCH

### DWE4237

Power Input	1400W
Disc Diameter	125 mm
Switch Type	Slide
No Load Speed	11500 rpm
Spindle Thread	M14
Weight	2.2 kg
Length x Height	285 x 80 mm



**125MM 1500W ANGLE GRINDER - PADDLE SWITCH****DWE4234**

Power Input	1500W
Disc Diameter	125 mm
Switch Type	Paddle
No Load Speed	11000 rpm
Spindle Thread	M14
OverLoad Protection	Yes
Weight	2.5 kg
Length x Height	285 x 80 mm

**125MM 1500W ANGLE GRINDER - SLIDE SWITCH WITH VARIABLE SPEED****DWE4257**

Power Input	1500W
Disc Diameter	125 mm
Switch Type	Slide
No Load Speed	2800 - 10000 rpm
Spindle Thread	M14
OverLoad Protection	Yes
Weight	2.6 kg
Length x Height	315 x 95 mm

**125MM 1500W RAT TAIL ANGLE GRINDER - TRIGGER SWITCH****DWE4277**

Power Input	1500W
Disc Diameter	125 mm
Switch Type	Slide
No Load Speed	10500 rpm
Spindle Thread	M14
Weight	2.6 kg
Length x Height	315 x 90 mm



## 125MM 1700W BRUSHLESS ANGLE GRINDER - PADDLE SWITCH

BRUSHLESS MOTOR

PERFORM PROTECT

### DWE4345

Power Input	1700W
Disc Diameter	125 mm
Switch Type	Paddle
No Load Speed	10500 rpm
Spindle Thread	M14
OverLoad Protection	Yes
Weight	2.39 kg
Length x Height	345 x 95 mm



## 125MM 1700W BRUSHLESS ANGLE GRINDER - SLIDE SWITCH

BRUSHLESS MOTOR

PERFORM PROTECT

### DWE4347

Power Input	1700W
Disc Diameter	125 mm
Switch Type	Slide
No Load Speed	10500 rpm
Spindle Thread	M14
OverLoad Protection	Yes
Weight	2.39 kg
Length x Height	345 x 95 mm



## 125MM 1700W BRUSHLESS ANGLE GRINDER - VARIABLE SPEED

BRUSHLESS MOTOR

PERFORM PROTECT

### DWE4357

Power Input	1700W
Disc Diameter	125 mm
Switch Type	Slide
No Load Speed	2200 - 10500 rpm
Spindle Thread	M14
OverLoad Protection	Yes
Weight	2.41 kg
Length x Height	345 x 95 mm





## 125MM 1700W BRUSHLESS INOX ANGLE GRINDER - VARIABLE SPEED

BRUSHLESS  
MOTOR

PERFORM  
PROTECT

### DWE4369

Power Input	1700W
Disc Diameter	125 mm
Switch Type	Slide
No Load Speed	2200 - 10500 rpm
Spindle Thread	M14
OverLoad Protection	Yes
Weight	2.53 kg
Length x Height	345 x 95 mm



## 125MM 1700W BRUSHLESS RAT TAIL ANGLE GRINDER - VARIABLE SPEED

BRUSHLESS  
MOTOR

PERFORM  
PROTECT

### DWE4377

Power Input	1700W
Disc Diameter	125 mm
Switch Type	Rat tail
No Load Speed	2200 - 10500 rpm
Spindle Thread	M14
OverLoad Protection	Yes
Weight	2.6 kg
Length x Height	475 x 95 mm



## 150MM 1400W ANGLE GRINDER - SLIDE SWITCH

### DWE4238

Power Input	1400W
Disc Diameter	150 mm
Switch Type	Slide
No Load Speed	9000 rpm
Spindle Thread	M14
Weight	2.6 kg
Length x Height	300 x 80 mm



## 180MM 2200W ANGLE GRINDER

### DWE493

Power Input	2200W
Disc Diameter	180 mm
Switch Type	Trigger
No Load Speed	8500 rpm
Spindle Thread	M14
Weight	5.1 kg
Length x Height	484 x 112 mm



## 180MM 2400W ANGLE GRINDER

### DWE4557

Power Input	2400W
Disc Diameter	180 mm
Switch Type	Paddle
No Load Speed	8500 rpm
Spindle Thread	M14
Weight	5.5 kg
Length x Height	520 x 145 mm



## 180MM 2600W ANGLE GRINDER

### DWE497

Power Input	2600W
Disc Diameter	180 mm
Switch Type	Trigger
No Load Speed	8500 rpm
Spindle Thread	M14
Weight	5.4 kg
Length x Height	490 x 145 mm



## 180MM 2600W ANGLE GRINDER



### DWE4597

Power Input	2600W
Disc Diameter	180 mm
Switch Type	Paddle
No Load Speed	8500 rpm
Spindle Thread	M14
OverLoad Protection	Yes
Weight	5.8 kg
Length x Height	520 x 151 mm



## 230MM 2000W ANGLE GRINDER

### DWE490

Power Input	2000W
Disc Diameter	230 mm
Switch Type	Trigger
No Load Speed	6600 rpm
Spindle Thread	M14
Weight	5.2 kg
Length x Height	490 x 151 mm



## 230MM 2200W ANGLE GRINDER

### DWE492

Power Input	2200W
Disc Diameter	230 mm
Switch Type	Trigger
No Load Speed	6600 rpm
Spindle Thread	M14
Weight	5.2 kg
Length x Height	490 x 151 mm





## 230MM 2200W ANGLE GRINDER

### DWE492S

Power Input	2200W
Disc Diameter	230 mm
Switch Type	Trigger
No Load Speed	6600 rpm
Spindle Thread	M14
Weight	5.2 kg
Length x Height	490 x 151 mm



## 230MM 2400W ANGLE GRINDER

### DWE4559

Power Input	2400W
Disc Diameter	230 mm
Switch Type	Paddle
No Load Speed	6500 rpm
Spindle Thread	M14
Weight	5.7 kg
Length x Height	520 x 145 mm



## 230MM 2600W ANGLE GRINDER

### DWE496

Power Input	2600W
Disc Diameter	230 mm
Switch Type	Trigger
No Load Speed	8500 rpm
Spindle Thread	M14
Weight	5.4 kg
Length x Height	490 x 145 mm



**230MM 2600W ANGLE GRINDER****DWE4579**

Power Input	2600W
Disc Diameter	230 mm
Switch Type	Paddle
No Load Speed	6500 rpm
Spindle Thread	M14
OverLoad Protection	Yes
Weight	5.9 kg
Length x Height	520 x 145 mm

**230MM 2600W ANGLE GRINDER****DWE4579R**

Power Input	2600W
Disc Diameter	230 mm
Switch Type	Paddle
No Load Speed	6500 rpm
Spindle Thread	M14
OverLoad Protection	Yes
Weight	5.9 kg
Length x Height	520 x 145 mm

**230MM 2600W ANGLE GRINDER - WITH ANTIVIBRATION SYSTEM****DWE4599**

Power Input	2600W
Disc Diameter	230 mm
Switch Type	Paddle
No Load Speed	6500 rpm
Spindle Thread	M14
OverLoad Protection	Yes
Weight	6.2 kg
Length x Height	520 x 145 mm



## 2300W 355MM CHOP SAW

### D28730

Power Input	2300W
No Load Speed	4000 rpm
Wheel Diameter	185 mm
Max. Cutting Capacity at 90°	
[Square Profile]	120 x 120 mm
[Rectangular Profile]	115 x 130 mm
[L-Shape Profile]	135 x 135 mm
[Rounded Profile]	130 mm
Max. Cutting Capacity at 45°	
[Square Profile]	102 x 102 mm
[Rectangular Profile]	110 x 102 mm
[L-Shape Profile]	110 x 110 mm
[Rounded Profile]	115 mm
Weight	15.5 kg
Length x Height	520 x 435 mm



## 2200W 355MM CHOP SAW

### D28715

Power Input	2200W
No Load Speed	4000 rpm
Wheel Diameter	355 mm
Max. Cutting Capacity at 90°	
[Square Profile]	120 x 120 mm
[Rectangular Profile]	100 x 200 mm
[L-Shape Profile]	140 x 140 mm
[Rounded Profile]	130 mm
Max. Cutting Capacity at 45°	
[Square Profile]	113 x 113 mm
[Rectangular Profile]	100 x 140 mm
[L-Shape Profile]	120 x 120 mm
[Rounded Profile]	130 mm
Weight	18.5 kg
Length x Height	520 x 435 mm



## 2200W 355MM CHOP SAW WITH TCT BLADE

### DW872

Power Input	2200W
No Load Speed	1300 rpm
Wheel Diameter	355 mm
Max. Cutting Capacity at 90°	
[Square Profile]	100 x 100 mm
[Rectangular Profile]	75 x 130 mm
[L-Shape Profile]	92 x 92 mm
[Rounded Profile]	130 mm
Max. Cutting Capacity at 45°	
[Square Profile]	79 x 79 mm
[Rectangular Profile]	79 x 123 mm
[L-Shape Profile]	56 x 56 mm
[Rounded Profile]	79 mm
Weight	22.5 kg
Length x Height	520 x 435 mm





**450W 6MM DIE GRINDER - SLIDE SWITCH****DWE4884**

Power Input	450W
Collet Size	6 mm
Switch Type	Slide
No Load Speed	25000 rpm
Max. Wheel Diameter	38 mm
Spindle Thread	M15
Weight	1.6 kg
Length	356 mm

**450W 6MM DIE GRINDER - PADDLE SWITCH****DWE4887N**

Power Input	450W
Collet Size	6 mm
Switch Type	Paddle
No Load Speed	25000 rpm
Max. Wheel Diameter	38 mm
Spindle Thread	M15
Weight	1.6 kg
Length	356 mm

**1800W 150MM STRAIGHT DIE GRINDER****DW882**

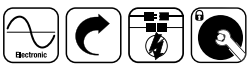
Power Input	1800W
Switch Type	Trigger
No Load Speed	5600 rpm
Wheel Width	25 mm
Max. Wheel Diameter	150 mm
Spindle Thread	M16
Weight	6.7 kg
Length x Height	650 x 155 mm



## 1250W 150-180MM POLISHER - WITH VARIABLE SPEED

### DWP849X

Power Input	1250W
No Load Speed	0-600/0-3500 rpm
Max. Backing Pad Diameter	230 mm
Recommended Pad Diameter	150 - 180 mm
Spindle Thread	M14
Weight	3.0 kg
Length x Height	480 x 135 mm



## 373W 150MM BENCH GRINDER

### DW752R

Power Input	373W
No Load Speed	2950 rpm
Wheel Diameter	150 mm
Wheel Thickness	15-17 mm
Bore Diameter	12.7-12.9 mm
Grinder wheel speed	35 m/s
Weight	13.8 kg
Length x Height	310 x 215 mm







# PORTABLE WOOD WORKING TOOLS



## 550W 1.5MM HAND PLANER

### D26676

Power Input	550W
No Load Speed	17000 rpm
Max. Depth of Cut	1.5 mm
Rebating Depth	10 mm
Planer Width	82 mm
Shoe Length	309 mm
Drum Diameter	54 mm
Weight	2.72 kg
Length x Height	290 X 180 mm



## 600W 2.5MM HAND PLANER

### DW680

Power Input	600W
No Load Speed	15000 rpm
Max. Depth of Cut	2.5 mm
Rebating Depth	12 mm
Planer Width	82 mm
Shoe Length	290 mm
Drum Diameter	54 mm
Weight	3.2 kg
Length x Height	290 x 170 mm



ALSO AVAILABLE AS:

**DW680K**



## 1010W 4MM HAND PLANER

### D26500

Power Input	1010W
No Load Speed	13500 rpm
Max. Depth of Cut	4 mm
Rebating Depth	25 mm
Planer Width	82 mm
Shoe Length	320 mm
Drum Diameter	64 mm
Weight	4.0 kg
Length x Height	320 x 180 mm



ALSO AVAILABLE AS:

**D26500K**



## 1800W PLANER THICKNESSER

### DW733

Power Input	1800W
No Load Speed	10000 rpm
Max. Capacity	64 - 315 mm (Width)
Max. Depth of Cut	3.2 mm
Max. Planing Depth	2 mm
Max. Thicknesser Capacity	152 mm (Height)
Feed Rate	8 m/min
Overload Protection	Yes
Weight	33.6 kg
Length x Height	520 x 445 mm



## 2100W TABLE PLANER THICKNESSER

### D27300

Power Input	2100W
No Load Speed	6200 rpm
Max. Capacity	260 mm
Max. Depth of Cut	4 mm
Max. Planing Depth	3 mm
Max. Thicknesser Capacity	160 mm
Feed Rate	5 m/min
Planer Table Size	1000 x 260 mm
Thicknesser Table Size	500 x 250 mm
No Volt Switch	Yes
Overload Protection	Yes
Weight	53 kg
Length x Height	1050 x 950 mm



## 280W 1/4 SHEET ORBITAL SANDER



### DWE6411

Power Input	280W
Orbits Per Minute	14,000 opm
Orbit Size	1.6 mm
Paper Size	140 x 115 mm
Pad Size	108 x 115 mm
Weight	1.28 kg
Length x Height	160 x 135 mm



## 350W 1/3 SHEET ORBITAL SANDER

### D26422

Power Input	350W
Rotation speed	24000-44000 rpm
Variable Speed	Yes
Orbits Per Minute	12000-22000 opm
Orbit Size	2.5 mm
Paper Size	93 x 230 mm
Pad Size	92 x 190 mm
Weight	2.6 kg
Length x Height	270 x 190 mm



## 350W 1/2 SHEET ORBITAL SANDER

### D26420

Power Input	350W
Rotation speed	24000-44000 rpm
Variable Speed	Yes
Orbits Per Minute	12000-22000 opm
Orbit Size	2.5 mm
Paper Size	113 x 280 mm
Pad Size	112 x 229 mm
Weight	2.8 kg
Length x Height	270 x 190 mm





## 280W 125MM RANDOM ORBIT SANDER

**DWE6423**



Power Input	280W
Variable Speed	Yes
Orbits Per Minute	8,000-12,000 opm
Orbit Size	2.6 mm
Paper Size	ø125 mm
Weight	1.28 kg
Length x Height	170 x 140 mm



## 1010W 75 X 533MM BELT SANDER

**DWP352VS**

Power Input	1010W
Belt Speed	270 -440 m/min
Variable Speed	Yes
Belt Size	75 x 533 mm
Sanding Size	75 x 140 mm
Weight	5.5 kg
Length x Height	280 x 150 mm



## 590W 6MM LAMINATE TRIMMER

**DWE6005**


Power Input	590W
No Load Speed	16000-34000 rpm
Variable Speed	Yes
Collet Size	6 mm (or 1/4")
Plunge Stroke/Movement	22 mm
Max. Cutter Diameter	25 mm
Weight	1.5 kg
Length x Height	110 x 205 mm



## 900W 6-8MM COMPACT ROUTER

### D26200

Power Input	900W
No Load Speed	16000-27000 rpm
Variable Speed	Yes
Collet Size	6-8 mm (or 1/4")
Plunge Stroke/Movement	55 mm
Max. Cutter Diameter	30 mm
Weight	1.9 kg
Length x Height	120 x 200 mm



## 900W 6-8MM PLUNGE ROUTER

### D26203

Power Input	900W
No Load Speed	16000-27000 rpm
Variable Speed	Yes
Collet Size	6-8 mm
Plunge Stroke/Movement	55 mm
Max. Cutter Diameter	30 mm
Weight	2.9 kg
Length x Height	110 x 270 mm



## 900W 6-8MM COMPACT ROUTER WITH PLUNGE SET

### D26204K

Power Input	900W
No Load Speed	16000-27000 rpm
Variable Speed	Yes
Collet Size	6-8 mm (or 1/4")
Plunge Stroke/Movement	55 mm
Max. Cutter Diameter	30 mm
Weight	2.9 kg
Length x Height	110 x 270 mm



## 900W 6-8MM PLUNGE ROUTER

### DW615

Power Input	900W
No Load Speed	8000-24000 rpm
Variable Speed	Yes
Collet Size	6-8 mm (or 1/4")
Plunge Stroke/Movement	55 mm
Max. Cutter Diameter	30 mm
Weight	2.9 kg
Length x Height	110 x 260 mm





## 1100W 8MM PLUNGE ROUTER

### DW621

Power Input	1100W
No Load Speed	8000-24000 rpm
Variable Speed	Yes
Collet Size	8 mm (or 1/4")
Plunge Stroke/Movement	55 mm
Max. Cutter Diameter	36 mm
Weight	3.1 kg
Length x Height	165 x 325 mm



## 1400W 12MM PLUNGE ROUTER

### DW622K

Power Input	1400W
No Load Speed	8000-24000 rpm
Variable Speed	Yes
Collet Size	6-12 mm (or 1/2")
Plunge Stroke/Movement	55 mm
Max. Cutter Diameter	36 mm
Weight	3.1 kg
Length x Height	165 x 325 mm



## 2000W 12MM PLUNGE ROUTER

### DW625E

Power Input	2000W
No Load Speed	8000-20000 rpm
Variable Speed	Yes
Collet Size	6-12 mm (1/2")
Plunge Stroke/Movement	80 mm
Max. Cutter Diameter	50 mm
Weight	5.1 kg
Length x Height	290 x 295 mm



## 600W BISCUIT JOINER

### DW682K

Power Input	600W
No Load Speed	10000 rpm
Max. Cutting Depth	20 mm (pre-set for 0,10,20 mm)
Max. Cutter Diameter	ø100 mm
Joint Groover Setting	4 mm
Fence Adjustment	0-90 °
Weight	3.0 kg
Length x Height	320 x 150 mm



## 300W OSCILLATING MULTI TOOL (WITH ACCESSORIES)

### DWE315KT

Power Input	300W
Oscillations Per Minute	0 - 22,000
Oscillation Angle	1.6°
Switch Type	Trigger / Variable Speed
Tool Free Accessory Fitment	Yes
Lock On Switch	Yes
Weight	1.475 kg
Length x Height	400 x 85 mm



ALSO AVAILABLE AS:

**DW315 (WITHOUT ACCESSORIES)**



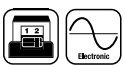


# OTHER TOOLS

## 1800W STANDARD HEATGUN

**D26411**

Power Input	1800W
Operating Temperature [Setting 1]	50 - 400 °C
Operating Temperature [Setting 2]	250 / 450 l/min
Weight	0.80 kg
Length x Height	253 x 210 mm



## 2000W DIGITAL LED HEATGUN

**D26414**

Power Input	2000W
Operating Temperature	50 - 600 °C
Air Flow	650 l/min
Weight	0.85 kg
Length x Height	265 x 210 mm







# **SAWS & STATIONARY MACHINES**



## 1200W 165MM COMPACT CIRCULAR SAW

### DWE550

Power Input	1200W
No Load Speed	5500 rpm
Blade Diameter	165 mm
Blade Bore Diameter	20 mm
Bevel Capacity	48 °
Max. Depth of Cut at 90°	55 mm
Max. Depth of Cut at 45°	35 mm
Weight	3.6 kg
Length x Height	286 x 226 mm



## 1350W 184MM COMPACT CIRCULAR SAW

### DWE560

Power Input	1350W
No Load Speed	5500 rpm
Blade Diameter	184 mm
Blade Bore Diameter	16 mm
Bevel Capacity	48 °
Max. Depth of Cut at 90°	65 mm
Max. Depth of Cut at 45°	42 mm
Weight	3.7 kg
Length x Height	286 x 226 mm





**1600W 190MM CIRCULAR SAW****DWE575K**

Power Input	1600W
No Load Speed	5200 rpm
Blade Diameter	190 mm
Blade Bore Diameter	30 mm
Bevel Capacity	57 °
Max. Depth of Cut at 90°	67 mm
Max. Depth of Cut at 45°	49 mm
Weight	4.0 kg
Length x Height	355 x 245 mm

**1600W 190MM CIRCULAR SAW - RAIL COMPATIBLE****DWE576K**

Power Input	1600W
No Load Speed	5200 rpm
Blade Diameter	190 mm
Blade Bore Diameter	30 mm
Bevel Capacity	57 °
Max. Depth of Cut at 90°	61 mm
Max. Depth of Cut at 90° [with guide rails]	57 mm
Max. Depth of Cut at 45°	49 mm
Max. Depth of Cut at 45° [with guide rails]	44 mm
Weight	4.0 kg
Length x Height	355 x 245 mm

**1750W 235MM CIRCULAR SAW****D23700**

Power Input	1750W
No Load Speed	4700 rpm
Blade Diameter	235 mm
Blade Bore Diameter	30 mm
Bevel Capacity	45 °
Max. Depth of Cut at 90°	86 mm
Max. Depth of Cut at 45°	62 mm
Weight	8.2 kg
Length x Height	430 x 290 mm





## 1300W 165MM PLUNGE SAW - RAIL COMPATIBLE

### DWS520K


Power Input	1100W
No Load Speed	1750 - 4200 rpm
Blade Diameter	165 mm
Blade Bore Diameter	20 mm
Bevel Capacity	47 °
Max. Depth of Cut at 90°	59 mm
Max. Depth of Cut at 90° [with guide rails]	55 mm
Max. Depth of Cut at 45°	44 mm
Max. Depth of Cut at 45° [with guide rails]	40 mm
Weight	5.1 kg
Length x Height	303 x 265 mm



## 1M GUIDE RAIL SYSTEM FOR CIRCULAR AND PLUNGE SAWS

### DWS5021

Compatible with	DWS520K / DWS576K
Length	1m



#### ALSO AVAILABLE AS:

**DWS5022 - 1.5M  
GUIDE RAIL SYSTEM**

**DWS5023 - 2.6M  
GUIDE RAIL SYSTEM**





## 500W TOP HANDLE JIGSAW

### DW349

Power Input	500W
No Load Stroke Rate	800-3100 spm
Stroke Length	20 mm
Bevel Capacity	45 °
Max. Depth of Cut (Wood)	85 mm
Max. Depth of Cut (Steel)	10 mm
Max. Depth of Cut (Non Ferrous Metal)	20 mm
Keyless Blade Change	Yes
Weight	2.7 kg
Length x Height	230 x 200 mm



## 550W TOP HANDLE COMPACT JIGSAW

### DW341K

Power Input	550W
No Load Stroke Rate	0-3100 spm
Stroke Length	20 mm
Bevel Capacity	45 °
Max. Depth of Cut (Wood)	85 mm
Max. Depth of Cut (Steel)	10 mm
Max. Depth of Cut (Non Ferrous Metal)	20 mm
Keyless Blade Change	Yes
Weight	2.0 kg
Length x Height	230 x 200 mm



## 550W BODY GRIP COMPACT JIGSAW

### DW343K

Power Input	550W
No Load Stroke Rate	650-3100 spm
Stroke Length	20 mm
Bevel Capacity	45 °
Max. Depth of Cut (Wood)	85 mm
Max. Depth of Cut (Steel)	10 mm
Max. Depth of Cut (Non Ferrous Metal)	20 mm
Keyless Blade Change	Yes
Weight	2.0 kg
Length x Height	250 x 185 mm



## 701W TOP HANDLE JIGSAW

### DW331K

Power Input	701W
No Load Stroke Rate	0-3100 spm
Stroke Length	26 mm
Bevel Capacity	45 °
Max. Depth of Cut (Wood)	130 mm
Max. Depth of Cut (Steel)	12 mm
Max. Depth of Cut (Non Ferrous Metal)	30 mm
Keyless Blade Change	Yes
Weight	2.6 kg
Length x Height	250 x 210 mm



## 701W BODYGRIP JIGSAW

### DW333K

Power Input	701W
No Load Stroke Rate	800-3100 spm
Stroke Length	26 mm
Bevel Capacity	45 °
Max. Depth of Cut (Wood)	130 mm
Max. Depth of Cut (Steel)	12 mm
Max. Depth of Cut (Non Ferrous Metal)	30 mm
Keyless Blade Change	Yes
Weight	2.6 kg
Length x Height	265 x 210 mm





**1100W RECIPROCATING SAW****DWE305PK**

Power Input	1100W
No Load Stroke Rate	0-2800 spm
Stroke Length	29 mm
Max. Cutting Capacity [Wood]	280 mm
Max. Cutting Capacity [Steel Sections & Pipes]	100 mm
Max. Cutting Capacity [PVC]	130 mm
Weight	3.5 kg
Length x Height	435 x 178 mm

**1200W RECIPROCATING SAW****DW311K**

Power Input	1200W
No Load Stroke Rate	0-2600 spm
Stroke Length	29 mm
Max. Cutting Capacity [Wood]	300 mm
Max. Cutting Capacity [Steel Sections & Pipes]	130 mm
Max. Cutting Capacity [PVC]	160 mm
Weight	4.0 kg
Length x Height	460 x 60 mm

**1600W 295MM ALLIGATOR SAW (LOW DENSITY BUILDING BLOCK)****DWE396**

Power Input	1600W
No Load Stroke Rate	3000 spm
Stroke Length	40 mm
Blade Length	295 mm
Blade Stop	0.2s
Weight	5.35 kg
Length x Height	775 x 219 mm



## 1700W 430MM ALLIGATOR SAW (LOW DENSITY BUILDING BLOCK)

### DWE397

Power Input	1700W
No Load Stroke Rate	3000 spm
Stroke Length	40 mm
Blade Length	430 mm
Blade Stop	0.2s
Weight	5.5 kg
Length x Height	918 x 219 mm



## 1700W 430MM ALLIGATOR SAW (MEDIUM DENSITY BUILDING BLOCK)

### DWE398

Power Input	1700W
No Load Stroke Rate	3000 spm
Stroke Length	40 mm
Blade Length	430 mm
Blade Stop	0.2s
Weight	5.5 kg
Length x Height	918 x 219 mm



## 1700W 430MM ALLIGATOR SAW (CELLULAR CONCRETE)

### DWE399

Power Input	1700W
No Load Stroke Rate	3000 spm
Stroke Length	40 mm
Blade Length	430 mm
Blade Stop	0.2s
Weight	5.5 kg
Length x Height	918 x 219 mm





## 250MM 1650W MITRE SAW

### DW714

Power Input	1650W
Blade Speed	4600 rpm
Blade Diameter	250 mm
Blade Bore Diameter	30 mm
Bevel Capacity	48/0 °
Mitre Capacity [right/left]	52/47 °
Cutting Capacity at 90°/90° (W x H)	130 x 68 mm
Cutting Capacity at 90°/45° (W x H)	130 x 40 mm
Cutting Capacity at 45°/90° (W x H)	91 x 68 mm
Max. Cutting Capacity at 45°/45°	91 x 40 mm
Max. Depth of Cut [Saws]	89 mm
Weight	13.1 kg
Length x Height	600 x 425 mm



## 250MM 1600W MITRE SAW

### DWS713

Power Input	1600W
Blade Speed	5000 rpm
Blade Diameter	250 mm
Blade Bore Diameter	30 mm
Bevel Capacity	48/-3 °
Mitre Capacity [right/left]	50 ° /50 °
Cutting Capacity at 90°/90° (W x H)	95 x 89 mm
Cutting Capacity at 90°/45° (W x H)	90 x 61 mm
Cutting Capacity at 45°/90° (W x H)	67 x 89 mm
Max. Cutting Capacity at 45°/45°	114 x 25 mm
Max. Depth of Cut [Saws]	89 mm
Weight	13.6 kg
Length x Height	600 x 425 mm





## 305MM 1600W MITRE SAW

### DWS715

Power Input	1600W
Blade Speed	4000 rpm
Blade Diameter	305 mm
Blade Bore Diameter	25.4 mm
Bevel Capacity	48/-3 °
Mitre Capacity [right/left]	50 / 50 °
Cutting Capacity at 90°/90° (W x H)	203 x 72 mm
Cutting Capacity at 90°/45° (W x H)	203 x 47 mm
Cutting Capacity at 45°/90° (W x H)	142 x 72 mm
Max. Cutting Capacity at 45°/45°	142 x 47 mm
Max. Depth of Cut [Saws]	99 mm
Weight	19 kg
Length x Height	770 x 396 mm



## 216MM 1400W SLIDE MITRE SAW

### DWS774

Power Input	1400W
Blade Speed	4500 rpm
Blade Diameter	216 mm
Blade Bore Diameter	30 mm
Bevel Capacity	48 °
Mitre Capacity [right/left]	48 ° / 48 °
Cutting Capacity at 90°/90° (W x H)	250 x 62 mm
Cutting Capacity at 90°/45° (W x H)	265 x 48 mm
Cutting Capacity at 45°/90° (W x H)	177 x 60 mm
Max. Cutting Capacity at 45°/45°	190 x 48 mm
Max. Depth of Cut [Saws]	70 mm
Weight	12.0 kg
Length x Height	490 x 590 mm



## 216MM 1600W SLIDE MITRE SAW - WITH VARIABLE SPEED

### DWS771

Power Input	1600W
Blade Speed	2600 - 5200 rpm
Blade Diameter	216 mm
Blade Bore Diameter	216 mm
Bevel Capacity	48 °
Mitre Capacity [right/left]	50 ° / 50 °
Cutting Capacity at 90°/90° (W x H)	270 x 62 mm
Cutting Capacity at 90°/45° (W x H)	190 x 60 mm
Cutting Capacity at 45°/90° (W x H)	190 x 60 mm
Max. Cutting Capacity at 45°/45°	190 x 48 mm
Max. Depth of Cut [Saws]	80 mm
Weight	14.0 kg
Length x Height	490 x 590 mm



**216MM 1800W SLIDE MITRE SAW****DWS777**

Power Input	1800W
Blade Speed	6300 rpm
Blade Diameter	216 mm
Blade Bore Diameter	30 mm
Bevel Capacity	48 °
Mitre Capacity [right/left]	50 ° /50 °
Cutting Capacity at 90°/90° (W x H)	270 x 60 mm
Cutting Capacity at 90°/45° (W x H)	270 x 48 mm
Cutting Capacity at 45°/90° (W x H)	189 x 62 mm, 190 x 60 mm
Max. Cutting Capacity at 45°/45°	190 x 48 mm
Max. Depth of Cut [Saws]	80 mm
Weight	14.0 kg
Length x Height	490 x 590 mm

**250MM 1675W SLIDE MITRE SAW****DW717XPS**

Power Input	1675W
Blade Speed	4000 rpm
Blade Diameter	250 mm
Blade Bore Diameter	30 mm
Bevel Capacity	48 °
Mitre Capacity [right/left]	50 / 60 °
Cutting Capacity at 90°/90° (W x H)	320 x 76 mm
Cutting Capacity at 90°/45° (W x H)	320 x 50 mm
Cutting Capacity at 45°/90° (W x H)	226 x 76 mm
Max. Cutting Capacity at 45°/45°	226 x 50 mm
Max. Depth of Cut [Saws]	152 mm
Weight	23.0 kg
Length x Height	718 x 442 mm

**250MM 1850W SLIDE MITRE SAW****DWS778**

Power Input	1850W
Blade Speed	4300 rpm
Blade Diameter	250 mm
Blade Bore Diameter	30 mm
Bevel Capacity	48 °
Mitre Capacity [right/left]	50 ° /50 °
Cutting Capacity at 90°/90° (W x H)	305 x 58 mm, 305 x 85 mm
Cutting Capacity at 90°/45° (W x H)	305 x 58 mm, 305 x 58 mm
Cutting Capacity at 45°/90° (W x H)	215 x 85 mm, 215 x 85 mm
Max. Cutting Capacity at 45°/45°	215 x 58 mm
Max. Depth of Cut [Saws]	85 mm
Weight	17.2 kg
Length x Height	615 x 390 mm



## 305MM 1675W SLIDE MITRE SAW - WITH VARIABLE SPEED

### DWS780

Power Input	1675W
Blade Speed	1900 - 3800 rpm
Blade Diameter	305 mm
Blade Bore Diameter	30 mm
Bevel Capacity	49 °
Mitre Capacity [right/left]	60 / 50 °
Cutting Capacity at 90°/90° (W x H)	345 x 76 mm
Cutting Capacity at 90°/45° (W x H)	244 x 76 mm
Cutting Capacity at 45°/90° (W x H)	268 x 63 mm
Max. Cutting Capacity at 45°/45°	212 x 76 mm
Max. Depth of Cut [Saws]	170 mm
Weight	24.8 kg
Length x Height	770 x 396 mm



## 260MM 1300W TABLE TOP MITRE SAW - INDUCTION MOTOR

### DW711

Power Input	1300W
Blade Speed	2750 rpm
Blade Diameter	260 mm
Blade Bore Diameter	30 mm
Bevel Capacity	48 °
Mitre Capacity [right/left]	50 ° /50 °
Cutting Capacity at 90°/90° (W x H)	125 x 55 mm
Cutting Capacity at 90°/45° (W x H)	130 x 50 mm
Cutting Capacity at 45°/90° (W x H)	90 x 55 mm
Max. Cutting Capacity at 45°/45°	90 x 20 mm
Max. Depth of Cut [Saws]	50 mm
Weight	20.0 kg
Length x Height	490 x 620 mm



## 305MM 1600W TABLE TOP MITRE SAW

### D27113

Power Input	1600W
Blade Speed	3300 rpm
Blade Diameter	305 mm
Blade Bore Diameter	30 mm
Bevel Capacity	48 °
Mitre Capacity [right/left]	50 ° /50 °
Cutting Capacity at 90°/90° (W x H)	25 x 120 mm
Cutting Capacity at 90°/45° (W x H)	110 x 85 mm
Cutting Capacity at 45°/90° (W x H)	160 x 55 mm
Max. Cutting Capacity at 45°/45°	110 x 55 mm
Max. Depth of Cut [Saws]	51 mm
Weight	19.5 kg
Length x Height	500 x 485 mm





**305MM 1500W TABLE TOP SLIDE MITRE SAW - INDUCTION MOTOR****D27111**

Power Input	1500W
Blade Speed	3000 rpm
Blade Diameter	305 mm
Blade Bore Diameter	30 mm
Bevel Capacity	48 °
Mitre Capacity [right/left]	60/50 °
Cutting Capacity at 90°/90° (W x H)	220 x 90 mm
Cutting Capacity at 90°/45° (W x H)	220 x 50 mm
Cutting Capacity at 45°/90° (W x H)	155 x 90 mm
Max. Cutting Capacity at 45°/45°	155 x 50 mm
Max. Depth of Cut [Saws]	51 mm
Weight	26.5 kg
Length x Height	580 x 710 mm

**305MM 1600W TABLE TOP SLIDE MITRE SAW****D27112**

Power Input	1600W
Blade Speed	3650 rpm
Blade Diameter	305 mm
Blade Bore Diameter	30 mm
Bevel Capacity	48 °
Mitre Capacity [right/left]	60 / 50 °
Cutting Capacity at 90°/90° (W x H)	285 x 90 mm
Cutting Capacity at 90°/45° (W x H)	285 x 50 mm
Cutting Capacity at 45°/90° (W x H)	200 x 90 mm
Max. Cutting Capacity at 45°/45°	200 x 50 mm
Max. Depth of Cut [Saws]	51 mm
Weight	24 kg
Length x Height	580 x 710 mm



## 1.7M MITRE SAW STAND

### DE7023

Compatible with	ALL DEWALT Mitre Saws
Max. Stand Extension	3835 mm
Brackets Included	2 pcs (DE7025)
Work Support Included	2pcs (DE7024)
Max. Working Load	227 kg
Weight	16 kg
Height	810 mm



## 1.1M MITRE SAW STAND

### DE7033

Compatible with	ALL DEWALT Mitre Saws
Max. Stand Extension	2540 mm
Brackets Included	2 pcs (DE7025)
Work Support Included	2pcs (DE7024)
Max. Working Load	227 kg
Weight	14 kg
Height	810 mm



## 1M UNIVERSAL STAND

### DE7035

Max. Working Load	68 kg
Weight	15.5 kg
Length x Height	910 x 830 mm



## UNIVERSAL STAND

### DE1000

Top Table Dimensions 640 x 705 mm



## 250MM 2000W COMBINATION SAW

### DW743N

Power Input	2000W
Blade Speed	2850 rpm
Blade Diameter	250 mm
Blade Bore Diameter	30 mm
Bevel Capacity	45 °
Mitre Capacity [right/left]	45 ° / 45 °
Cutting Capacity at 90°/90° (W x H)	140 x 68 mm, 180 x 20 mm
Cutting Capacity at 90°/45° (W x H)	70 x 95 mm, 150 x 20 mm
Cutting Capacity at 45°/90° (W x H)	95 x 70 mm, 120 x 46 mm
Max. Cutting Capacity [Sawbench position 90°]	0 - 70 mm
Max. Cutting Capacity [Sawbench position 45°]	0 - 32 mm
Weight	37 kg
Length x Height	700 x 750 mm



## 305MM 2000W COMBINATION SAW

### D27107

Power Input	2000W
Blade Speed	4000 rpm
Blade Diameter	305 mm
Blade Bore Diameter	30 mm
Bevel Capacity	48 °
Mitre Capacity [right/left]	48 ° / 48 °
Cutting Capacity at 90°/90° (W x H)	50 x 155 mm, 205 x 63 mm
Cutting Capacity at 90°/45° (W x H)	50 x 100 mm, 205 x 50 mm
Cutting Capacity at 45°/90° (W x H)	45 x 155 mm, 160 x 35 mm
Max. Cutting Capacity at 45°/45°	60 x 100 mm
Max. Cutting Capacity [Sawbench position 90°]	0 - 81 mm
Max. Cutting Capacity [Sawbench position 45°]	0 - 56 mm
Weight	40 kg
Length x Height	720 x 770 mm





## 250MM 1850W TABLE SAW

### DW745

Power Input	1850W
Blade Speed	3800 rpm
Blade Diameter	250 mm
Blade Bore Diameter	30 mm
Bevel Capacity	-3 to 48°
Max. Ripping Capacity [right / left]	610 mm / 315 mm
Max. Depth of Cut at 90°	77 mm
Max. Depth of Cut at 45°	57 mm
Table Size	630 x 570 mm
Weight	22.0 kg
Depth	742 mm
Length x Height	577 x 425 mm



## 250MM 2000W TABLE SAW

### DWE7492

Power Input	2000W
Blade Speed	4800 rpm
Blade Diameter	250 mm
Blade Bore Diameter	30 mm
Bevel Capacity	-3 to 48 °
Max. Ripping Capacity [right / left]	825 x 558 mm
Max. Depth of Cut at 90°	77 mm
Max. Depth of Cut at 45°	55 mm
Table Size	680x650 mm
Weight	26.5 kg
Depth	742 mm
Length x Height	577 x 425 mm



## TABLE SAWS STAND WITH WHEELS

### DE7400

Compatible with	DEWALT Table Saws
Weight	15.5 kg
Length x Height	910 x 830 mm



## TABLE SAWS STAND WITH WHEELS (FOR DWE7492)

### DWE74911

Compatible with	DEWALT Table Saw DWE7492
Max. Working Load	68 kg
Weight	15 kg



## TABLE SAWS SCISSOR STAND (FOR DWE7492)

### DWE74912

Compatible with	DEWALT Table Saw DWE7492
Max. Working Load	68 kg



## 155MM 749W 2 SPEED BAND SAW

### DW738

Power Input	749W
Cutting Speed	330-800 m/min
Max. Cutting Height	155 mm
Max. Cutting Width	310 mm
Table Size	380 x 380 mm
Blade Length	2095 mm
Weight	23.0 kg
Length x Height	660 x 1000 mm



## 155MM 749W VARIABLE SPEED BAND SAW

### DW739

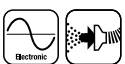
Power Input	749W
Cutting Speed	330-800 m/min
Max. Cutting Height	155 mm
Max. Cutting Width	310 mm
Table Size	380 x 380 mm
Blade Length	2095 mm
Weight	23.0 kg
Length x Height	660 x 1000 mm



## 200MM 1000W 2 SPEED BAND SAW

### DW876

Power Input	1000W
Cutting Speed	380-880 m/min
Max. Cutting Height	200 mm
Max. Cutting Width	310 mm
Table Size	500 x 500 mm
Blade Length	2215 mm
Weight	54.0 kg
Length x Height	770 x 1590 mm





**300MM 2000W RADIAL ARM SAW****DW721KN**

Power Input	2000W
Blade Speed	3000 rpm
Blade Diameter	300 mm
Blade Bore Diameter	30 mm
Max. Cutting Speed	36 m/sec
Max. Crosscut Capacity at 90°	507 mm
Max. Crosscut Capacity at 45°	342 mm
Max. Depth of Cut at 90°	90 mm
Max. Depth of Cut at 45°	60 mm
Weight	115 kg
Length x Height	1490 x 1470 mm

**350MM 4000W RADIAL ARM SAW****DW729KN**

Power Input	4000W (triphase motor)
Blade Speed	2780 rpm
Blade Diameter	350 mm
Blade Bore Diameter	30 mm
Max. Cutting Speed	53 m/sec
Max. Crosscut Capacity at 90°	525 mm
Max. Crosscut Capacity at 45°	270 mm
Max. Depth of Cut at 90°	110 mm
Max. Depth of Cut at 45°	75 mm
Weight	149 kg
Length x Height	1800 x 1450 mm



## 1270W 110MM PORTABLE TILE CUTTER

### DW862

Power Input	1270W
Blade Diameter	110 mm
Blade Bore Diameter	20 mm
No Load Speed	13500 rpm
Depth of Cut at 90°	34 mm
Weight	3.0 kg
Length x Height	252 x 166 mm



## 1300W 110MM PORTABLE WET TILE CUTTER

### DWC410

Power Input	1300W
Blade Diameter	110 mm
Blade Bore Diameter	20 mm
No Load Speed	13000 rpm
Max. Depth of Cut at 90°	34 mm
Max. Depth of Cut at 45°	28 mm
Weight	3.0 kg
Length x Height	252 x 166 mm



## 250MM 1600W SLIDE TABLE WET TILE CUTTER

### D24000

Power Input	1600W
Blade Diameter	250 mm
Blade Bore Diameter	25.4 mm
No Load Speed	4200 rpm
Depth of cut	95 mm
Max. Crosscut Capacity at 90°	610 mm
Max. Crosscut Capacity at 45°	450 mm
Max. Load [tile / block]	13 kg / 20 kg
Weight	32 kg
Length x Height	860 x 686 mm



ALSO AVAILABLE AS:

**D24000S (WITH SCISSOR STAND)**





# DUST MANAGEMENT





## 1400W 30L FEATURED DUST EXTRACTOR - L CLASS



### DWV901L

Power Input	1400W
Max. Airflow	4080 l/min
Capacity	30L
Wet Capacity	17.5L
Vacuum Class	L Class (99.9% dust >1 mg/m <sup>3</sup> )
Hose Length / Diameter	4.1m / ø35 mm
Built-In Power Socket	Yes (Max. 2200W)
Weight	9.5 kg
Height	500 mm



## 1400W 38L CONSTRUCTION DUST EXTRACTOR - L CLASS



### DWV902L

Power Input	1400W
Max. Airflow	4080 l/min
Capacity	38L
Wet Capacity	18.4L
Vacuum Class	L Class (99.9% dust >1 mg/m <sup>3</sup> )
Hose Length / Diameter	4m / ø35 mm
Built-In Power Socket	Yes (Max. 2200W)
Weight	15 kg
Height	695 mm



## 1400W 38L CONSTRUCTION DUST EXTRACTOR - M CLASS



### DWV902M

Power Input	1400W
Max. Airflow	4080 l/min
Capacity	38L
Wet Capacity	18.4L
Vacuum Class	M CLASS (99.9% dust >0.1 mg/m <sup>3</sup> )
Hose Length / Diameter	4m / ø35 mm
Built-In Power Socket	Yes (Max. 2200W)
Weight	15 kg
Height	695 mm



## FLOOR CLEANING KIT

DWV9350-XJ

For use with DWV901 / DWV902



## 4M ANTI STATIC HOSE

DWV9316-XJ

For use with DWV901 / DWV902



## DUAL FILTERS REPLACEMENT

DWE9340-XJ

For use with DWV901 / DWV902



## 18V LI-ION & CORDED L CLASS PORTABLE DUST EXTRACTOR



### DCV584L

Voltage / Power	18V / 300W
Battery Chemistry	Li-Ion
Max. Airflow	954 l/min
Capacity	7.5 ltr
Wet / Dry Capacity	7.5 ltr
Vacuum Class	L Class (99.97% dust)
Hose Length / Diameter	2 m / 32 mm
Weight	4.8 kg
Length x Height	440 x 330 mm



## 54V LI-ION BRUSHLESS M CLASS DUST EXTRACTOR



### DCV586M

COMING SOON

Voltage	54 V
Battery Chemistry	Li-ion
Max. Airflow	70 l/sec
Wet / Dry Capacity	15 L
Vacuum Class	M class (99.9% dust)
Hose Length/ Diameter	2.5m / 32 mm
Filter System	Automatic dual filter cleaning
Remote Tool Actuation	Yes
Weight	9.5 kg
Length x Height	440 x 330 mm





## DUST EXTRACTION SYSTEM FOR SDS-PLUS HAMMERS AND PERCUSSION DRILLS

### DWH201D

Product Fitment	All SDS-Plus hammer and percussion drills
Max. drilling capacity	ø32 mm
Max. Drilling Depth	150 mm
Max. Bit Length	250 mm
Collar Diameter	ø43 mm / ø48 mm
Tubes Length	150 mm / 250 mm
Max. Usable Bit Length	100 mm / 200 mm
Max. Drilling Capacity	ø32 mm
Weight	1.0 kg



## DUST EXTRACTION SYSTEM FOR SDS-PLUS HAMMERS

### D25301D

Product Fitment	All SDS-Plus Hammers
Collar Diameter	ø43 mm / ø54 mm
Max. Bit Diameter	ø16 mm
Max. Bit Length	224 mm
Max. Drilling Depth	150 mm
Weight	1.2 kg



## ON BOARD DUST EXTRACTOR FOR 18V SDS-PLUS® HAMMERS



### D25303DH

Product Fitment	DCH273 / DCH274
Max. Drilling Capacity	ø16 mm
Max. Drilling Depth	105 mm
Max. Bit Length	160 mm
Weight	1.4 kg
Length x Height	340 x 242 mm



## ON BOARD DUST EXTRACTOR FOR SDS-PLUS® HAMMERS




### D25304DH

Product Fitment	D25333K / D25334K / DCH333 / DCH334
Max. Drilling Capacity	ø26 mm
Max. Drilling Depth	180 mm
Weight	1.4 kg
Length x Height	440 x 296 mm



## DUST EXTRACTION SYSTEM - DRILLING AND HOLE CLEANING



### DWH050K

Product Fitment	All Cordless SDS-Plus and SDS-Max. Hammers
Nose Sizes	0-38 mm / 38-52 mm
Cleaning Nozzles	2 included
Weight	0.6 kg
Length x Height	361 x 57 mm



## DUST EXTRACTION SYSTEM FOR CHIPPING AND DEMOLITION HAMMERS



### DWH051K

Product Fitment	5 to 12 kg DEWALT demolition hammers
Max. Chisel Diameter	ø27 mm
Flexible Nozzles	3 included



## DUST EXTRACTION SYSTEM FOR BREAKERS



### DWH052K

Product Fitment	16 and 30 kg DEWALT breakers
Max. Chisel Diameter	ø32 mm



## DUST COLLECTION ADAPTOR FOR D21580K



### D215804

Product Fitment	D21580K
Spindle Thread	1/2" Male UNC (core side) 1/2" Female BSP (tool side)





**115-125MM DUST SURFACE GRINDING SHROUD****DWE46150**

Product Fitment	All 115 / 125 mm grinders
Max. Disc Diameter	125 mm
Accessories Accepted	Diamond Cups
Weight	0.3 kg

**180MM DUST SURFACE GRINDING SHROUD****DWE46170**

Product Fitment	All 180 mm grinders
Max. Disc Diameter	180 mm
Accessories Accepted	Diamond Cups
Weight	0.8 kg

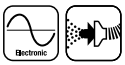


## 18V LI-ION COMPACT JOBSITE BLOWER

18V XR

### DCV100

Voltage	18V
Battery Chemistry	Li-Ion
Fan Speed	0-18,000 rpm
Air Speed	80 m/s
Speed Setting	Yes
Air Volume	2.8 m <sup>3</sup> /min
Lock-on Switch	Yes
Suction Mode	Yes
Weight	1.3 kg
Length x Height	508 x 200 mm



## 800W VARIABLE SPEED BLOWER

### DWB800

Power Input	800W
Speed	0 - 16000 rpm
Air Volume	4.5 m <sup>3</sup> /min
Suction	2.5 m <sup>3</sup> /min
Weight	1.8 kg



Product Code	Page Number
D21160	86
D21441	89
D21510	94
D21520	94
D21570K	108
D215804	169
D21580K	109
D215821	110
D215831	110
D21583K	109
D21585	109
D215851	110
D21805KS	90
D23700	145
D24000	162
D25032K	98
D25033K	98
D25133K	98
D25134K	99
D25143K	99
D25144K	99
D25301D	167
D25303DH	168
D25304DH	168
D25333K	100
D25334K	100
D25335K	100
D25413K	101
D25417K	101
D25430K	104
D25481K	102
D25601K	102
D25604K	102
D25733K	103
D25773K	103
D25810K	104
D25811K	104
D25831K	105
D25872K	105
D25892K	105
D25899K	106
D25902K	106

Product Code	Page Number
D25951K	107
D25960K	107
D25961K	107
D25981	108
D26200	138
D26203	138
D26204K	139
D26411	142
D26414	142
D26420	136
D26422	136
D26500	134
D26676	134
D27107	157
D27111	155
D27112	155
D27113	154
D27300	135
D28715	130
D28730	130
DCB104	84
DCB115	84
DCB118	84
DCB119	84
DCB127	82
DCB132	84
DCB181	82
DCB183	82
DCB183B	82
DCB184	82
DCB184B	83
DCB189	82
DCB500	57
DCB546	83
DCB547	83
DCB548	83
DCC018N	42
DCC1054T2	58
DCD240X2	48
DCD460T2	48
DCD700C2	16
DCD708S2T	21

Product Code	Page Number
DCD709S2T	24
DCD710D2	16
DCD716D2	16
DCD740C1	20
DCD771S2	20
DCD776S2	24
DCD777S2T	21
DCD778S2T	24
DCD791P2	21
DCD792P2B	23
DCD796P2	25
DCD797P2B	25
DCD991P2	23
DCD992P2B	23
DCD996P2	25
DCD997P2B	26
DCE074D1R	72
DCE079D1G	73
DCE079D1R	72
DCE0822D1G	69
DCE0822D1R	69
DCE0825D1G	70
DCE0825D1R	70
DCE088D1G	71
DCE088D1R	70
DCE089D1G	69
DCE089D1R	68
DCE531N	41
DCE560N	40
DCE580N	40
DCF610D2	17
DCF620P2K	26
DCF622P2	26
DCF809L2T	27
DCF815D2	17
DCF880M2	28
DCF887P2	27
DCF888P2B	27
DCF894P2	28
DCF897NT	29
DCF899P2	28
DCG405FN	32



Product Code	Page Number	Product Code	Page Number	Product Code	Page Number
DCG405P2	31	DCS334P2	35	DE0892G	74
DCG406N	32	DCS335P2	35	DE1000	157
DCG412M2	31	DCS355M2	33	DE7023	156
DCG414T2	52	DCS367P2	36	DE7033	156
DCG426P2	32	DCS371N	36	DE7035	156
DCGG571M1	41	DCS380M2	36	DE7400	159
DCH133M1	30	DCS388T2	54	DHS780T2	57
DCH253M2	29	DCS391M2	37	DW03050	77
DCH273P2	29	DCS397T2	55	DW03101	77
DCH274P2	30	DCS398T2	55	DW03201	77
DCH333X2	49	DCS491N	41	DW033	76
DCH334X2	49	DCS520T2	54	DW083K	68
DCH481X2	50	DCS570P2	37	DW088CG	71
DCH733X2	51	DCS575T2	52	DW088K	71
DCL040	43	DCS576T2	53	DW089K	72
DCL043	43	DCS577T2	53	DW099S	76
DCL044	43	DCS690X2	51	DW217	87
DCL050	44	DCS7485T2	58	DW221	88
DCL060	44	DCS777T2	56	DW236I	88
DCL079	44	DCS778T2	56	DW246	88
DCL510N	18	DCT410D1	18	DW263K	92
DCM561P1S	63	DCV100	42	DW266	93
DCM562P1	64	DCV100	171	DW268	93
DCM563P1	64	DCV517N	42	DW269	93
DCM565P1	62	DCV584L	42	DW274KN	92
DCM5713X1	63	DCV584L	166	DW275KN	92
DCM571X1	63	DCV586M	166	DW292	94
DCM572X1	64	DCV586M	59	DW294	95
DCM575X1	62	DCW210P2	34	DW311K	149
DCMW564P1	65	DCW600N	33	DW331K	148
DCN660D2	38	DCW604P2	34	DW333K	148
DCN680D2	38	DE0714G	74	DW341K	147
DCN681D2	38	DE0730	74	DW343K	148
DCN682D2	39	DE0730	74	DW349	147
DCN692P2	39	DE0734	75	DW615	139
DCN694P2	39	DE0735	75	DW621	140
DCN890P2	40	DE0736	75	DW622K	140
DCP580P2	33	DE0737	75	DW625E	140
DCR019	45	DE0772	74	DW680	134
DCR020	45	DE0881	75	DW682K	141
DCS310D2	18	DE0882	75	DW711	154
DCS331M2	34	DE0892	74	DW714	151

Product Code	Page Number
DW717XPS	153
DW721KN	161
DW729KN	161
DW733	135
DW738	160
DW739	160
DW743N	157
DW745	158
DW752R	132
DW862	162
DW872	130
DW876	160
DW882	131
DWB800	171
DWC410	162
DWD010	86
DWD014S	86
DWD024	90
DWD024S	90
DWD112	87
DWD115KS	87
DWD221	89
DWD522KS	91
DWD524KS	91
DWD530KS	91
DWE1622K	95
DWE305PK	149
DWE315KT	141
DWE396	149
DWE397	150
DWE398	150
DWE399	150
DWE4001	112
DWE4002	112
DWE4010	113
DWE4010T	113
DWE4015	118
DWE4016	113
DWE4050	114
DWE4051	118
DWE4056	114
DWE4057	118

Product Code	Page Number
DWE4110	114
DWE4114	116
DWE4115	119
DWE4118	116
DWE4119	120
DWE4120	115
DWE4150	115
DWE4151	119
DWE4156	115
DWE4157	119
DWE4205	120
DWE4206	116
DWE4207	120
DWE4212	117
DWE4215	121
DWE4217	121
DWE4227	121
DWE4233	122
DWE4234	123
DWE4235	122
DWE4237	122
DWE4238	125
DWE4246	117
DWE4257	123
DWE4277	123
DWE4345	124
DWE4347	124
DWE4357	124
DWE4369	125
DWE4377	125
DWE4557	126
DWE4559	128
DWE4579	129
DWE4579R	129
DWE4597	127
DWE4599	129
DWE46150	170
DWE46170	170
DWE4884	131
DWE4887N	131
DWE490	127
DWE492	127

Product Code	Page Number
DWE492S	128
DWE493	126
DWE496	128
DWE497	126
DWE550	144
DWE560	144
DWE575K	145
DWE576K	145
DWE6005	137
DWE6411	136
DWE6423	137
DWE74911	159
DWE74912	159
DWE7492	158
DWE9340-XJ	165
DWH050K	168
DWH051K	169
DWH052K	169
DWH201D	167
DW096PK	73
DWP352VS	137
DWP849X	132
DWS5021	146
DWS520K	146
DWS713	151
DWS715	152
DWS771	152
DWS774	152
DWS777	153
DWS778	153
DWS780	154
DWV901L	164
DWV902L	164
DWV902M	164
DWV9316-XJ	165
DWV9350-XJ	165

