



KNIGHT
SAFETY & INDUSTRIAL

Warehouse Essentials



2024 Catalog

Vestil Plastic Pallet

- 4-way entry design
- Maintenance-free pallets are recyclable and impervious to bug infestations
- Not for use in unsupported pallet racks




Item#	Capacity	Overall Size
30820	6,600 lb. (Static), 2,200 lb. (Dynamic)	40"W x 48"L x 6"H

Please specify color: Black (BK), Blue (BE), Green (GN), Orange (OE), Red (RD), or Yellow (YW). This product is shipped directly from the manufacturer and does not qualify for free shipping.

Vestil Rackable Pallets

- High-density virgin polyethylene construction
- Maintenance free and safer to handle than wooden pallets
- 4-way entry is ideal for export, pharmaceutical, medical, and food applications



Item#	Capacity	Overall Size
318171	8,800 lb. (Static), 2,200 lb. (Dynamic)	46 ⁷ / ₈ "W x 39 ¹ / ₂ "L x 5 ¹ / ₂ "H
318178	8,800 lb. (Static), 2,200 lb. (Dynamic)	47 ¹ / ₄ "W x 39 ¹ / ₂ "L x 6"H
318179	13,200 lb. (Static), 3,300 lb. (Dynamic)	39 ¹ / ₄ "W x 47 ¹ / ₈ "L x 6 ¹ / ₂ "H

These products are shipped directly from the manufacturer and do not qualify for free shipping.

▲ **WARNING:** Cancer and Reproductive Harm—
www.P65Warnings.ca.gov

Vestil Pallet Pullers

- Item# 100379: one-piece, curved heads with integral spurs assure a secure grip of pallet stringers
- Item# 100340: single scissor action allows for wider jaw opening



Item#	Description	Jaw Opening	Capacity
100379	Double Scissor	4"	5,000 lb.
100340	Heavy-Duty Single Scissor	5"	6,000 lb.
202693	20' x 1/4" Chain with Grab Hook	-	-
202698	40' x 1/4" Chain with Grab Hook	-	-

WESCO Manufacturing Company Pallet Jack Stop

- Keeps high traffic areas on loading docks clear and organized
- Built tough to withstand heavy jostling inside a truck or trailer
- Helps reduce freight claims and trailer damage caused by runaway pallet jacks
- Will not slip and can be used on any surface



Item#	Description	Item#	Description
13192	Hi-Vis Yellow	26836	Black

Vestil Standard Plastic Pallets

- Features 4-way entry for pharmaceutical, medical, import/export, and food applications
- Serrated deck with holes for drainage



Item#	Capacity	Overall Size
318176	6,600 lb. (Static), 2,200 lb. (Dynamic)	47 ¹ / ₄ "W x 39 ¹ / ₂ "L x 6"H
318177	8,800 lb. (Static), 2,200 lb. (Dynamic)	47 ¹ / ₄ "W x 47 ¹ / ₄ "L x 6"H
318180	8,800 lb. (Static), 2,200 lb. (Dynamic)	47 ¹ / ₈ "W x 39 ¹ / ₄ "L x 6 ¹ / ₂ "H

These products are shipped directly from the manufacturer and do not qualify for free shipping.

Vestil Hygienic Pallets

- Super-tough virgin polyethylene with hygienic design solid top
- Anti-slip grommets
- 4-way entry for use in export, pharmaceutical, medical, and food applications



Item#	Capacity	Overall Size
318181	8,800 lb. (Static), 2,200 lb. (Dynamic)	46 ⁷ / ₈ "W x 39"L x 5 ¹ / ₂ "H
318182	8,800 lb. (Static), 3,300 lb. (Dynamic)	39 ¹ / ₂ "W x 47 ¹ / ₄ "L x 6 ¹ / ₂ "H

Please specify color: Black (BK), Blue (BE), Green (GN), Orange (OE), Red (RD), or Yellow (YW). This product is shipped directly from the manufacturer and does not qualify for free shipping.

Vestil Washdown Pallet

- Pallet skid provides 4-way entry, 2-way by pallet truck and 4-way by fork truck
- Anti-slide grommets prevent the pallets from sliding off the forks and each other during transit
- Solid top and bottom pallet offers easy wash-down



Item#	Capacity	Overall Size
318185	8,800 lb. (Static), 3,300 lb. (Dynamic)	47"W x 39"L x 6"H

This product is shipped directly from the manufacturer and does not qualify for free shipping.

Vestil Pallet Carousels

- **Standard:** can be added to work bench, scissor table, or placed on the floor
- Roller bearings transfer loads smoothly and evenly
- **Thin Spin:** low profile ensures easy pallet truck loading and unloading
- Overall height only 7/8"
- Safety detent lock prevents carousel from rotating when not in use



Item#	Outer Dia.	Overall Height	Capacity
Standard:			
18941	40"	2 ¹ / ₄ "	4,000 lb.
18942	40"	2 ¹ / ₄ "	6,000 lb.
18944	48"	2 ¹ / ₄ "	4,000 lb.
Item#	Outer Dia.	Turntable Dia.	Capacity
Thin Spin:			
18935	48"	39"	4,000 lb.
18934	54"	45"	4,000 lb.
18933	60"	51"	4,000 lb.

These products are shipped directly from the manufacturer and do not qualify for free shipping.

WESCO MANUFACTURING COMPANY **Deluxe Series****Pallet Truck**

- Heavy-duty construction features mold-on polyurethane wheels, rubber coated handle, and adjustable fork tie rods
- **Item# 15497:** foot-operated pump allows operation in tight spaces or can be used as a standard truck
- 5-year limited pump warranty

Rubber coated handle for grip and comfort

Exit rollers reduce risk of overloading



Item#	Dimensions (W x L)	Capacity
15493	21" x 48"	5,500 lb.
15494	27" x 36"	5,500 lb.
15495	27" x 42"	5,500 lb.
15496	27" x 48"	5,500 lb.
15497	27" x 48" w/Foot Pump	5,500 lb.

These products are shipped directly from manufacturer and do not qualify for free shipping.

**Pallet Truck with Digital Scale**

- Scales feature large, 6-digit LED display, 6 easy-to-use function keys, and auto power off for battery saving
- Basic weighing functions include zero, tare, and clear



Optional Printer

Item#	Dimensions (W x L)	Min. Capacity	Max. Height	
			W/o Printer:	w/Printer:
26947	22 1/4" x 47 1/2"	5,000 lb.	3"	7 1/2"
26949	27 1/2" x 47 1/2"	5,000 lb.	3"	7 1/2"
26948	22 1/4" x 47 1/2"	5,000 lb.	3"	7 1/2"
26950	27 1/2" x 47 1/2"	5,000 lb.	3"	7 1/2"

These products are shipped directly from the manufacturer and do not qualify for free shipping.

Vestil All-Terrain Pallet Trucks

- Features large 15" front pneumatic tires and 10" pneumatic steering wheels
- Easy-to-operate, 3 position handle offers up, down, and neutral

Item#	Dimensions (W x L x H)	Capacity
169800	65" x 63" x 51"	2,000 lb.
64264	63 3/4" x 49" x 51"	2,000 lb.

These products are shipped directly from manufacturer and do not qualify for free shipping.

**WESCO** MANUFACTURING COMPANY **Manual Telescoping High Lift Pallet Truck**

- 180° steering arc
- Mold-on polyurethane wheels
- Equipped with comfort loop handles with inside hand control
- Maximum lift height of 31.5'

Item#	Fork Dimensions (W x L)	Capacity
309886	27" x 43"	3,300 lb.

This product is shipped directly from the manufacturer and does not qualify for free shipping.

**NSI** **Pallet Truck**

- Heavy-duty steel construction assures long-lasting use
- Chrome piston and ram offer smooth operation and prevent excessive wear on the pump and seal
- Entry/exit rollers provide easy loading and unloading
- Polyurethane wheels

Material Handling

Item#	Dimensions (W x L)	Capacity
21896	21 1/2" x 45"	5,500 lb.

This product does not qualify for free shipping.

**NSI** **Heavy-Duty Pallet Truck**

- Pump features airtight fluid system to keep out harmful dirt, dust, and moisture
- 3-stage cushion grip handle provides more comfortable use
- Entry and exit rollers assure easy loading and unloading
- Equipped with heavy-duty nylon wheels

Comfortable cushion grip handle

Entry/exit rollers ensure easy loading and unloading



Item#	Dimensions (W x L)	Capacity
22761	27" x 48"	7,700 lb.

This product does not qualify for free shipping.



Raised height: 8"
Lowered height: 3"

WESCO MANUFACTURING COMPANY **CP II Pallet Truck**

- Features adjustable fork connecting rods and rubber-coated handle
- Equipped with overload bypass and entry and exit rollers
- 3-year limited pump warranty

Reinforced Forks
Ensure Durability



Item#	Dimensions (W x L)	Capacity
-------	--------------------	----------

Nylon Wheels:

15498	21" x 48"	5,500 lb.
15499	27" x 48"	5,500 lb.

Polyurethane Wheels:

15500	21" x 48"	5,500 lb.
15501	27" x 48"	5,500 lb.

These products are shipped directly from manufacturer and do not qualify for free shipping.

WESCO MANUFACTURING COMPANY **Semi-Electric Pallet Truck**

- Manual lift with 7.25" x 2" polyurethane drive wheel
- Equipped with 3" polyurethane load wheels
- 2.80 mph with load
- Includes: (2)-24V 38 Ah batteries and charger



Item#	Fork Dimensions (W x L)	Capacity
309898	27" x 48"	3,300 lb.

This product is shipped directly from the manufacturer and does not qualify for free shipping.

Material Handling

WESCO[®] Drum Trucks/Cradles

- Moves drums on four wheels and acts as a drum cradle for storage or dispensing
- Non-sparking rollers
- Kickstand and rear axle ensure easier loading/unloading from pallets
- **Polyolefin** wheels resist chemicals that may damage rubber
- **Rubber** wheels have cast iron center
- 1,000 lb. capacity

Item#	Wheel Type
8082	Polyolefin
8083	Rubber

These products are shipped directly from the manufacturer and do not qualify for free shipping.



WESCO[®] Poly Drum Truck

- Maneuver poly, steel, and fiber drums of all sizes, including 95-gallon overpacks
- Floating axle minimizes worker strain by reducing the effort required to break over and balance a load
- Specially designed truck feet won't puncture drums
- Replaceable mold-on rubber wheels, belt, and feet
- 1,000 lb. capacity



Item#	Wheel Type
9926	Rubber

This product is shipped directly from the manufacturer and does not qualify for free shipping.

Moves drums of all sizes!



WESCO Drum Trucks

- Heavy-duty 1" structural pipe frame and double welded joint construction
- 1,000 lb. capacity
- **Economy** trucks feature angular steel base design, vinyl handle grips, and kickstand
- **Deluxe** models with floating axle reduce the effort required to break over and balance a load
- Chime hook can be stored at the top of the frame
- Replaceable hard-faced, double-beveled nose prongs
- Self-standing without a kickstand
- **Polyolefin** wheels offer resistance to chemicals that may damage rubber
- **Rubber** wheels have cast-iron center

Item#	Wheel Type
Economy:	
8245*	Polyolefin
8247*	Rubber
Deluxe:	
8251*	Polyolefin
8253*	Rubber
8254	Replacement Nose Prongs

*This product is shipped directly from the manufacturer and does not qualify for free shipping.

HARPER

Appliance Trucks

- High-quality, glass-filled nylon continuous belt stair crawlers
- Non-marring vinyl facing protects appliances
- 60" height, heavy-duty 3/4" axle, 18 1/4" wide frame

21194



21195



Item#	Description	Frame	Capacity	Base Plate	Wheel
21194	Offset Belt Tightener	16-Gauge Steel	800 lb.	4" x 24"	6"
21195	Double-Lock Ratchet	14-Gauge Steel	800 lb.	4 1/2" x 24"	8"
21196	Double-Lock Ratchet	Aluminum	800 lb.	4 1/2" x 23"	6"

These products are shipped directly from the manufacturer and do not qualify for free shipping.



Vertil Low Profile Drum Caddy

- Drum platform features beveled front edge for easy loading
- Removable pivoting handle features built-in bung nut wrench, seal remover, and manual drum tilter
- Durable, welded steel construction with powder-coat yellow finish ensures long-lasting use
- Equipped with (2)-rigid wheels and (1)-swivel caster
- For use with 55-gallon drums, 30-gallon drums, and 5-gallon pails
- **Poly-On-Steel Wheels:** soft, quiet, and non-marring

Item#	Wheel Type	Capacity
23391	Mold-On Rubber	1,000 lb.
23392	Poly-On-Steel	1,200 lb.

These products are shipped directly from the manufacturer and do not qualify for free shipping.



WESCO[®] Drum Dolly

- Heavy-duty, welded steel construction
- Transports 55-gallon drums
- Superior design promotes even weight distribution to ensure stability and long life

Item#	Capacity	Color
9992	1,000 lb.	Red
145762	2,000 lb.	Blue

These products are shipped directly from the manufacturer and do not qualify for free shipping.



Heavy-Duty Steel Hand Trucks

- Wheel guards protect load from abrasion and damage
- 10" full pneumatic wheels

Item#	Handle Type	Height	Width	Capacity
27058	Continuous Loop	51½"	13½"	550 lb.
27059	Dual Pistol Grip	44½"	13¾"	550 lb.
27060	Vertical Loop	51½"	13½"	550 lb.

These products are shipped directly from the manufacturer and do not qualify for free shipping.



WESCO
MANUFACTURING COMPANY

Steel Hand Trucks

- Welded steel frame is rugged enough for everyday use

Item#	Wheel Type	Capacity
14-Gauge Tubular Frame:		
15430	Solid Rubber	500 lb.
Heavy-Duty Schedule 40 Pipe Frame:		
15431	Mold-On Rubber	800 lb.
15432	Pneumatic	600 lb.

These products are shipped directly from the manufacturer and do not qualify for free shipping.

MAGLINER® Gemini® Convertible Hand Trucks

- 2-in-1 truck converts from 2- to 4-wheeled position in seconds
- Features rugged 5" standard swivel casters and 10" pneumatic wheels

Specifications:	Gemini Jr.	Gemini Sr.
Overall length, 4-wheel	47½"	55¼"
Height, as hand truck	51"	61"
Height, as platform truck	40"	45½"
Platform bed length	38"	51"
Capacity, as hand truck	500 lb.	500 lb.
Capacity, as platform truck	1,000 lb.	1,000 lb.
Nose	18" x 7½"	18" x 7½"

Item#	Description	Item#	Description
15419	Gemini Jr.	15421	Snap-On Decks: For Gemini Jr.
15420	Gemini Sr.	15422	For Gemini Sr.

WESCO
MANUFACTURING COMPANY

Folding Hand Trucks

- Folds compact for easy storage and transport
- Elastic straps secure load
- Rubber tread wheels are shock-absorbing and non-marring

Item#	Description	Extended (L x W x D)	Folded (L x W x D)	Noseplate (W x D)
21192	Mini Mover	41" x 15½" x 17½"	24" x 15¼" x 2"	15" x 12½"
21193	Superlite	42" x 19" x 19"	19½" x 19" x 2"	19" x 12½"

175 lb.
capacity

21193



Easy One- or Two-Hand Operation



MAGLINER

Aluminum Hand Trucks

- Aluminum construction is lightweight yet extremely durable

Item#	Handle Type	Wheels	Nose Plate
Straight Back:			
216514	Loop	10" Pneumatic	16" x 12"
216516	Pistol Grip	10" Pneumatic	18" x 7½"
216520	Loop	10" Microcellular Foam	18" x 7½"
15412	U-Loop	Mold-On Rubber	14" x 7½"
15413	Double Pistol Grip	Semi-Pneumatic	14" x 7½"
15414	Straight Loop	Pneumatic	18" x 7½"
15415	Vertical Loop	Pneumatic	18" x 7½"

Accessories:

- 15416 Stair Climbers (Pr.)
- 15417 30" Folding Nose Extension
- 15418 60" Hi-U Frame Extension

These products are shipped directly from the manufacturer and do not qualify for free shipping.

HARPER Nylon Hand Truck

- Equipped with built-in stair glides
- Steel handles and base plate

Item#	Description	Capacity	Height
15433	Standard	600 lb.	48"
30818	Junior Convertible	300 lb.	43"
15434	Standard Convertible	600 lb.	49½"

These products are shipped directly from the manufacturer and do not qualify for free shipping.

WESCO Spartan Aluminum 2-in-1 Trucks

- 18" W x 7½" D nose plate handles large loads
- Provides 500 lb. capacity as hand truck, 1,000 lb. capacity as platform truck
- 10" 4-ply pneumatic wheels and 5" swivel casters
- Spartan Jr. model is equipped with pistol grip handles

Specifications	Spartan Jr.	Spartan Sr.
Height, as hand truck	52"	61½"
Height, as platform truck	41"	46"
Overall length, 4-wheel	50"	57"
Platform bed dimensions	12" x 38"	12" x 51"

Item#	Description	Item#	Description
27029	Spartan Jr.	27030	Spartan Sr.

These products are shipped directly from the manufacturer and do not qualify for free shipping.

Material Handling

WESCO[®] Galvanized & Aluminum U-Boats

- (2)–rigid center and (4)–swivel end casters allow truck to turn on its own radius
- **Item# 13022:** galvanized steel with tread plate deck and removable handles
- **Item# 13024:** folding handle U-boat features aluminum construction and open deck



Item#	Description	Deck Size	Capacity
13022	Galvanized	60" x 16"	1,750 lb.
13024	Aluminum	60" x 16"	1,750 lb.

These products are shipped directly from the manufacturer and do not qualify for free shipping.



A-Frame Panel Trucks

- Duramold™ precision engineered resin and metal composite structure
- Textured deck surface reduces load slippage
- Molded-in tie-down slots for load security



Item#	Deck Size (L x W)	Capacity
262859	35.9" x 24.2"	2,000 lb.
262858	47.9" x 24.2"	2,000 lb.
262860	59.9" x 30.2"	2,000 lb.
262863	50.2" x 27.2"	2,000 lb.

These products are shipped directly from the manufacturer and do not qualify for free shipping.



A-Frame Truck

- Louvered 16-gauge steel panels on one side and pegboard on the other
- 1 1/2" lip prevents parts from falling off during transport
- Features (2)–locking swivel and (2)–rigid 6" phenolic bolt-on casters, and handle for easy mobility



Item#	Deck Size (L x W)	Capacity
28431	48" x 30" x 54"	2,000 lb.

This product is shipped directly from the manufacturer and does not qualify for free shipping.

Minimize Worker Bending and Lifting

Vestil Hydraulic Elevating Carts

- Quality construction includes down speed control valve, internal hydraulic velocity fuse, and hydraulic foot pump
- 2 locking swivel and 2 rigid polyurethane casters move cart smoothly
- **Item#s 18972 and 18973:** includes 2-speed foot pump



Item#	Platform Dimensions	Service Range	Capacity
18971	17 1/2" x 27 1/2"	8 3/4"–29"	400 lb.
18972	19 3/4" x 32 3/8"	15 1/2"–35 5/8"	750 lb.
18973	20" x 35 1/2"	15 1/2"–50 3/4"	800 lb.

These products are shipped directly from the manufacturer and do not qualify for free shipping.

WESCO[®] Galvanized Steel U-Boats

- Features tilting type and removable handle
- (2)–rigid center casters and (4)–swivel end casters allow truck to turn on its own radius
- Provides easy maneuverability in narrow aisles and confined areas



Item#	Deck Size (L x W)	Capacity	Base
180385	53" x 17 1/2"	1,750 lb.	Steel
180384	63" x 16 1/4"	1,750 lb.	Wood
180386	63" x 24"	1,750 lb.	Galvanized Steel

These products are shipped directly from the manufacturer and do not qualify for free shipping.

WESCO[®] Panel Carts

- **Standard truck** features detachable center bar and removable plastic basket for convenient tool storage
- Two swivel wheels and two rigid wheels with brakes
- **Heavy-duty truck** has 12 1/8" spacing between removable support bars
- Equipped with (2)–swivel wheels with locks and (2)–rigid casters



Item#	Description	Dimensions (L x W x H)	Capacity	Wheel
27049	Standard	27" x 32" x 43"	1,540 lb.	4" Phenolic
27050	Heavy-Duty	29" x 36" x 34"	4,400 lb.	5" Mold-on Polyurethane

These products are shipped directly from the manufacturer and do not qualify for free shipping.



Bar Cradle Trucks

- 'C' channel frames measure 28" wide and are slotted to accommodate forklift loading
- Features (2)–swivel and (2)–rigid casters
- Wheels are arranged in diamond pattern with 1" tilt for leverage and easy maneuverability
- 12-gauge steel with powder-coated finish is resistant to rust and corrosion



Item#	Dimensions (L x W x H)	Cradles	Wheels
4,000 lb. Capacity:			
26969	28" x 5" x 30 3/8"	3	6" & 10" Phenolic
26971	28" x 8" x 30 3/8"	3	6" & 10" Phenolic
10,000 lb. Capacity:			
26972	28" x 5" x 28 3/8"	3	6" & 12" Phenolic
26974	28" x 8" x 28 3/8"	3	6" & 12" Phenolic

These products are shipped directly from the manufacturer and do not qualify for free shipping.

F Telescoping Fold-A-Way Aluminum Platform Truck

- Telescoping handle easily folds for convenient transport and storage
- Deck extends from 20" to 28 1/4" and locks into place for added stability
- 2 rigid and 2 swivel 4" hard rubber casters



Item#	Deck Size		Width	Capacity
	Extended	Folded		
26814	28 1/4"	20"	16 3/8"	330 lb.

F Plasticwood Platform Trucks

- Solid, high density polyethylene/polypropylene recycled plastic deck is impervious to water, and resistant to solvents, oils, mild acids, and alkalis
- Durable 1½" thick tongue and grooved deck boards are attached to 1½" thick cross battens
- Removable rack style, epoxy powder-coated handle



Recycled deck

15456

Item#	Deck Dimensions (W x L)	Capacity	Wheel Size
w/Mold-On Rubber Wheels:			
15454	25" x 48"	1,100 lb.	5"
15455	30" x 60"	2,000 lb.	8"
w/Full Pneumatic Wheels:			
15456	25" x 48"	1,400 lb.	10"
15457	30" x 60"	1,400 lb.	10"

These products are shipped directly from the manufacturer and do not qualify for free shipping.

WESCO Bi-Mode Poly Folding Hand Truck

- Raised surface keeps cargo flat and secure on deck
- (2)—rigid and (2)—swivel 5" casters are non-marking to protect your floors



Item#	Deck Size (L x W)	Capacity
31619	31" x 18"	200 lb.

This product is shipped directly from the manufacturer and does not qualify for free shipping.

F All Steel Deck Platform Trucks

- Welded steel structure and reinforcing channels
- Rubber bumpers on front corners
- Features removable 25" rack handle
- Epoxy powder-coat finish increases durability



Item#	Deck Dimensions		Wheels
	(W x L)	Capacity	
26860	24" x 48"	2,000 lb.	6" Rubber/Mold-on
26861	30" x 60"	2,400 lb.	8" Rubber/Mold-on
26862	30" x 60"	1,200 lb.	8" Full Pneumatic

These products are shipped directly from the manufacturer and do not qualify for free shipping.

F Wood Deck Platform Trucks

- Durable 1" thick hardwood deck and reinforcing battens are built tough
- Bolts are countersunk for a smooth, snag-free finish
- Features rugged, rubber mold-on wheels and convenient, removable handle



Great for industrial and commercial applications

15466

Item#	Deck Dimensions (W x L)	Capacity	Wheel Size
15466	24" x 48"	1,400 lb.	5"
15467	30" x 60"	2,000 lb.	8"

These products are shipped unassembled directly from the manufacturer and do not qualify for free shipping.

Rubbermaid Commercial Products Platform Trucks

- Structural foam deck won't rust, dent, or splinter
- Tough plastic construction is easy on doorways and walls
- Crossbar handle helps to maneuver loads easily



Virtually Maintenance-Free!

Item#	Deck Dimensions (W x L)	Capacity	Wheels
Standard Duty:			
15461	24" x 36"	2,000 lb.	6" x 2" Polyolefin
15462	24" x 48"	2,000 lb.	8" x 2" Rubber
15463	30" x 60"	2,000 lb.	8" x 2" Rubber
Heavy-Duty:			
15464	24" x 48"	2,500 lb.	8" x 2" Polyolefin
15465	30" x 60"	2,500 lb.	8" x 2" Polyolefin

These products are shipped directly from manufacturer and do not qualify for free shipping.

F Steel Folding Platform Trucks

- Steel deck with non-skid vinyl surface
- Non-marring perimeter bumper
- Equipped with 2 rigid and 2 swivel casters



Item#	Deck Size (W x L)	Capacity	Wheel
26834	19" x 29"	330 lb.	4" PVC Casters
26835	24" x 36"	660 lb.	5" PVC Casters

Commercial Platform Truck

- Integrated brake
- Features non-marring polyurethane casters to resist flat spots under load, and 8" smooth-rolling polyurethane casters with polypropylene core
- 360° adjustable caster system allows front caster system to adjust from fixed to variable for full range of maneuverability
- **Metal Platform:** 13-gauge steel platform construction delivers heavy-duty performance
- **Resin Platform:** structural foam with steel frame construction assures rugged use



360° adjustable caster system offers maneuverability

205537

Item#	Size (W x L x H)	Capacity (lb.)	Item#	Size (W x L x H)	Capacity (lb.)
Metal Platform:					
205537	24" x 36" x 40"	1,000	Resin Platform:		
205538	24" x 48" x 40"	1,000	205542	24" x 36" x 40"	1,000
205539	30" x 60" x 40"	1,000	205543	24" x 48" x 40"	1,000
205540	24" x 48" x 40"	2,000	205544	30" x 60" x 40"	1,000
205541	30" x 60" x 40"	2,000	205545	24" x 36" x 40"	2,000
			205546	24" x 48" x 40"	2,000
			205547	30" x 60" x 40"	2,000

These products are shipped directly from manufacturer and do not qualify for free shipping.



Hardwood Dollies

1000 lbs. Load Rated

- Multi-purpose dollies help move materials and equipment with ease
- Durable polyurethane coating assures long-lasting use
- Hard rubber swivel casters ensure smooth transport

Item#	Deck	Deck Dimensions (W x L)	Deck Height	Caster Size
26935	Carpeted End	18" x 30"	5 3/4"	3"
26936	Flush End Open	18" x 30"	5 5/8"	3"
26937	Rubber End	18" x 30"	6 1/8"	4"
26938	Solid Hardwood	18" x 30"	6 1/8"	4"
26939	Solid Hardwood	24" x 36"	6 1/8"	4"



Heavy-Duty Angle Iron Dollies

Towing eye Built to Withstand Tough Jobsite Conditions



- Tough, heavy-duty open frame ensures durability
- Features 2" x 1 1/2" x 1/8" welded flush top and versatile towing eye
- Green powder coat finish is long-lasting
- (4)-double-ball race, swivel casters are welded to the frame and assure great maneuverability

Item#	Deck Dimensions (W x L)	Capacity	Wheels
13200	18" x 30"	1,600 lb.	4" x 1 1/2" Hard Rubber
13208	18" x 30"	2,000 lb.	4" x 1 1/2" Semi-Steel
13210	24" x 36"	1,600 lb.	4" x 1 1/2" Hard Rubber
13212	24" x 36"	2,000 lb.	4" x 1 1/2" Semi-Steel



Hardwood Oak Lever Dolly

- 3" x 5" reversed bevel nose iron is bolted to a sturdy hardwood oak handle
- Rugged semi-steel wheels with reinforced axles
- Best used in pairs

Item#	Handle Length	Load Capacity
15507	60"	3,500 lb.
15508	72"	4,250 lb.
15509	84"	5,000 lb.

These products are shipped directly from the manufacturer and do not qualify for free shipping.



The Auto Dolly Individual V-Grooved Standard Duty Dolly

- V-grooved dolly features 1/4" steel plate construction with durable powder-coat finish
- Polyolefin casters are mar-resistant
- Fully assembled for added convenience



200 lbs. Load Rated

Item#	Dimensions	Item#	Dimensions
198392	8" x 16"	198394	16" x 16"
198393	12" x 16"	198397	16" x 16"

These products are shipped directly from the manufacturer and do not qualify for free shipping.



Adjustable Twin Skate Dolly

- Twin skate dolly helps move odd-sized or irregularly shaped objects, including cabinets, furniture, and machinery
- Center bolt with wing nut on dolly frames enables adjustability from 24"-32"
- Durable, kiln-dried oak platforms are carpeted to protect load
- Each frame features (8)-swivel casters



200 lbs. Load Rated

Item#	Frame Size	Adjustable Size	Deck Height
148133	8 1/2" x 24"	24"-32"	3 1/8"

2 per pack.



PT Series Poplar Dollies

- Hardwood poplar is fully machined on CNC equipment
- 3" swivel casters features double ball, raceway design for superior maneuverability
- Rounded corners reduce damage to walls from accidental bumps and scrapes
- Hand grip slot makes dolly easy to carry



30817

1000 lbs. Load Rated

Item#	Dimensions (W x L)	Deck Height
30816	16" x 16"	4 5/16"
30817	18" x 30"	4 5/16"

These products are shipped directly from the manufacturer and do not qualify for free shipping.



Moving Blankets

- Quilt size covers a large amount of surface area



Item#	Description	Qty/Pkg
202706	All-Weather, Polyester	4
202705	General Duty, Cotton	12



30814

Can be used as a mobile work surface



30815



Plastic Flat Shelf Utility Carts

- Sturdy cart resists rust, dents, chipping, chemicals, and peeling to ensure long-lasting use
- (2)-swivel and (2)-rigid 5" x 1 1/2" casters offer easy mobility and a smooth ride, even on uneven floors
- Easy-to-clean surface makes it great for any industrial, janitorial, and commercial application

Item#	Description	Capacity
30814	2 Shelves	550 lb.
30815	3 Shelves	550 lb.

These products are shipped directly from the manufacturer and do not qualify for free shipping.

Includes handy tool tray for smaller items

Flat Shelf Carts

- Versatile flat shelves are great for moving oversized, bulky objects
- Can be used as a mobile work surface for folding, sorting, or repairs
- Built from durable structural foam that won't chip, peel, rust, or dent
- All-plastic construction ensures easy maintenance and quiet movement



Item#	Dimensions (L x W x H)	Capacity
15439	38 1/2" x 17 1/4" x 38 1/8"	500 lb.
15440	44" x 25 1/4" x 38 1/8"	500 lb.

Please specify color: Beige (BG) or Black (BK).

Convenient design with casters



Wire Rack Pick Carts

- Removable baskets
- 18-gauge, plated tubular construction
- Includes (2)-rigid and (2)-swivel casters



Item#	Dimensions (L x W x H)	Capacity
180352	25" x 20" x 37 1/2"	200 lb.
180354	36" x 23 3/4" x 38 1/2"	250 lb.

These products are shipped directly from the manufacturer and do not qualify for free shipping.



550 lb. Load Rated

Plastic Mobile Carts

- Rugged, industrial strength cart won't rust, dent, chip, or peel, and is easy to clean
- 5" heavy-duty casters, 2 rigid and 2 swivel, provide a smooth ride, even on rough surfaces
- **Tool rack** easily attaches to side rail of the cart to keep items organized
- Holds up to 96 items, and won't warp or bend, even when it's loaded to capacity



Extra Shelf

Item#	Description
27810	34 1/4" L x 17 1/2" W x 32 1/2" H Cart
27811	40" L x 26" W x 32 1/2" H Cart
30810	Shelf for Item# 27810
30811	Shelf for Item# 27811
4707	Tool Rack

These products are shipped directly from the manufacturer and do not qualify for free shipping.

Heavy-Duty Utility/Service Carts

- Sturdy, yet lightweight Duramold structural resin cart won't rust, dent, chip, or peel
- Convenient molded-in tool storage tray and cup holder
- Features 5" non-marking casters, 2 rigid and 2 swivel, for easy maneuverability



15436

Item#	Dimensions (L x W x H)	Capacity
15435	38 1/2" x 17 1/8" x 38 1/8"	500 lb.
15436	44" x 25 1/4" x 38 1/8"	500 lb.

Please specify color: Beige (BG) or Black (BK).



WeatherGuard Cart Armour Anti-Theft Paneling Kits

- Encapsulates mobile truck carts to protect them and their contents against theft
- Interlocking design installs in less than 15 minutes
- Heavy-duty, 16-gauge steel

Cart Sold Separately

Item#	Description	Mfg. Model#
320123	Fits Item# 15436	CA-01
320124	Fits Item# 262894	CA-02
320126	Fits Item# 262896	CA-03

These products are shipped directly from the manufacturer and do not qualify for free shipping.

Material Handling

Trades Carts

- Features 4 compartmentalized boxes and 2 storage bins for all your materials
- **Lockable Cabinet:** fully enclosed to keep tools and materials secure
- Measures 38" x 19 1/4" x 33 1/2"



Item#	Description	Capacity
15443	Cart	330 lb.
15444	Cart w/Lockable Cabinet	330 lb.

Mobile Work Center

- Built-in cord wrap provides storage of extension cords
- Locking bar holds drawers securely in place for added security
- Built-in pegboard keeps tools organized and easy to access
- Five-drawer storage: (1)-2" deep, (2)-4" deep, and (2)-6" deep



Item#	Dimensions (W x D x H)
10527	32.6" x 19.8" x 33.5"

This product is shipped directly from the manufacturer and does not qualify for free shipping.



X-tra™ Carts

- Designed to carry large loads
- 300 lb. total capacity, 100 lb. per shelf
- **Instrument Cart:** equipped with lockable doors and sliding drawers
- 40 5/8" L x 20" W x 37 1/2" H




Item#	Description	Capacity	Color
15426	Utility Cart, Open Sided	300 lb.	White
15427	Utility Cart, Enclosed 3 Sides	300 lb.	White
15428	Instrument Cart	300 lb.	Gray

MOUSE™

Mouse Cart

- This innovative cart uses no power and is great for distribution centers or warehouse tasks, such as order picking, maintenance, janitorial, and material handling
- Operate simply by standing on metallic riding board suspended behind storage cart and pushing off the ground, as on a skateboard or scooter



- Cart is constructed of durable polyethylene plastic
- Tilt-up tray accommodates tall items, while backside storage provides space for clipboards, bags, and smaller objects
- Rounded steering grips promote comfortable operation
- Features (4)-4" rubber casters, including two locking casters at rear of cart, and one swiveling caster at front
- Friction step-brake on end of riding board stops cart smoothly
- Equipped with bell for safety

Item#	Load Capacity
27836	350 lb.

This product is shipped directly from the manufacturer and does not qualify for free shipping.

Executive Service Cart

- Rugged, recyclable polyethylene
- Ergonomic handles offer comfortable use
- Solid, rounded bumpers won't mar walls or furniture



Item#	Dimensions (L x W x H)	Capacity
31199	39" x 21" x 38"	300 lb.



Push Buttons to easily convert to platform truck



Swivel Casters help move cart easily



Depress foot pedal to fold cart for storage



Utility Cart

Folds from 34 1/2" to 10 1/2" for easy storage

Platform Truck

Convertible Utility Cart

- Multi-functional cart quickly changes from utility cart to platform truck with use of push buttons
- Recessed top helps keep items on shelf during transport, while extended deck makes loading lower shelf easier
- Narrow profile allows for navigation through tight doorways and hallways
- Ergonomic handle ensures comfortable operation
- Step-on foot pedal folds cart flat for storage
- Features 5" non-marking casters, including two rear-locking to keep cart safely in place while loading and unloading

Specifications	Dimensions (L x W x H)	Capacity
As Utility Cart	45.2" x 23.8" x 34.4"	400 lb.
As Platform Truck	45.2" x 23.8" x 43.8"	250 lb.

Item#
27776



Poly Bulk Handling Trucks

- Molded from high quality polyethylene resin
- Smooth, seamless design is rugged and virtually indestructible
- Tubular steel base is powder-coated
- (4)-5" casters are bolted to steel caster plates



Item#	Capacity	Dimensions (L x W x H)
12985	38 cu. ft.	49" x 29" x 56"
12987	30 cu. ft.	42" x 28" x 59"
12992	48 cu. ft.	48" x 29 1/2" x 67"
12994	58 cu. ft.	48" x 36" x 67"

Please specify color: Black (BK), Blue (BE), Gray (GY), Green (GN), Red (RD), White (WE), or Yellow (YW). These products are shipped directly from the manufacturer and do not qualify for free shipping.



Poly Box Trucks

- Molded from high quality, dent-resistant polyethylene
- Powder-coated, reinforced tubular steel base
- Empty truck bodies nest approximately 1/3 their depth, conserving floor space



Item#	Cap. Bu.	Dimensions (L x W x H)
13009	12	36 3/4" x 24" x 34 1/2"
13013	16	44" x 29 1/4" x 38"
13016	18	45 1/4" x 28 1/4" x 38"
13018	24	60" x 30" x 36"

Please specify color: Black (BK), Blue (BE), Gray (GY), Green (GN), Red (RD), Yellow (YW), or White (WE). These products are shipped directly from the manufacturer and do not qualify for free shipping.

Material Handling



Heavy-Duty Taper Trucks

- Rugged polyethylene resin construction
- One-piece seamless body
- 3" soft rubber swivel casters



Item#	Cap. Bu.	Dimensions (L x W x H)	Size
27826	12	39" x 28 1/2" x 33"	15 cu. ft.
27827	14	42" x 30" x 32 1/2"	18 cu. ft.
27828	16	42" x 30" x 34 3/4"	19 cu. ft.
27829	20	50" x 34" x 35"	27 cu. ft.

Please specify color: Black (BK), Blue (BE), Gray (GY), Green (GN), Red (RD), White (WE), or Yellow (YW). These products are shipped directly from the manufacturer and do not qualify for free shipping.



Extra Duty Fabric Trucks

- Features fabric handles on both ends
- Steel frame and hardwood runner construction
- Soft rubber 3" swivel casters
- Sturdy yellow Glosstex™ vinyl washes easily and resists mildew



Item#	Dimensions (L x W x H)	Item#	Dimensions (L x W x H)
White Canvas:		Yellow Glosstex™	
27778	35" x 23" x 29"	27782	35" x 23" x 29"
27779	37" x 25" x 34"	27783	37" x 25" x 34"
27780	41" x 29" x 37"	27784	41" x 29" x 37"
27781	49" x 33" x 37"	27785	49" x 33" x 37"

Dandux® Color Reference Chart



WESCO® Plastic Mobile Bulk Containers

- Seamless molded polyethylene construction with .125" thick walls
- Plywood reinforced base
- 2 swivel, 2 rigid, 5" polyurethane casters



Item#	Dimensions (H x W x L)	Gallon	Capacity
19362	30" x 24" x 35 1/2"	64	450 lb.
19363	35" x 28" x 38"	96	550 lb.
19364	37" x 30" x 42"	128	600 lb.
19365	40" x 34" x 46"	160	600 lb.

Please specify color: Blue (BE), Gray (GY), Red (RD), White (WE), or Yellow (YW). These products are shipped directly from the manufacturer and do not qualify for free shipping.



X-CART Collapsible Baskets

- Collapses for handy storage
- Stainless steel, powder-coated frame
- Easy-to-clean detachable vinyl bag
- Quiet casters swivel for superior maneuverability, while bumper guards add extra protection during transport



Item#	Cap. Bu.	Size
281797	4	5 cu. ft.
281798	8	10 cu. ft.
281807	16	19 cu. ft.

These products are shipped directly from the manufacturer and do not qualify for free shipping.

Domed lid
15490



Cube Trucks

- Metal frame design

Item#	Dimensions (L x W x H)	Size	Capacity
Cube Trucks:			
15485	38" x 26" x 28 1/2"	8 cu. ft.	300 lb.
15486	42 3/4" x 28" x 33"	12 cu. ft.	400 lb.
15487	43 3/4" x 31" x 37"	16 cu. ft.	500 lb.
15488	48" x 34 1/2" x 36 1/2"	20 cu. ft.	600 lb.

Domed Lids:

15489	For Item# 15485
15483	For Item# 15486
15490	For Item# 15487
15484	For Item# 15488

These products are shipped directly from the manufacturer and do not qualify for free shipping.

Rugged, long-lasting construction



Material Handling



Tilt Trucks

- Sturdy, plastic construction weighs less than metal
- Constant force design allows even, controlled dumping by one person
- Easy to maneuver through doors and elevators
- **Domed Lids:** keep contents concealed

Item#	Dimensions (L x W x H)	Size	Capacity
-------	------------------------	------	----------

Utility:

15468	56½" x 28" x 38½"	½ cu. yd.	300 lb.
15469	72¼" x 33½" x 43¼"	1 cu. yd.	750 lb.

Standard Duty:

15470	60½" x 28" x 38½"	½ cu. yd.	750 lb.
15471	72¼" x 33½" x 48¼"	1 cu. yd.	1,000 lb.
15472	80½" x 43" x 49½"	1½ cu. yd.	1,000 lb.

Heavy-Duty:

15473	60½" x 28" x 38½"	½ cu. yd.	1,200 lb.
15474	72¼" x 33½" x 43¼"	1 cu. yd.	2,000 lb.

Domed Lids:

15475	For Item#s 15468, 15470, & 15473
15476	For Item#s 15469, 15471, & 15474
15477	For Item# 15472

These products are shipped from the manufacturer and do not qualify for free shipping.



Towable Tilt Trucks

- Equipped with heavy-duty tow bar and hitch pin
- Wide track wheel placement, with 16" pneumatic tires and 6" swivel urethane, non-marking casters
- Industrial grade, powder-coat finish

Item#	Dimensions (L x W x H)	Size	Capacity
262827	60.5" x 28" x 38.6"	½ cu. yd.	1,400 lb.
262835	72.2" x 33.5" x 43.8"	1 cu. yd.	2,100 lb.
262814	80.5" x 43" x 49.5"	1.5 cu. yd.	2,100 lb.

These products are shipped directly from the manufacturer and do not qualify for free shipping.



Utility Tilt Trucks

- Rugged molded polyethylene bin
- 10" polyurethane wheels and 4" swivel casters



Item#	Dimensions (L x W x H)	Size	Capacity
309904	60.75" x 26.5" x 36.5"	½ cu. yd.	450 lb.
309910	72.5" x 29.25" x 43"	1 cu. yd.	1,250 lb.

These products are shipped directly from the manufacturer and do not qualify for free shipping.



Recyclable Tilt Truck

- Heavy-duty, molded polyethylene bin
- 10" polyurethane wheels and 3" swivel casters

Item#	Dimensions (L x W x H)	Size	Capacity
309906	61½" x 26½" x 36½"	½ cu. yd.	850 lb.

This product is shipped directly from the manufacturer and does not qualify for free shipping.



Low Profile Hoppers

- Place under machinery and conveyors to catch and contain scrap, chips, and waste
- Tapered side design eases loading and unloading
- Industrial grade, powder-coat finish
- 5" rubber-on-steel casters

Item#	Dimensions (L x W x H)	Size	Capacity
27853	42" x 26½" x 37"	¼ cu. yd.	1,000 lb.
27854	54" x 30½" x 37"	½ cu. yd.	1,000 lb.

These products are shipped directly from the manufacturer and do not qualify for free shipping.



Tilt Trucks

- Slanted front design eases dumping operation
- One-piece, seamless unit constructed of high-quality polyethylene
- Powder-coated, tubular steel frames are rust-resistant and durable
- Features (2)-heavy-duty, soft rubber rear casters and (2)-standard front wheels for easy mobility
- Ideal for trash collection, parts movement, wood or metal chips, food products, and more

Item#	Dimensions (L x W x H)	Size	Capacity	Caster/Wheel Size
Utility Duty:				
27786	51" x 27" x 36"	½ cu. yd.	300 lb.	3"/10"
27787	68" x 32" x 42"	1 cu. yd.	750 lb.	4"/12"
Standard Duty:				
27788	68" x 31" x 42"	1 cu. yd.	1,000 lb.	4"/12"
27789	81" x 43" x 49"	1½ cu. yd.	1,800 lb.	4"/12"

Please specify color: Black (BK), Blue (BE), Gray (GY), Green (GN), Red (RD), White (WE), or Yellow (YW). These products are shipped directly from the manufacturer and do not qualify for free shipping.

Dandux® Color Reference Chart



Vestil Low Profile Self-Dumping Steel Hoppers

- Convenient pull-cable permits dump operation from fork truck seat
- Full 90° dump angle returns to upright and locked position when lowered to the ground
- Locking chain secures unit to fork lift
- Each fork pocket measures 7"W x 2"H usable



Item#	Volume	Capacity	Weight	Overall Size (W x L x H)
23684	¼ cu. yd.	2,000 lb.		25" x 46" x 18"
23685	¼ cu. yd.	4,000 lb.		25" x 46" x 18"
23686	¼ cu. yd.	6,000 lb.		25" x 46" x 18"
23690	1 cu. yd.	2,000 lb.		49" x 51¼" x 28"
23691	1 cu. yd.	4,000 lb.		49" x 51¼" x 28"
23692	1 cu. yd.	6,000 lb.		49" x 51¼" x 28"
23693	1½ cu. yd.	2,000 lb.		52" x 49" x 40"
23694	1½ cu. yd.	4,000 lb.		52" x 49" x 40"
23695	1½ cu. yd.	6,000 lb.		52" x 49" x 40"

These products are shipped directly from the manufacturer and do not qualify for free shipping.

Vestil Fork Truck Front End Loader

- Beveled front edge
- Manual dump cable
- Includes safety restraint to secure to fork truck
- Unit returns to locked upright position when set down on ground



Item#	Max. Volume	Capacity	Overall Size (W x D x H)
27664	1½ cu. yd.	4,000 lb.	69¼" x 63½" x 22¼"

This product is shipped directly from the manufacturer and does not qualify for free shipping.

Vestil Forklift Work Platforms

- Tine lock prevents platform from sliding off forks
- Handrail is 42"H with 21"H midrail
- Includes: two automatically-closing safety gates, safety restraint to secure platform to fork lift, and trilingual operator safety sign
- **Emergency Stop Button Kit***: allows worker in platform to shut down fork truck power
- **Swivel Caster Kit**: allows for easy movement of platform



*Please note: Installation of junction box (included) on fork truck is necessary to operate emergency stop button.

Item#	Description	Capacity
Standard Work Platform, 60":		
27657	36" x 36"	1,000 lb.
21427	36" x 48"	1,000 lb.
27658	48" x 48"	1,000 lb.
California Compliant Work Platform, 84":		
27659	36" x 36"	1,000 lb.
21428	36" x 48"	1,000 lb.
27660	48" x 48"	1,000 lb.

Accessories:

21429	Emergency Stop Button Kit
21430	4-Piece Swivel Caster Kit
27661	Fluorescent Light Bulb Caddy

These products are shipped directly from the manufacturer and do not qualify for free shipping.

Vestil Self-Dumping Hoppers

- Precision robotic welded steel construction ensures long-lasting use
- Automatically returns to locked position when emptied and includes safety chain
- Pull-cable may be operated from seat of fork truck to start dump cycle
- Horseshoe retaining design allows 85° tilt angle
- Each unit includes a hopper release bumper for "hands-free" dumping



Item#	Volume	Capacity	Weight	Overall Size (W x L x H)
19982	⅓ cu. yd.	6,000 lb.		26" x 51¼" x 38¼"
19983	½ cu. yd.	6,000 lb.		33¼" x 51¼" x 38¼"
19984	¾ cu. yd.	6,000 lb.		31¼" x 61" x 42¼"
19985	1 cu. yd.	6,000 lb.		41¼" x 61¼" x 42¼"
19987	2 cu. yd.	2,000 lb.		56¼" x 68¼" x 51¼"
19988	2 cu. yd.	4,000 lb.		56¼" x 68¼" x 51¼"
19989	2 cu. yd.	6,000 lb.		59¼" x 68¼" x 51¼"
19990	2½ cu. yd.	6,000 lb.		69¼" x 68¼" x 51¼"
19991	3 cu. yd.	2,000 lb.		81¼" x 68¼" x 51¼"
19992	3 cu. yd.	4,000 lb.		81¼" x 68¼" x 51¼"
19993	3 cu. yd.	6,000 lb.		81¼" x 68¼" x 51¼"

These products are shipped directly from the manufacturer and do not qualify for free shipping.

Vestil Portable Steel Dump Hoppers

- Sturdy fork pockets
- Includes safety chain for securing unit to fork truck carriage
- Equipped with (2)-rigid and (2)-swivel 8" x 2" glass-filled nylon casters (one with brake)
- Built-in hinge allows floor-level dumping, for added convenience



Item#	Volume	Capacity	Weight	Overall Size (W x L x H)
-------	--------	----------	--------	--------------------------

Hoppers:

27592	½ cu. yd.	2,000 lb.		35" x 52½" x 37½"
27593	1 cu. yd.	2,000 lb.		58¼" x 52½" x 37½"
27594	1½ cu. yd.	2,000 lb.		59" x 53¼" x 49¼"

Lids:

27596	For 1 cu. yd.
27597	For 1½ cu. yd.

These products are shipped directly from the manufacturer and do not qualify for free shipping.

Vestil Fold Down Fork Truck Work Platform

- Gates on opposite sides provide platform access
- Unique design folds for convenient, low-profile storage and easy, one-hand operation
- Fork truck tine lock and safety restraint secure work platform to fork truck
- Treadplate floor ensures safe footing and has a 1,000 lb. capacity
- Platform: 37"W x 37"L
- Equipped with 4"H toe boards, 38"H handrail, and 23½"H midrail



Item#	Description	Capacity*	Back Height
27639	Standard	600 lb.	69½"
27640	California Compliant	600 lb.	84"
27641	4-Piece Swivel Caster Kit		

These products are shipped directly from the manufacturer and do not qualify for free shipping. *Weight includes operator and contents.

Material Handling

Vestil Fork Truck Extensions

- Designed to fit a maximum fork thickness of 2"
- OSHA requires fork extension length to be no greater than 150% of the length of the fork truck forks

Item#	Fork Truck Fork Width	Extension Length
19959	4"	66"
19960	4"	75"
19961	4"	87"
19962	5"	66"
19963	5"	75"
19964	5"	87"
19965	6"	66"
19966	6"	75"
19967	6"	87"

These products are shipped directly from manufacturer and do not qualify for free shipping. Maximum uniform capacity is 4,000 lb. evenly distributed per pair.



Vestil Forklift Tow Base & Attachments

Item#	Fork Length	Length to Center of Ball	Capacity
Bases:			
12290*	36"	32"	4,000 lb.
12292*	42"	38"	4,000 lb.
12294*	48"	44"	4,000 lb.
Item#	Ball Dia.	Shank Dia.	Capacity
Tow Balls:			
12296*	1 1/8"	1"	2,000 lb.
12298*	2"	1"	5,000 lb.
12300*	2 1/8"	1"	5,000 lb.
Item#	Description		

Accessories:

- 12302* Pintle w/1 1/4" Jaw Opening and 10,000 lb. Trailer Capacity
- 12304 Rigid Hook w/4,000 lb. Capacity
- 12306* Tri-Ball Hitch w/1 1/8", 2", and 2 1/8" Ball Dia.

*These products are shipped directly from the manufacturer and do not qualify for free shipping.

Vestil Fork Truck Lifting Hook Attachments

- Heavy-duty cast steel frame
- Includes safety strap to attach to fork truck carriage
- Forged steel hooks
- **Double Fork:** 20 1/2" maximum fork width

Item#	Hook Type	Maximum Capacity	Usable Fork Pocket (W x H)	Maximum Fork Width
Single Fork:				
26399	Swivel	4,000 lb.	6" x 2 1/4"	6"
Double Fork:				
19971	Swivel	4,000 lb.	6 1/8" x 2 1/2"	6"
19972	Rigid	4,000 lb.	6 1/8" x 2 1/2"	6"
19973	Swivel	10,000 lb.	6 1/8" x 3 1/2"	6"

These products are shipped directly from manufacturer and do not qualify for free shipping.




Liftmaster Econo Booms

- Locking screws on fork pocket keep boom secure on forks
- 24" fork pocket centers
- Includes (1) rigid and (1) swivel lifting hook

144" Reach

Item#	Capacity	Usable Fork Pocket Opening (H x W)
19976	4,000 lb.	2 1/2" x 7 1/2"
19977	6,000 lb.	2 1/4" x 7 1/4"

These products are shipped directly from the manufacturer and do not qualify for free shipping.



Vestil Fork Truck Pole/Ram

- Removable pole saves storage space
- Safety restraint offers secure attachment to fork truck
- Pole diameter: 2.75"

Item#	Capacity	Length	Item#	Capacity	Length
Inverted:					
27665	2,500 lb.	108"	27668	2,500 lb.	108"
27666	2,200 lb.	120"	27669	2,200 lb.	120"
27667	1,800 lb.	144"	27670	1,800 lb.	144"

These products are shipped directly from the manufacturer and do not qualify for free shipping.



Vestil Automatic Eagle Beak™ Drum Lifter

- Safety restraint secures unit to fork truck
- Usable fork pockets: 7 1/2"W x 2 1/2"H
- Suitable for use with open and closed head drums

Item#	Description	Capacity	Size (W x L x H)
27645	Single Drum Unit	1,000 lb	26 1/2" x 46 1/2" x 29"
27646	Double Drum Unit	2,000 lb.	42" x 49 1/2" x 29"

These products are shipped directly from the manufacturer and do not qualify for free shipping.

IRONguard Forklift Spotters

- Bright LED spot beam pattern projects onto the ground, offering a warning to warehouse personnel and visitors
- Item# 159808: 830 lumens, 10-80 VDC
- Item# 253637: 1500 lumens, 10-80 VDC
- Item# 218372: 1200 lumens, 9-64 VDC
- Includes adhesive ties for mounting

Item#	Description	LED Hours
159808	Rear Spotter, Blue	50,000
253637	Front Spotter, White	50,000
218372	Side Spotter, Red	100,000
253638	Safezone Complete Light Kit	50,000-100,000
159809	Mounting Bracket	-





13976

11257



13980



13979

MAASDAM Pow'R Pulls® and Accessories

- 1-piece, precision-cast aluminum alloy wheel ensures durability
- Cold-rolled, high strength, tempered steel frame and handle with rugged drop-forged steel slip hooks
- Equipped with "Notch-At-A-Time" letdown and OSHA recommended safety latches
- **Cable Power Pulls:** galvanized, aircraft quality cable
- **Item# 16341:** features pulley block for added versatility
- **Web Strap Pull:** protects, controls, and conforms to load
- **Item# 13980:** uses 1/2" diameter wear-resistant Dacron™ polyester rope
- Accommodates unlimited length of rope

Item#	Description	Mfg. Model#
Cable Power Pulls:		
13975	1 Ton w/12' Pull	144S-6
13976	2 Ton w/6' Pull	144SB-6
16339	3 Ton w/12' Pull	6000S
16341	4 Ton w/6' Pull	8000SB
Web Strap Pulls:		
13977	1 Ton w/12' Pull	WS-1
13978	2 Ton w/6' Pull	WS-2
13979	1 Ton w/25' Strap	WS-25
Rope Puller:		
11257	w/o Rope	A-0
13980	w/20' Rope	A-20

Premium Nylon & Polyester/Polyolefin Combo Rope




- 3-strand construction assures excellent flex and handling
- Resists chemicals, abrasion, light, and weather
- **Polyester/Polyolefin Combo Rope:** white with 1 black & 1 red tracer
- Provides excellent strength with low stretch

Item#	Size	Min. Tensile Strength
Twisted Nylon Rope:		
17861	3/8" x 600'	3,240 lb.
16816	1/2" x 600'	5,670 lb.
16186	5/8" x 600'	8,910 lb.
Polyester/Polyolefin Combo Rope:		
16190	5/8" x 600'	6,700 lb.
16191	5/8" x 1200'	7,000 lb.

Not to be used for overhead applications.

Campbell® Blu-Krome Utility Chain

- Low carbon steel construction with Blu-Krome finish
- **Single Jack Chain:** ideal for light duty jobs where high strength is not required
- **Inco Double Loop Chain:** perfect for suspending lightweight signs or light fixtures
- **Straight Link Coil Chain:** won't knot or kink, proof tested
- **Straight Link Machine Chain:** great general duty chain, proof tested



Item#	Description	Working Load Limit
Single Jack Chain:		
18019	#10 x 100'	43 lb.
Inco Double Loop Chain:		
18015	#1 x 100'	155 lb.
18016	2/0 x 100'	255 lb.
Straight Link Coil Chain:		
18018	#2 x 100'	310 lb.
18017	2/0 x 100'	520 lb.
Straight Link Machine Chain:		
18013	#2 x 100'	325 lb.
18014	2/0 x 100'	545 lb.

Not to be used for overhead lifting.



General Purpose

Twisted Polypropylene Rope

- **General Purpose:** has good strength with moderate stretch, and good UV resistance
- **Unmanila™:** offers moderate strength with moderate stretch, and excellent knotability
- **California Truck Rope:** possesses good strength, moderate stretch, and good UV resistance
- Black with orange tracer strand



Unmanila™



California Truck Rope

Item#	Size	Packaging	Min. Tensile Strength
General Purpose:			
17862	1/4" x 100'	Polybag	1,125 lb.
17863	1/4" x 600'	Spool	1,125 lb.
17865	3/8" x 600'	Spool	2,430 lb.
17866	1/2" x 600'	Spool	3,780 lb.
17867	5/8" x 600'	Spool	5,580 lb.
17868	3/4" x 600'	Spool	7,650 lb.
Unmanila™:			
17874	1/4" x 600'	Spool	810 lb.
17876	3/8" x 600'	Spool	1,730 lb.
17877	1/2" x 600'	Spool	3,025 lb.
California Truck Rope:			
17869	3/8" x 100'	Polybag	2,500 lb.
17870	3/8" x 600'	Spool	2,500 lb.
17871	1/2" x 100'	Polybag	4,000 lb.
17872	1/2" x 600'	Spool	4,000 lb.

California Truck Rope – Meets California Highway Patrol specs for tie down rope

Campbell® Proof Coil Chain

- Excellent for many general purpose applications
- **Blu-Krome:** packaged in round pails
- **Hi-Viz Orange:** packaged in square pails

(Grade 30) Chain

Item#	Description	Min. Tensile Strength
Blu-Krome Finish:		
17964	3/16" x 250'	800 lb.
17966	1/4" x 141'	1,300 lb.
17967	5/16" x 92'	1,900 lb.
17968	3/8" x 63'	2,650 lb.
17969	1/2" x 40'	4,500 lb.
Hi-Viz Orange:		
17970	5/16" x 75'	1,900 lb.

Not to be used for overhead lifting.



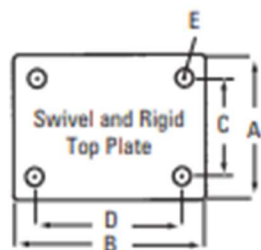
Casters

Multi-purpose...ideal for dollies, office equipment, storage containers, and more!

F Standard Duty Casters

- Rugged 12-gauge steel fork and top plate
- Swivel Casters:** feature 1/2" king pin and double ball raceway
- 2" and 4" swivel casters have a single ball raceway

Wheel Dia.	Tread Width	Wheel Material	Wheel Bearing	Load Cap.	Swivel Item#	Rigid Item#
2"	1"	Soft Rubber	Plain	110 lb.	21691	21697
2"	1"	Polyolefin	Plain	110 lb.	21692	21698
3"	1 1/4"	Semi-Steel	Plain	300 lb.	15107	1701
3"	1 1/4"	Hard Rubber	Plain	250 lb.	15103	21702
3"	1 1/4"	Polyolefin	Plain	250 lb.	15098	
4"	1 3/4"	Polyolefin	Plain	300 lb.	-	21705
4"	1 3/4"	Hard Rubber	Plain	300 lb.	-	21706



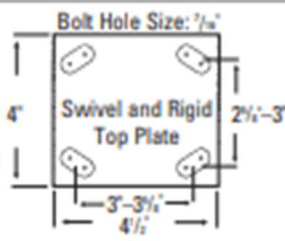
Top Plate Dimension

Wheel Dia.	A	B	C	D	E
2"	1 1/4"	2 1/4"	1 1/4"	2 1/4"	1 1/4"
3"	3 3/4"	4 1/4"	2 1/4"	3 3/4"	1 1/4"
4"	4"	5"	3"	4 1/4"	1 1/4"



F Medium Duty Casters

- Epoxy powder-coat finish resists corrosion for longer life
- Swivel Casters:** equipped with nylon grease seal ring on upper raceway
- Features rugged 3/4" orbital cold forged king pin



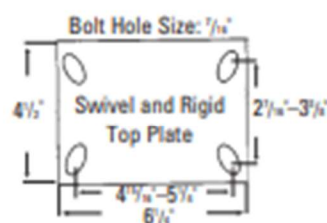
Wheel Dia.	Tread Width	Wheel Material	Wheel Bearing	Load Cap.	Swivel Item#	Rigid Item#
4"	2"	Semi-Steel	Roller	1,000 lb.	15160	15177
4"	2"	Rubber Mold-On/Cast Iron	Roller	290 lb.	15161	15178
4"	2"	Polyurethane/Cast Iron	Roller	600 lb.	15162	15179
4"	2"	Polyolefin	Roller	500 lb.	15163	15180
4"	2"	Phenolic	Roller	800 lb.	15164	15181
5"	2"	Rubber Mold-On/Cast Iron	Roller	350 lb.	15165	15182
5"	2"	Polyurethane/Cast Iron	Roller	700 lb.	15166	15183
5"	2"	Polyolefin	Roller	650 lb.	15167	15184
5"	2"	Phenolic	Roller	1,000 lb.	15168	15185
6"	2"	Rubber Mold-On/Cast Iron	Roller	410 lb.	15169	15186
6"	2"	Polyurethane/Cast Iron	Roller	1,000 lb.	15170	15187
6"	2"	Polyolefin	Roller	750 lb.	15171	15188
6"	2"	Phenolic	Roller	1,200 lb.	15172	15189
8"	2"	Rubber Mold-On/Cast Iron	Roller	500 lb.	15173	15190
8"	2"	High Capacity Rubber Mold-On/Cast Iron	Roller	1,000 lb.	15174	15191
8"	2"	Polyurethane/Cast Iron	Roller	1,200 lb.	15175	15192
8"	2"	Phenolic	Roller	1,200 lb.	15176	15193

Item# 15194 Brake Kit



F Heavy-Duty Casters

- Gray epoxy coat finish resists corrosion for longer use
- Swivel Casters:** features strong, one-piece construction with no welds, and nylon grease seal ring to keep dirt out
- 3/4" king pin

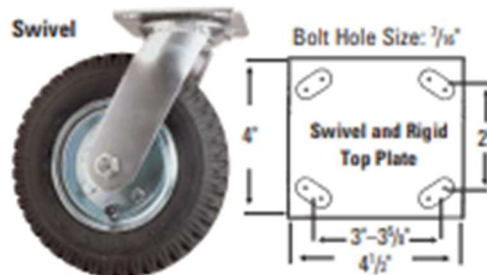

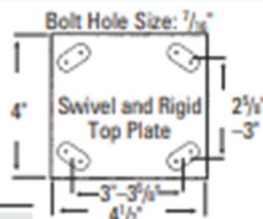


Wheel Dia.	Tread Width	Wheel Material	Wheel Bearing	Load Cap.	Swivel Item#	Rigid Item#
6"	2"	Semi-Steel	Roller	1,200 lb.	21557	21569
6"	2"	Polyurethane Mold-On/Cast Iron	Roller	1,100 lb.	21558	21570
6"	2"	Rubber Mold-On/Cast Iron	Roller	410 lb.	21559	21571
6"	2"	Polyolefin (HD)	Roller	1,200 lb.	21560	21572
6"	2"	Thermoplastic/Rubber	Roller	410 lb.	21561	21573
6"	2"	Polyurethane/Polyethylene	Roller	750 lb.	21562	21574
8"	2"	Semi-Steel	Roller	1,200 lb.	21563	21575
8"	2"	Polyurethane Mold-On/Cast Iron	Roller	1,200 lb.	21564	21576
8"	2"	Rubber Mold-On/Cast Iron	Roller	500 lb.	21565	21577
8"	2"	Polyurethane/Polyethylene	Roller	750 lb.	21566	21578
8"	2"	Thermoplastic/Rubber	Roller	500 lb.	21567	21579
8"	2"	Polyolefin (HD)	Roller	1,200 lb.	21568	21580

Economical Medium/Heavy-Duty Casters

- Reliable, zinc-plated steel fork legs and top plate
- **Swivel Casters:** feature $\frac{3}{4}$ " king pin, double-ball bearing raceways, and grease fitting for smooth operation
- **Rigid Casters:** equipped with sectioned fork legs for added strength

Wheel Dia.	Tread Width	Wheel Material	Wheel Bearing	Load Cap.	Swivel Item#	Rigid Item#
4"	2"	Semi-Steel	Roller	550 lb.	15073	15086
4"	2"	Rubber Mold-On	Roller	310 lb.	15074	15087
4"	2"	Polyurethane/Cast Iron	Roller	550 lb.	15075	15088
5"	2"	Semi-Steel	Roller	660 lb.	15076	15089
5"	2"	Rubber Mold-On	Roller	400 lb.	15077	15090
5"	2"	Polyurethane/Cast Iron	Roller	660 lb.	15078	15091
6"	2"	Semi-Steel	Roller	880 lb.	15080	15092
6"	2"	Rubber Mold-On	Roller	500 lb.	15081	15093
6"	2"	Polyurethane/Cast Iron	Roller	880 lb.	15082	15094
8"	2"	Semi-Steel	Roller	1,100 lb.	15083	15095
8"	2"	Rubber Mold-On	Roller	600 lb.	15084	15096
8"	2"	Polyurethane/Cast Iron	Roller	1,100 lb.	15085	15097



Full Pneumatic Casters

- 4-ply tire with inner tube assures reliable service
- Zinc-plated frame provides added durability
- Great for lumber carts, platform trucks, and landscape equipment
- **Swivel Casters:** equipped with double ball bearing raceway with grease fittings

Provides Air Cushion Ride Over Rough Terrain

Wheel Dia.	Tread Width	Load Cap.	Swivel Item#	Rigid Item#
8"	2 1/2"	300 lb.	15195	15198
10"	3 1/2"	300 lb.	15196	15199
12"	3 1/2"	450 lb.	15197	15203

Replacement Wheels

- **Polyolefin:** non-marking to protect floors, excellent resistance to water and chemicals
- **Mold-On Rubber:** provides excellent resilience and extended use
- **Mold-On Polyurethane:** offers superior impact, shock, and abrasion resistance
- **Semi-Steel:** long-wearing, cast-iron construction provides great performance and resists abrasion
- **Thermoplastic Rubber w/Polyolefin Hub:** assures flexibility in low temperatures
- Provides easy rolling, excellent impact and abrasion resistance, and quiet operation
- **Polyurethane w/Polyurethane Hub:** provides maximum abrasion resistance and a quiet, non-marking ride
- **Phenolic:** most economical wheel for general purpose applications

Wheel Dia.	Tread Width	Load Cap.	Item#
Polyolefin:			
4"	1 1/2"	375 lb.	21593
4"	2"	500 lb.	21594
5"	2"	650 lb.	21595
6"	2"	750 lb.	21596
8"	2"	800 lb.	21597
Mold-On Rubber:			
4"	2"	300 lb.	21598
5"	2"	350 lb.	21599
6"	2"	410 lb.	21600
8"	2"	500 lb.	21601
Mold-On Polyurethane:			
4"	2"	900 lb.	21602
5"	2"	1,000 lb.	21603
6"	2"	1,100 lb.	21604
8"	2"	1,260 lb.	21605
Semi-Steel:			
4"	2"	1,000 lb.	21606
5"	2"	1,000 lb.	21607
6"	2"	1,200 lb.	21608
8"	2"	1,400 lb.	21609

Wheel Dia.	Tread Width	Load Cap.	Item#
Thermoplastic Rubber w/Polyolefin Hub:			
3"	1 1/4"	150 lb.	21610
4"	1 1/4"	250 lb.	21611
4"	2"	300 lb.	21613
5"	1 1/4"	250 lb.	21614
5"	2"	325 lb.	21615
6"	2"	410 lb.	21616
8"	2"	500 lb.	21617
Polyurethane w/Polyethylene Hub:			
3"	1 1/4"	225 lb.	21619
3 1/2"	1 1/4"	200 lb.	21620
4"	2"	500 lb.	21621
5"	1 1/4"	275 lb.	21622
5"	2"	750 lb.	21623
6"	2"	750 lb.	21625
8"	2"	900 lb.	21626
Phenolic:			
4"	2"	800 lb.	21627
5"	2"	1,000 lb.	21628
6"	2"	1,200 lb.	21629
8"	2"	1,400 lb.	21630



NSI**Carton Sealing Tape and Dispenser**

- Delivers superior tensile strength
- Strong adhesion and holding force ensure excellent performance



Item#	Description	Thickness	Rolls/Case
General Purpose:			
22845	2" x 55 yd.	1.70 mil	72
22846	2" x 110 yd.	1.70 mil	72
22847	3" x 110 yd.	1.70 mil	48
Heavy-Duty Production Grade:			
22848	2" x 55 yd.	2.00 mil	72
22849	2" x 110 yd.	2.00 mil	72
22850	3" x 110 yd.	2.00 mil	48
Item#	Fits Core Size		
26320	2"		
26321	3"		



13923

**3M Box Sealing Tapes**

- 3" core fits most dispensers (sold separately)
- **Tartan™ Box Sealing Tape 369:** 1.6 mil, ideal for general purpose packaging
- **Scotch® Box Sealing Tape 371:** 1.9 mil, waterproof, weatherproof tape adheres
- **Scotch® Box Sealing Tape 372:** 2.2 mil thick, resists splitting and edge tearing

Item#	Description	Item#	Description
Tartan™ Box Sealing Tape 369:			
8530	2" x 110 yd.	9609*	2" x 55 yd.
8531	3" x 110 yd.	9610	2" x 110 yd.
Scotch® Box Sealing Tape 371:			
5969*	2" x 55 yd.	8535*	3" x 110 yd.
5970CL	2" x 110 yd.	Item#	Dispenser
5970TN	2" x 110 yd.	13923	For 2" Rolls
9608CL	3" x 110 yd.	13925	For 3" Rolls
9608TN	3" x 110 yd.		

*Please specify color: Clear (CL) or (TN).

Shurtape GS 490 Strapping Tape

- Provides good adhesion, quick stick, and shock resistance
- Resists moisture and solvents
- 0.11 mil thickness

Item#	Size (W x L)
244143	24 mm x 55 m
244144	48 mm x 55 m

**3M Filament Strapping Tape**

- Great for bundling, box sealing, and more
- **Tartan™ Filament Tape 8934:** 4 mil, ideal for light duty applications
- **Scotch® Filament Tape 893:** 6 mil, perfect for heavier sealing needs
- **Dispenser:** accommodates all widths of tapes

Item#	Description	Item#	Description
Tartan™ Filament Tape 8934:			
8886	1/2" x 60 yd.	8889	1/2" x 60 yd.
8887	3/4" x 60 yd.	8890	3/4" x 60 yd.
8888	1" x 60 yd.	8891	1" x 60 yd.
Dispenser			
8892	Dispenser		

**Scotch® Printed Message Tapes**

- **Item# 14211:** clear with red lines and message "Check Seal Before Accepting"
- **Item# 14214:** white with red letters and message "Mixed Merchandise Enclosed"
- **Item# 194382:** white with red letters and message "If Seal is Broken Check Contents Before Accepting"



14211



14214



194382

Item#	Description
14211	Scotch® Security Message Tape, 3199, 2" x 110 yd.
14214	Scotch® Security Tape, 3775, 2" x 110 yd.
194382	Scotch® Security Message Tape, 3771, 48 mm x 100 m

36 rolls per case.

**Pressure-Sensitive Envelopes**

- Keeps invoices and packing lists in plain view
- Reduces the risk of documents getting misplaced

Item#	Description	Size (H x L)
8921	Packing List Enclosed, Panel Style	4 1/2" x 5 1/2"
8923	Packing List Enclosed, Full Face	4 1/2" x 5 1/2"
8924	Invoice Enclosed, Panel Style	4 1/2" x 5 1/2"
8925	Invoice Enclosed, Full Face	4 1/2" x 5 1/2"
8926	Clear Face	4 1/2" x 5 1/2"
8922	Packing List Enclosed, Panel Style	5 1/2" x 7 1/2"

1,000 per case.

3M Post-it® Extreme Notes

- Ultra-strong Dura-Hold™ paper and adhesive sticks to textured surfaces and in tough conditions
- Water-resistant, durable, and writable
- 3" x 3" notes remove cleanly
- Apply to dry surface to hold in wet conditions

Item#
297838

Not recommended for use on paper



45 sheets per pad, 3 pads per pack. Assorted colors.



Stretch Wrap

- Self-clinging for added convenience
- Puncture- and tear-resistant
- 1 1/4" core
- Item#s 8957 and 8958: include free applicator handle with each case

Item# Description

Wrap:

8957 3' x 650', 120 Gauge
8958 5' x 1,000', 80 Gauge

4 rolls per case.

Item# Description

Dispenser:

8962 Applicator Handle for 3' and 5' Rolls



Film Cutters

- Disposable Film Cutter: "Poke and Pull" design
- Tape splitter cuts box tape with ease
- No loose blades for added safety
- Film and Foam Cutter: durable, impact-resistant handle
- Quick, easy, blade change
- Blade storage in handle holds 2 blades
- Includes 3 blades

Item# Description

27575 Disposable Film Cutter
27574 Film and Foam Cutter



Pro Concealed Blade Safety Knife/Film Cutter

- Single edge, carbon tool steel blade is specially honed for superior sharpness and durability
- Impact- and acetone-resistant nylon handle assures comfortable use and easy cleaning
- 4-point blade positioning offers versatility
- Stainless steel tape splitter adds functionality
- Designed for right- or left-handed use

Item# Description

31627 Safety Cutter
31628 Replacement Blades



Twine

- Sisal: biodegradable twine offers added convenience
- Polypropylene: split film adds strength

Item# Description Length

17341 Sisal 2,500'
17342 Polypropylene 8,500'



Sealed Air Bubble Wrap

- Provides more durability than non-barrier bubbles
- Perforated every 12" to reduce waste
- Item# 212098: 18% pre-consumer recycled content

Item# Size

212095 5/16" x 12' x 100'
212096 1/2" x 12' x 65'
212094 3/16" x 12' x 175'
212103 3' x 12' x 30', 12 rolls/case

Sealed Air Recycled Wrap:

212098 5/16" x 12' x 100'



Shipping Supplies

Blown Stretch Wrap

- Versatile, puncture- and tear-resistant blown stretch wrap
- Simple solution for all hand-wrapped applications
- Dispenser sold separately



Item# Description

294266 12" x 1500', 70 Gauge
294267 12" x 1500', 80 Gauge
294268 12" x 1500', 90 Gauge
294269 15" x 1500', 70 Gauge
294270 15" x 1500', 80 Gauge
294271 15" x 1500', 90 Gauge
294272 18" x 1500', 70 Gauge
294273 18" x 1500', 80 Gauge
294274 18" x 1500', 90 Gauge
294275 18" x 1500', 80 Gauge, Black Opaque

4 rolls per case.

Item# Description

Dispensers:

8917 Economy
8918 Deluxe

Cast Stretch Wrap

- Offers excellent load containment
- Ideal for general purpose applications
- 20" rolls have extended core

Item# Description

294302 12" x 1500', 65 Gauge
294304 12" x 1500', 70 Gauge
294307 12" x 1500', 80 Gauge
294309 15" x 1500', 65 Gauge
294311 15" x 1500', 70 Gauge
294312 15" x 1500', 80 Gauge
294258 18" x 1500', 65 Gauge
294259 18" x 1500', 80 Gauge
294313 18" x 1500', 70 Gauge
294261 20" x 1500', 70 Gauge
294264 20" x 1500', 80 Gauge

4 rolls per case.



Machine Length Cast Stretch Wrap

- Clear, quiet wrap provides up to 250% stretch
- Extended length adds versatility

Item# Description

294276 20" x 5000', 70 Gauge
294277 20" x 5000', 75 Gauge
294279 20" x 5000', 80 Gauge
294282 20" x 5000', 80 Gauge, Black Opaque
294285 20" x 6000', 70 Gauge
294289 20" x 6000', 75 Gauge
294295 20" x 6000', 80 Gauge

4 rolls per case.



NSI Professional Utility Knives & Cutters

Item#	Description
Utility Knives:	
22111	Retractable
22126	Deluxe Retractable
22113	Heavy-Duty Fixed Blade
22127	Self-Retracting Safety Knife
218217	Folding
292786	Flip-Open Quick Change Knife
Snap-Off Blade Cutters:	
22115	Metal, Large
22128	Metal, Small
218218	Hi-Vis Plastic Cutter

Item#	Description
Replacement Blades:	
Flip-Open Quick Change Utility Knife:	
292787	100 Pack
8-Point Large Snap-Off:	
22120	10 Pack
13-Point Small Snap-Off:	
22122	10 Pack
22123	50 Count Bulk Pack

WARNING: Cancer and Reproductive Harm— www.P65Warnings.ca.gov

NSI Premium Safety and Utility Knife

- Lightweight, yet durable construction
- Ergonomic grip assures comfortable use
- Self-retracting blade can be locked in place



Item#	Description
32046	Premium Safety and Utility Knife
292787	Replacement Blades (pack of 100)

WARNING: Cancer and Reproductive Harm— www.P65Warnings.ca.gov

NSI Tool Sheaths

- Double canvas construction is reinforced with plastic pocket liner
- Features sturdy steel spring belt clip and belt loop
- Holds retractable and non-retractable knives

Item#	Description
22832	Utility Knife Sheath
22833	Double-Barrel Tool Sheath

Contents not included.

**OLFA** Stainless Steel Self-Retracting Safety Knife

- Easy to clean and sanitize, open stainless steel blade channel
- For right- or left-handed use
- NSF Certified

Item#	Description
173297	Knife
176405	Stainless Steel Blades (pk of 10)

173297

**K** klever Safety Cutters

- Recessed blade prevents contact with fingers, eliminating costly injuries
- Dishwasher safe to help eliminate cross-contamination




Item#	Description
27599	Klever Kutter
27600	Klever Concept
29296	XChange
320897	Klever Concept Plus
29297	Replacement Blade Heads for XChange (10 pack)

Please specify color: Item# 27599: Blue (BE), Black (BK), Orange (OE), Red (RD), or Yellow (YW); Item# 27600: Blue (BE), Red (RD), or Yellow (YW); Item# 320897: Orange (OE), White (WE), or Yellow (YW); Item# 29296: Blue (BE), Orange (OE), Red (RD), or Yellow (YW). 100 per bag.

WESTCOTT SAFETY CUTTERS Safety Cutter

- Durable plastic, glass-filled nylon frame protects against high impact
- Steel blade box plunger assures safe use
- Features inch and metric scale, and thumb rest



Item#	Description
296042	Safety Cutter

Please specify color: Orange (OE), Red (RD), or Yellow (YW). 400 per case.

**PHC** 3-in-1 Safety Cutters

- S5™ and S7: extends to three separate positions for cutting boxes and cardboard
- S5™: integrated film cutter improves worker productivity
- S7: blade and guard extend simultaneously for added safety
- S8: unique ambidextrous twist and rotate design for left and right hand use
- Features dual-fixed steel safety guard and integrated heavy-duty tape splitter

Item#	Description
27547R	S5™ Right Hand Cutter
27547L	S5™ Left Hand Cutter
27548	S5™ Plastic Holster
31664	S7 Safety Cutter
299925	S8 Safety Cutter


Replacement Blades:	
27562	Safety Point, SP-017 (Box of 100)
32203	S7 Film Cutter Blades (Box of 100)
27563	S5™ Film Cutter (Pack of 3)

Markal Industrial Markers

- **Liquid Paint:** uses real paint, dries in 3 minutes **31617**
- **Wet Performance:** permanent, fast-drying paint
- **All Weather[®] Marker:** weather- and UV-resistant marker etches into polyurethane **4433RD**

Item#	Description	Please Specify Ink Color
19490*	Liquid Paint	Aluminum (AM), Black (BK), Blue (BE), Green (GN), Orange (OE), Red (RD), White (WE), or Yellow (YW)
31617*	Wet Performance	Aluminum (AM), Black (BK), Blue (BE), Green (GN), Orange (OE), Red (RD), White (WE), or Yellow (YW)
4433*	Retractable	Black (BK), Red (RD)
19495	All-Weather Medium Tip	Black

*Please specify ink color. 12 per box.



Markal Industrial Markers

- **B Paintstik[®]:** great on any material, surface, or texture
- **F Paintstik[®]:** provides high visibility marking on most surfaces
- **Lumber Crayons:** mark concrete, wood, metal, plastic, rubber, and more
- **China Markers:** ensure smooth writing on a variety of surfaces
- **Carpenter Pencils:** specifically designed for marking wood surfaces

Item#	Description	Please Specify Color
Markers:		
10314	B Paintstik [®]	Black (BK), Red (RD), White (WE), Yellow (YW)
10320	F Paintstik [®]	Blue (BE), Green (GN), Orange (OE), Pink (PK), Red (RD), Yellow (YW)
10327	Lumber Crayon #500	Black (BK), Blue (BE), Red (RD), Yellow (YW)
10332	China Markers	Black (BK), Red (RD), White (WE)

Item#	Description	Item#	Description
Carpenter Pencils:			
10338	Soft Lead	10337	Medium Lead
		10336	Hard Lead

Packaging information: Item# 10314–12 per box, 144 per case (one color); Item# 10320–12 per box, 72 per case (one color); Item# 10327–12 per box, 48 per case (one color); Item# 10332–72 per case (one color); Item#s 10338, 10337, 10336–144 per case.

Portable Heat Sealers

- **Poly Heat Sealer:** ideal for poly bags and other thermoplastic materials
- Securely seals polyethylene and polypropylene up to 6 mil thick
- 1/8" seal width
- **Direct Heat Sealer:** seals cellophane, coated aluminum foil, kraft paper, and other thicker materials
- 1/8" seal width
- Dual temperature: 215°F and 350°F

Item#	Description
14983	6" Poly Heat Sealer
14985	6" Direct Heat Sealer



Lightweight and Easy to Carry Anywhere

Shipping Supplies



CLEAR 2 mil Reclosable Bags

- Reclosable top seal assures reliability

Item#	Size (W x L)	Qty/Case
2 Mil:		
15979	2" x 3"	1,000
15980	3" x 3"	1,000
15981	3" x 4"	1,000
15982	3" x 5"	1,000
15983	3" x 6"	1,000
15984	4" x 4"	1,000
15985	4" x 6"	1,000
15986	4" x 8"	1,000
15987	5" x 7"	1,000
15988	5" x 8"	1,000
15989	5" x 10"	1,000
15990	6" x 6"	1,000
15991	6" x 8"	1,000
15992	6" x 9"	1,000
15993	6" x 10"	1,000
15994	8" x 8"	1,000
15995	8" x 10"	1,000
15996	9" x 12"	1,000
15997	10" x 12"	1,000
15998	10" x 13"	1,000
15999	12" x 15"	1,000
16000	13" x 15"	1,000
16001	Assortment Pack	1,000

CLEAR 2 mil Reclosable Bags with White Block

- 2 mil thick with easy to write on white label
- **Assortment pack** contains 200 of each: 2" x 3", 3" x 5", 4" x 6", 5" x 8", and 6" x 9"

Item#	Size	Qty/Case
16016	2" x 3"	1,000
16017	3" x 4"	1,000
16018	3" x 5"	1,000
16019	4" x 6"	1,000
16020	5" x 8"	1,000
16021	6" x 9"	1,000
16022	8" x 10"	1,000
16023	9" x 12"	500
16024	Assortment Pack	1,000

Poly Bags on a Roll

- Open at one end, sealed at the other
- Easy-tear perforations between bags

Item#	Size (W x L)	Mil Gauge	Bags/Roll
Poly Bags:			
15931	36" x 48"	3	200
15932	21" x 30"	4	330
15933	32" x 48"	4	100
Twist Ties:			
15934	4" Paper		
15935	5" Paper		
15936	6" Paper		
15937	8" Paper		
15938	4" Plastic		

2,000 ties per box.



Shipping Supplies



16072



16073



13205



16068



16071

16070

Hand Grade Plastic Strapping and Accessories

- **Strapping:** 1/2" coil width, 16 x 6 core size
- **Black Polypropylene Strapping:** ideal for light duty palletizing, unitizing, carton closing and bundling
- **Black Polyester Strapping:** high strength for use with heavy-duty loads
- **Open Seals:** joins the beginning and end point of the strap
- **Metal Buckles:** ensures easy threading and features exclusive "S" lock to maximize holding power
- **Manual Sealer:** secures the strap; use with open seals
- **Manual Tensioner:** tightens strapping around the package before sealing
- **Steel Strap Cutters:** easily slides under the tightest strapping or staple

Item#	Description	Length	Cuts Flat Steel Strap up to:	Cuts Round Steel Tie Wire up to:
13205	Steel Strap Cutters	9"	3/4" x .035"	.80"
Item#	Strapping	Length	Break	
16067	Black Polypropylene	9,000'	300 lb.	
16068	Black Polypropylene	7,200'	500 lb.	
16069*	Black Polyester	5,800'	775 lb.	

Accessories:

16070	Open Seals, Box of 1,000	1/2"
16071	Metal Buckles, Box of 1,000	1/2"
16072	Manual Sealer	1/2"
16073	Manual Tensioner	to 3/4"

*This product is shipped directly from the manufacturer and does not qualify for free shipping.

Manual Plastic Strapping Kits

- **Strap Pac Light Duty:** includes 3000' x 1/2" strap, (300) wire buckles, (1) hand pull tensioner
- **Econo Pac™ Regular Duty:** comes with 9000' x 1/2" strap, (1000) 1/2" seals, (1) tensioner, and (1) sealing tool
- **Econo Pac™ Heavy-Duty:** includes 7200' x 1/2" strap, (1000) 1/2" seals, (1) heavy-duty tensioner, and (1) sealing tool



16061



16062

Item#	Description	Break Strength
16061	Strap-Pac Light Duty	300 lb.
16062*	Econo Pac™ Regular Duty	300-400 lb.
16063*	Econo Pac™ Heavy-Duty	500 lb.

*This product is shipped directly from the manufacturer and does not qualify for free shipping.

Heavy-Duty Strapping Dispenser

Large Tray Keeps Your Tools Handy

- Sturdy continuous handle, heavy-duty frame
- 10" semi-pneumatic wheels with automatic brakes allow easy mobility
- Accommodates 16" core coils in face sizes up to 6"

Use with steel or nonmetallic strapping



Item#

16074

This product is shipped directly from the manufacturer and does not qualify for free shipping.

Steel Strapping Kits

- Refillable for greater savings
- Handy kits include: (1) heavy-duty dispenser and tool holder, (2) 200' coils of steel strapping, (1) heavy-duty tensioner, (500) open seals, (1) sealing tool, and (1) strap cutter



Item#

Size

16064* 1/2" x .020

16065* 3/8" x .020

16066* 3/4" x .020

Replacement Strapping:

19521 1/2" x .020

19522 3/8" x .020

19523 3/4" x .020

*This product is shipped directly from manufacturer and does not qualify for free shipping.

Plastic Strapping Tools

- Battery-powered tool tensions, seals, and cuts strap in one easy operation
- **Item# 287979:** two modes of operation add versatility
- Accommodates polyester strap sizes: 1/2"W x .020"-.030" thick (12mm, .5mm-.76mm)
- Use with polyester strap sizes: 1/2"W x .020"-.040" thick (12mm, .5mm-1.0mm)
- Tension capability: 550 lb.
- **Item# 291050:** ideal for heavy-duty and high tension applications
- Best for use with polyester strap size: 1/2"-3/4"W x 0.20"-.040" thick (12mm-16mm, .5mm-1.0mm)
- Tension capability: 700 lb.
- Both models include: (2) batteries and (1) battery charger



Item#

Description

Tools:

287979 Light Duty

291050 Heavy-Duty

Polyester Strapping:

16069 1/2" x .025" x 5800'

291051 3/4" x .030" x 3600'

These products are shipped directly from the manufacturer and do not qualify for free shipping.

BEADAM[®] Latitude Compact Bench Scale

- Overload protection helps prevent damage to internal components
- Rugged construction with sealed keypad protects against dirt and spills
- Vivid, backlit LCD display is easily visible in any lighting conditions



Item#	Capacity
320902	6 lb.
320903	12 lb.
320904	65 lb.

BEADAM[®] IHS Crane Scale

- Rotating hook allows easy access while loading, safely locks in place during weighing
- Remote control assures safe, hands-free operation
- Sealed keypad protects against dirt and spills
- Bright LED display offers clear viewing in most environments

Item#	Capacity
320905	2,000 lb.
320909	6,000 lb.
320906	10,000 lb.



320905

BEADAM[®] LHS Crane Scale

- Rugged construction stands up to industrial use
- Remote control adds safety and convenience
- Lightweight design simplifies transport and portability
- Rotating hook offers easy access, locks in place during weighing
- Hold function freezes displayed weight
- Zero-tracking ensures display returns to zero reading

Item#	Capacity
320913	1,000 lb.
320915	3,000 lb.
320918	4,000 lb.



320913

BEADAM[®] SHS Crane Scale

- Remote control offers safe, convenient, hands-free use
- Rugged construction is ideal for industrial applications
- Rotating hook assures easy access while loading, locks in place while weighing
- Features hold function, zero-tracking and bright LED display

Item#	Capacity
320921	100 lb.
320919	300 lb.
320920	600 lb.



pelouze[®] TOP SELLER

Shipping Supplies

Shipping and Receiving Scales

- Low profile design allows packages to slide easily onto weighing platform
- Auto shut-off when not in use
- LCD panel is on 9' cable and wall mounts for easy access and readability
- Pound-kilogram selection switch adds convenience
- Operates on AC adapter (included) or (1)-9-volt battery (not included)
- Measures in increments of .2 lb./0.1 kg



Includes AC adapter

Item#	Capacity
16078	150 lb.

Platform measures 12" x 12" x 2 1/4"

Multimeter Utility Scales

- Large, easy-to-read dial can be viewed from top or side
- Durable, 18-gauge steel construction with reinforced ribbed platform
- Reliable rack and pinion weight mechanism provides precise measurements in 1 lb. increments
- Scale reading can be locked when large package blocks display
- Features convenient carry handle, non-skid feet, and shatterproof lens



Offers rugged construction and reliable measurements

Item#	Capacity
16084	100 lb.
16085	250 lb.

BEADAM[®] Dune Digital Electronic Scales

- Sturdy plastic construction and splash-proof keypad ensure accurate readings inside and outside
- Convenient auto-off after 4 minutes of inactivity saves battery life
- Features auto external calibration through the keypad, easy-to-read LCD display, AC adapter, low battery indicator, and overload indicator
- Removable 5.8" x 5.8" plastic pan allows easy clean-up
- Item# 29130 measures grams and ounces
- Item# 29131 measures grams, ounces, and pounds



Item#	Capacity
29130	200 Gram (.5 lb.)
29131	2000 Gram (4.4 lb.)

Simple 3-Button Operation
















































pelouze[®] Platform Scale

- Heavy-duty steel construction
- Features 30° angled, easy-to-read, shatter-resistant lens
- Temperature-compensated for use in refrigerated prep rooms
- Zero-adjust knob assures precise reset



















Item#	Capacity
320924	100 lb.
320923	200 lb.

ADMITTANCE & EXIT

 30419	 29803	 29804	 30420	 30421	 29805
 29806	 30424	 30425	 29807	 30427	 29808
 30428	 29809	 30429	 29810	 29812	 29813
 29814	 29815	 29816	 29817	 29818	 29819
 29820	 29821	 29822	 29823	 29824	 29825
 29826	 29827	 29828	 29829	 29830	 29831
 29832	 30431	 30432	 30433	 29833	 29834
 29835	 30434	 29836	 29837	 29838	 29839

CHEMICALS & HAZARDOUS MATERIAL Continued

 30446	 29866	 29867	 30447	 29868	 30448
 29869	 29870	 29871	 29872	 29873	 29874
 29875	 29876	 29877	 29878	 29879	 29880

CONFINED SPACE

 30449	 29885	 30450	 30451	 29886	 29887
 29888	 30452	 29889	 30453	 29890	 30454

ELECTRICAL

 30455	 30456	 29891	 30457	 30458	 30459
 29892	 29893	 29894	 29895	 30460	 29896
 29897	 29898	 29899	 29900	 29902	 30461

EQUIPMENT, MACHINERY & OPERATIONS



FIRE & EMERGENCY



FIRST AID



HOUSEKEEPING



LOCKOUT/TAGOUT



PERSONAL PROTECTIVE EQUIPMENT



RADIATION & LASER



Emergency Exit Signs and Lights

- All lights feature test switch, low-voltage battery cut-off, & brownout sensitivity
- Item# 23342:** features flame-retardant housing with universal mount and high-intensity tungsten lamps. Adjustable bulb angle puts light right where you need it. Equipped with LED power-on indicator and universal mount. Automatic charger eliminates battery recycling. Hardwired.
- Item#s 23339 and 23340:** lightweight, yet durable plastic construction with universal mount and directional arrow snap-outs. LED lamps have a 25-year service life. Features LED power-on indicator. 5-year manufacturer's warranty.
- Item# 23341:** double-faced sign has flame-retardant, high impact, thermoplastic housing, universal mount, and directional snap-outs. Two high-intensity tungsten lamps provide up to 2,000 hours of use. Universal mount and stencil.
- All emergency signs and lights are UL listed

Item#	Description
23342	Windsor Emergency Light
23339*	LED Lamp
23340*	LED Lamp w/Battery Back-Up
23341*	Combination Emergency Light/Exit Sign

*Please specify lettering color: Green (GN) or Red (RD).



23339

Lights Your Way
to Safety



23342



23341



15019



15106



15021



15023



15025



15027



15029



15031



Glo-In-The-Dark Safety Signs

Direct people to safety during power failures.

- Hi-vis signs have glow rating up to 10 hours and are reactivated by light
- Lumi-Glow™ material assures excellent visibility
- Self-Adhesive:** resists abrasion, moisture, chemicals, and UV light
- Item# 15202:** bonded to .10" thick rigid, high impact plastic
- Projects 45° for optimum visibility



15136



15152



15148



15150



15140



15156



15144



15202



15158

Item#	Legend	Size
Self-Adhesive:		
15136	Fire Extinguisher	10" x 7"
15138	Fire Extinguisher	14" x 10"
15140	Exit	7" x 10"
15142	Exit	10" x 14"
15144	Not An Exit	7" x 10"
15146	Not An Exit	10" x 14"
15148	Exit, Left Arrow	10" x 14"
15150	Exit, Right Arrow	10" x 14"
15152	Fire Hose	7" x 10"
15154	Fire Hose	14" x 10"
15156	Emergency Exit Only	7" x 14"
15158	Fire Extinguisher, Vertical	12" x 4"
15200	Fire Extinguisher, Vertical	18" x 4"
Projection™:		
15202	Exit	8" x 12" panels



Projection™ Signs

- Constructed of .10" thick high impact plastic
- Over-laminate protects images on panels, ensuring long use
- Two panel sign projects out from wall at a 45° angle, allowing viewing from front and sides
- Double-flanged with pre-drilled mounting holes and screws, or use self-adhesive foam tape (included)

Item#	Legend	Panel Size
15019	Fire Extinguisher (Red)	6" x 5"
15106	Fire Extinguisher (White)	12" x 9"
15021	No Smoking	6" x 5"
15023	Lock Out Safety Center	6" x 5"
15025	Eye Wash	6" x 5"
15027	First Aid	6" x 5"
15029	SDS	8" x 12"
15031	Exit	8" x 12"



Fire Extinguisher Awareness Signs

- 4 mil sign with peel-off backing is moisture-resistant



15102



15104



30471



15079

Item#	Description	Size
15079	Fire Extinguisher, Vertical	18" x 4"
30471 V710	Fire Extinguisher w/Arrow	7" x 10"
15102	Fire Extinguisher, Column Marker	12" x 24"
15104	Fire Extinguisher Inside	5" x 7"



Carts and Barriers

- **Cart packages** include: 5 stanchions, 5 bases, and 5 retractable belts
- Twist-lock system keeps stanchion secure for reliable use
- **Belts** measure 2½" x 15'
- **Magnetic wall mount barriers** feature magnet and built-in suction cup
- Great for quick closure of docking doors, elevators, bathrooms, electrical rooms, and more
- **Stanchions** can be used in both soft ground, or in bases for hard surfaces
- Stanchions adjust up to 42"H
- **Bases** can be filled with water or sand



Item#	Belt	Belt Color
Cart Packages:		
95249	Caution	Yellow
95255	Caution-Cuidado	Yellow
95257	Authorized Personnel Only	Yellow
95258	Diagonal Stripe	Yellow/Black
95261	Restricted Area	Red
95262	Danger-Keep Out	Red
162963	Do Not Enter-Arc Flash Boundary	Red
Retractable Belts:		
95273	Caution	Yellow
95274	Caution-Cuidado	Yellow
95275	Diagonal Stripe	Yellow/Black
95276	Authorized Personnel Only	Yellow
95278	Restricted Area	Red
95279	Danger-Keep Out	Red
162964	Do Not Enter-Arc Flash Boundary	Red

Item#	Belt	Belt Color
30' Magnetic Multi-Surface Wall Mount Barriers:		
162965	Caution	Yellow
162966	Caution-Do Not Enter	Yellow
162967	Authorized Personnel Only	Yellow
162968	Cleaning in Progress	Yellow
162969	Out of Service	Yellow
162971	Diagonal Stripe	Yellow/Black
162972	Restricted Area	Red
162973	Danger-Keep Out	Red
162974	Danger-High Voltage-Keep Out	Red
162975	Do Not Enter-Arc Flash Boundary	Red
162977	Danger-Fork Lift Traffic	Orange
Accessories:		
95263*	Plastic Stanchion	
95271	Plastic Banner Base	
95272	Wall Mount Kit	

*Please specify color: Red (RD) or Yellow (YW). These products are shipped directly from the manufacturer and do not qualify for free shipping.

Mr.Chain Plastic Chain

- 2" #8 plastic link chain
- Lightweight, weatherproof construction
- **Master Link:** connects 2 pieces of chain together for greater versatility



Item#	Description	Item#	Description
157711*	50' Chain	17858	Chain, Red/White
17857*	100' Chain	17859†	Master Link (pk of 2)
157713**	500' Chain		

*Please specify color: Black (BK), Red (RD), White (WE), or Yellow (YW). **Available in Red or Yellow, only. †Not available in Red. Note: Not for load bearing or overhead use.

Vinyl Marking Tapes

- Vinyl, adhesive-backed tapes resist oil, dirt, and chemicals
- Tapes with **warning stripes** are abrasion-resistant and highly visible
- Warning stripes comply with OSHA color requirements
- **Floor tape applicator** sold separately

Item#	Description
14610*	Solid color, 2" x 36 yd.
14611**	Warning Stripes, 2" x 18 yd.

*Please specify color: Red (RD), White (WE), or Yellow (YW). 24 rolls per case.

**Please specify color: Black/White (BKWE), Red/White (RDWE), or Yellow/Black (YWBK). 30 rolls per case.

Item#	Description
8326	Floor Tape Applicator



Lamba Systems Four-Sided Warning Cones

- Ideal for use anywhere slip protection is required




Item#	Legend	Item#	Legend
25" Cones:			
5710	Plain	5713	Plain
5711	Caution Wet Floor	5714	Caution Wet Floor
5712	Bilingual Wet Floor	5715	Caution Safety Firs

Item#	Description
5716	Plastic Yellow Chain (20')

Mr.Chain Plastic Chain Stanchions

- **Flat Base:** allows use of continuous piece of chain and features 3" ball-top
- **Heavy-Duty:** features 4½" ball-top, and includes c-hooks
- Does not allow for continuous piece of chain
- **Extreme Duty:** HDPE construction contains UV inhibitors to resist fading
- Contains 2-gallon bladder for ballast



Heavy-duty bases can be filled & weighted for greater stability

Item#	Description	Height
17854	Flat Base	40"
17855	Heavy-Duty w/C-Hook	40"
157716*	Extreme Duty (pack of 2)	46.5"

Please specify color: Black (BK), Red (RD), Yellow (YW), or White (WE). *Please specify color: Black/Yellow (BKYW) or Yellow (YW).

Shelving



Shelving Systems

- Chrome finish resists corrosion
- No tools needed for assembly




Item#	Unit Size (D x W x H)	Bins	Bin Size (L x W x H)	Shelves
25738	24" x 42" x 74"	8	23 1/2" x 18 1/2" x 12"	5
25737	24" x 36" x 74"	10	23 1/2" x 16 1/2" x 11"	6
25736	24" x 36" x 74"	15	23 1/2" x 11" x 10"	6
25735	24" x 36" x 74"	21	23 1/2" x 11" x 7"	8
25734	24" x 36" x 74"	24	23 1/2" x 8 1/2" x 9"	7
25733	24" x 36" x 74"	28	23 1/2" x 8 1/2" x 7"	8

Please specify bin color: Blue (BE), Red (RD), or Yellow (YW). These products are shipped directly from the manufacturer and do not qualify for free shipping.



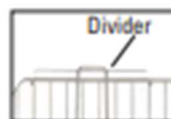
Zinc Wire Shelving

- **Starter Units** include: 4 shelves and 4 posts
- **Extra Shelves:** allow you to customize the shelving to your storage needs



Size (W x D)	Item# (63"H)	Item# (74"H)	Item#
Starter Units:			
30" x 18"	18263	18273	—
36" x 18"	18264	18274	18344
48" x 18"	18265	18275	18345
60" x 18"	18266	18276	18346
72" x 18"	18267	18277	18347
Extra Shelves:			
30" x 21"	25990	26012	26056
36" x 21"	25991	26013	26057
48" x 21"	25992	26014	26058
60" x 21"	25993	26015	26059
72" x 21"	25994	26016	26060
30" x 24"	18268	18278	18348
36" x 24"	18269	18279	18349
48" x 24"	18270	18280	18350
60" x 24"	18271	18281	18351
72" x 24"	18272	18282	18352

These products are shipped knocked down directly from the manufacturer and do not qualify for free shipping.



Wire Stacking Baskets

- Movable dividers, sold separately
- Dolly base, sold separately



Basket Dimensions (W x L x H)

25717	14" x 36" x 9"
25718	14" x 48" x 9"
25719	20" x 36" x 9"
25720	20" x 48" x 9"
25721	20" x 36" x 12"
25722	20" x 48" x 12"

Item# Description

Dividers:

25723	For Item#s 25717 & 25718
25724	For Item#s 25719 & 25720
25725	For Item#s 25721 & 25722

Dolly Bases:

25726	For Item#s 25719 & 25721
25727	For Item#s 25720 & 25722

These products are shipped directly from the manufacturer and do not qualify for free shipping.



Chrome Wire Shelving

- Lipped edges prevent contents from rolling off
- All-welded construction is supported by architectural wire trusses, ensuring durability
- Includes: (4)-shelves, (4)-posts, hardware, and leveling feet for uneven floors



Size (W x D)	Item# (63"H)	Item# (74"H)
36" x 12"	2129	2154
48" x 12"	2131	2158
60" x 12"	2133	2160
72" x 12"	2135	2163
36" x 18"	2137	2169
48" x 18"	2139	2172
60" x 18"	2141	2179
72" x 18"	2143	2185
36" x 24"	2145	2187
48" x 24"	2147	2189
60" x 24"	2149	2191
72" x 24"	2151	2193

These products are shipped directly from the manufacturer and do not qualify for free shipping.



Cantilever Direct Wall Mounted Wire Shelving



- Durable, all-welded steel wire construction and nickel chrome finish
- Includes 2 wall brackets for assembly

Item#	Dimensions (W x L)	Item#	Dimensions (W x L)
28149	14" x 24"	28155	18" x 24"
28151	14" x 30"	28156	18" x 30"
28152	14" x 36"	28157	18" x 36"
28153	14" x 42"	28158	18" x 42"
28154	14" x 48"	28159	18" x 48"



Open Wire Shelf Truck

- Attractive, open wire design allows air circulation to reduce dust accumulation and provide visibility
- 63" high posts
- Includes: plastic sleeves, donut bumpers, and 4 swivel 5" dia. casters



Dimensions (D x W)	Item# (Zinc)	Item# (Chrome)
18" x 36"	18423	18429
18" x 48"	18424	18430
18" x 60"	18425	18431
24" x 36"	18426	18432
24" x 48"	18427	18433
24" x 60"	18428	18434

These products shipped knocked down directly from the manufacturer and do not qualify for free shipping.

50 INDUSTRIAL DuraShelf® Shelving and Storage

- Rugged shelving system can be built up, out, or both
- Rigid, high-density polyethylene panels are 2 1/2" thick for dependable, long-lasting use
- **Grid top** allows liquids to flow through, prevents dust build-up, and promotes air circulation
- **Solid top** offers higher weight capacity and small parts storage, and minimizes cross contamination between shelves
- Chemical-resistant construction is ideal for many applications, including hazmat and corrosives storage



Size (W x D)	Item#	51" 3-Shelf Capacity	Item#	75" 4-Shelf Capacity
Grid Top Shelving:				
36" x 16"	2085	500 lb.	2099	675 lb.
36" x 24"	2087	750 lb.	2101	1,000 lb.
48" x 24"	2091	1,015 lb.	2105	1,375 lb.
66" x 24"	2093	1,390 lb.	2107	1,850 lb.
96" x 16"	2095	1,350 lb.	2109	1,800 lb.
96" x 24"	2097	2,025 lb.	2111	2,700 lb.
Solid Top Shelving:				
36" x 24"	2113	990 lb.	2121	1,320 lb.
48" x 24"	2115	1,330 lb.	2123	1,760 lb.
66" x 24"	2117	1,820 lb.	2125	2,420 lb.
96" x 24"	2119	2,650 lb.	2127	3,540 lb.

These products are shipped directly from the manufacturer and do not qualify for free shipping.

50 INDUSTRIAL Dunnage-Rack™ Modular Plastic Storage Racks

- Flow-through top
- 12" leg posts allow cleaning underneath shelves
- Waterproof, high density polyethylene system resists oils, salts, acids, solvents, and most chemicals



Item#	Dimensions (L x W x H)	Capacity
18180	36" x 24" x 12"	500 lb.
18181	66" x 24" x 12"	1,000 lb.
18182	96" x 24" x 12"	1,500 lb.
18183	96" x 36" x 12"	2,000 lb.

These products are shipped directly from the manufacturer and do not qualify for free shipping.

Shelving

QUANTUM STORAGE SYSTEMS Chrome Slanted Wire Shelving with Bins

- Corrosion-resistant chrome finish
- Sloped shelves for easier product rotation and gravity feed
- 5 slanted and two horizontal shelves per unit



Unit Size (D x W x H)	Bin Size (D x W x H)	Bins	Item#	Item#
			Stationary:	Mobile:
18" x 36" x 74"	17 1/2" x 4 1/2" x 4"	48	25761	25765
18" x 36" x 74"	17 1/2" x 6 1/2" x 4"	30	25762	25766
18" x 36" x 74"	17 1/2" x 8 1/2" x 4"	24	25763	25767
18" x 36" x 74"	17 1/2" x 11 1/2" x 4"	18	25764	25768

Please specify bin color: Blue (BE), Red (RD), or Yellow (YW). These products are shipped directly from the manufacturer and do not qualify for free shipping.

QUANTUM STORAGE SYSTEMS Quickpick Bin Mobile Wire Cart

- Stainless steel with chrome finish
- Offers two-sided access to materials
- Four casters, 2 with brakes and 2 without brakes



Item#	Overall Dimensions (L x W x H)	Bin Dimensions (D x W x H)	Bins
2-Shelf Units:			
25791	18" x 36" x 40"	12 1/2" x 6 1/2" x 5"	10
25792	18" x 36" x 40"	12 1/2" x 8 1/2" x 5"	8
25793	18" x 36" x 40"	18 1/2" x 6 1/2" x 7"	10
25794	18" x 36" x 40"	18 1/2" x 8 1/2" x 7"	8
3-Shelf Units:			
25795	18" x 36" x 40"	12 1/2" x 6 1/2" x 5"	15
25796	18" x 36" x 40"	12 1/2" x 8 1/2" x 5"	12
25797	18" x 36" x 40"	18 1/2" x 6 1/2" x 7"	15
25798	18" x 36" x 40"	18 1/2" x 8 1/2" x 7"	12

Please specify bin color: Blue (BE), Red (RD), or Yellow (YW). These products are shipped directly from the manufacturer and do not qualify for free shipping.



Lifestor® Cold Storage Shelving with Microgard® Coating

- High-density polymer shelves are coated to resist growth of bacteria, mold, and mildew
- Epoxy coating protects against cracking and degradation in cold environments



Unit Size (W x D x H)	Item#	Item#
	Starter Units:	Add-On Units:
18" x 30" x 63"	28181	28211
18" x 36" x 63"	28182	28212
18" x 48" x 63"	28183	28213
23" x 30" x 63"	28186	28216
23" x 36" x 63"	28188	28217
23" x 48" x 63"	28189	28218

These products are shipped directly from the manufacturer and do not qualify for free shipping.

Shelving

Interlake
MECALUX

Pallet Racking

- Fully welded steel construction
- Piston lock frame-to-beam connection sets and locks automatically, and protects against accidental beam displacement
- Teardrop frame design allows shelf adjustment in 2" increments
- Row Spacer:** connects to frames and adds support and even spacing to rows placed back to back
- Pre-galvanized finish
- Crossbars:** fit beams with a 1/8" step to prevent spreading

Lifetime
MANUFACTURER
WARRANTY



Roll-in crossbar
Flanged crossbar
Row spacer
Frame protector



Item#	Dimensions (D x H)	Capacity
Frames:		
28361	42" x 96"	19,300 lb.
28363	42" x 120"	19,300 lb.
28371	42" x 120"	23,000 lb.
28365	42" x 144"	19,300 lb.
28373	42" x 144"	23,000 lb.
28376	48" x 192"	23,000 lb.
28362	48" x 96"	19,300 lb.
28364	48" x 120"	19,300 lb.
28372	48" x 120"	23,000 lb.
28374	48" x 144"	23,000 lb.

Item#	Dimensions (L x H)	Capacity
Beams:		
28441	96" x 3 1/2"	4,130 lb.
28442	96" x 4"	5,030 lb.
28444	108" x 3 1/2"	3,330 lb.
28448	120" x 4 1/2"	4,320 lb.
28450	120" x 5"	5,630 lb.
28452	144" x 5"	4,020 lb.
28453	144" x 5 15/16"	5,970 lb.
28454	144" x 6 1/8"	7,270 lb.
28455	144" x 6 3/8"	9,650 lb.

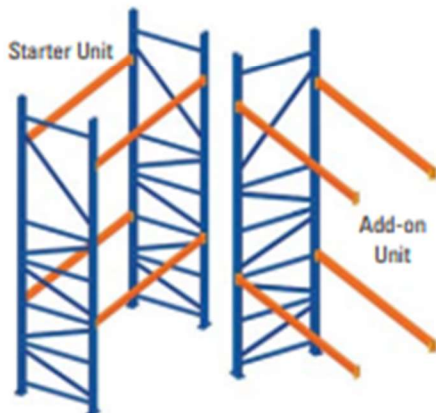
Item#	Length
Accessories:	
Row Spacers:	
28341	6"
28343	12"
Crossbars:	
28332	42" Roll-in
28333	48" Roll-in
28334	42" Flanged
28335	48" Flanged
Frame Protector:	
28336	24"

Capacities are rated at 48" maximum vertical shelf spacing. Capacities diminish with increased distance between shelves.


These products are shipped directly from the manufacturer and do not qualify for free shipping.

Interlake
MECALUX

Bolted Pallet Racks



- 15-gauge upright frames have teardrop perforations on front profile for every 2"
- Starter units** includes (2)-bolted upright frames and (2)-shelf levels
- Add-on units** includes bolted upright frame and (2)-shelf levels



Unit Size
(H x W x D)

Unit Size (H x W x D)	Item#	Item#
	Starter Units:	Add-On Units:
96" x 96" x 36"	314110	314089
96" x 96" x 42"	314108	314091
96" x 96" x 48"	314109	314092
120" x 96" x 36"	314097	314079
120" x 96" x 42"	314112	314096
120" x 96" x 48"	314098	314082
144" x 96" x 36"	314103	314087
144" x 96" x 42"	314114	314095
144" x 96" x 48"	314104	314085

These products are shipped directly from the manufacturer and do not qualify for free shipping.

Strong, Lightweight,
Maintenance-Free

Interlake
MECALUX

Pallet Rack Decking

- Waterfall style wraps over beam to maintain positioning
- Integral channel supports are welded to bottom of deck

Item#	Size (D x W)	# Channels	Capacity (lb.)
18630	42" x 46"	3	2,867
18637	48" x 46"	4	3,130
18639	48" x 52"	5	3,130
18640	48" x 58"	3	2,564
18641	48" x 58"	5	3,130

These products are shipped directly from the manufacturer and do not qualify for free shipping.

Interlake
MECALUX

Bulk Rack with Steel Decking

- 3-shelf unit designed for storing goods that are handled manually instead of on pallets
- Frames are punched on 2" centers for easy beam adjustment
- 22-gauge galvanized steel decking accommodates medium to heavy loads

Unit Size
(W x D x H)

Unit Size (W x D x H)	Capacity	Item#	Item#
		Starter Units:	Add-On Units:
60" x 24" x 96"	2,200 lb.	314159	314147
60" x 36" x 96"	2,200 lb.	314158	314146
84" x 24" x 96"	1,725 lb.	314125	314118
84" x 36" x 96"	1,725 lb.	314126	314119
96" x 24" x 96"	1,425 lb.	314127	314120

These products are shipped directly from the manufacturer and do not qualify for free shipping.





Rack Guards

- Easy, tool-free installation
- 18"H protector has hook and loop fasteners

Item#	Width	Item#	Width
Face Rack Upright:			
315393	3"	Upright w/Cutout:	
315398	3.25"	315395	3"
315400	3.5"	315402	4"
315401	4"	Face and Side Rack:	
315403	4.75"	315396	3"

These products are shipped directly from the manufacturer and do not qualify for free shipping.



Collision Sentry® Alarm System

- Preset audio and visual alarms deploy immediately when motion is detected on both sides of blind corners
- Passive infrared sensors have detection zone of 20-25' in each direction
- Equipped with low battery indicator

Item#

315446

This product is shipped directly from the manufacturer and does not qualify for free shipping.



Temporarily Prohibits Access to Dangerous Areas

Vestil Expandable Safety Gates

- Expands from a collapsed length of 15½' to a maximum length of 144'
- Aluminum gates are lighter weight, yet are as durable as steel
- Item# 25658 and 25660: equipped with (4) polyurethane casters for easy transport

Item#	Description	Item#	Description
Steel:			
25657	Gate	Aluminum:	
25658	Gate w/Casters	25659	Gate
		25660	Gate w/Casters

These products are shipped directly from the manufacturer and do not qualify for free shipping.

TensaBarrier® Rack-Mounted Warehouse Units

- 15' yellow/black "Caution Do Not Enter" tape inside yellow/black case
- Item# 18642: completely portable, attaches with hook and magnet to most pallet rack uprights
- Item# 18643: mounts with screw clamps to provide semi-permanent installation on uprights or pipe

Item#	Description
18642	Hook/Magnet Mount
18643	Clamp Mount



Vestil Rack & Post Guards

- All-welded steel construction with safety yellow powder-coat finish
- **Low Profile Rack Guards:** 2-hole design offers easy installation
- **Wrap Around Guard:** internal rubber bumper offers protection on 3 sides. Does not require floor installation and can be easily installed and reinstalled.
- **Structural Rack Guards:** designed with 4-hole mounting for maximum rigidity

Item#	Overall Height	Opening Width	Item#	Overall Height	Opening Width
Low Profile Rack Guards:					
16357	12"	4"	16362	18"	6"
16358	18"	4"	16363	24"	6"
16359	24"	4"	16364	36"	6"
16360	36"	4"	Wrap Around Guard:		
16361	12"	6"	16381	24"	3½"
Item#	Overall Height	Opening Width			
Structural Rack Guards:					
16365	12"	4½"			
16366	18"	4½"			
16367	24"	4½"			
16368	36"	4½"			
16369	12"	6½"			
16370	18"	6½"			
16371	24"	6½"			
16372	36"	6½"			

These products are shipped directly from the manufacturer and do not qualify for free shipping.

Vestil Structural Rack Guards with Bumpers

- Rubber bumpers add protection against costly impacts
- Steel construction with powder-coat finish
- Includes mounting holes in base

Item#	Size	Item#	Size
96020	12' x 8"	96021	24' x 8"
66662	12' x 10"	96026	24' x 10"
96022	18' x 8"	66652	36' x 8"
96023	18' x 10"	96025	36' x 10"

These products are shipped directly from the manufacturer and do not qualify for free shipping.

⚠ **WARNING:** Cancer and Reproductive Harm— www.P65Warnings.ca.gov

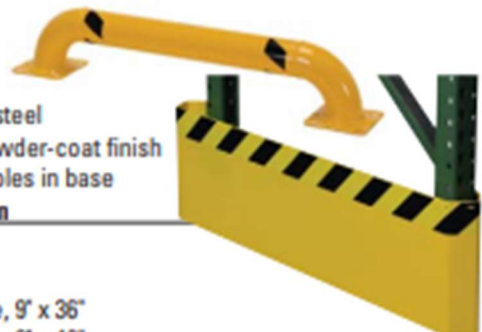
Vestil Rack Guards

- Heavy-duty, welded steel construction with powder-coat finish
- Includes mounting holes in base

Item#	Description
145995	Mid Rail
146062	End Guard
7307	Low Profile, 9" x 36"
7308	Low Profile, 9" x 48"

These products are shipped directly from the manufacturer and do not qualify for free shipping.

⚠ **WARNING:** Cancer and Reproductive Harm— www.P65Warnings.ca.gov




Storage Systems



Shelf Bin Systems

Steel shelving

- 22-gauge standard shelving with baked enamel finish won't rust or corrode
- Durable plastic shelf bins
- Rear "V" lock enables bins to be hung from shelf above when in use



Item#	Unit Size (D x W x H)	# of Bins	Bin Size (L x W x H)	# of Shelves
15569	12" x 36" x 75"	96	11 ⁷ / ₈ " x 4 ¹ / ₈ " x 4"	13
15570	12" x 36" x 75"	60	11 ⁷ / ₈ " x 6 ⁵ / ₈ " x 4"	13
15571	18" x 36" x 75"	96	17 ⁷ / ₈ " x 4 ¹ / ₈ " x 4"	13
15572	18" x 36" x 75"	60	17 ⁷ / ₈ " x 6 ⁵ / ₈ " x 4"	13

Please specify bin color: Black (BK), Blue (BE), Ivory (IY), Red (RD), or Yellow (YW). These products are shipped directly from the manufacturer and do not qualify for free shipping.



Giant Open Hopper Storage Systems

- System includes heavy-duty shelving and giant open hoppers
- 22-gauge with gray baked-enamel finish won't rust or corrode
- Giant stack bins have convenient open hoppers



22-gauge shelves

Item#	Outside Unit Dimensions (D x W x H)	# of Bins	Bin Dimensions (D x W x H)	# of Shelves
15769	12" x 36" x 75"	28	11" x 8 ¹ / ₄ " x 7"	8
15770	12" x 36" x 75"	28	14 ³ / ₄ " x 8 ¹ / ₄ " x 7"	8
15771	12" x 36" x 75"	14	14 ³ / ₄ " x 16 ¹ / ₂ " x 7"	8
15772	18" x 36" x 75"	21	16" x 11" x 8"	8
15773	18" x 36" x 75"	15	18" x 11" x 10"	6
15774	18" x 36" x 75"	10	18" x 16 ¹ / ₂ " x 11"	6

Please specify bin color: Black (BK), Blue (BE), Green (GN), Ivory (IY), Red (RD), or Yellow (YW). These products are shipped directly from the manufacturer and do not qualify for free shipping.



Allows visibility to your tools, fasteners, and supplies

Clear Tip Out Bins

- Tilts smoothly on 45° angle for easy access, and removes completely for cleaning or filling
- Bins feature removable dividers for flexible storage

Item#	Outside Dimensions (W x D x H)	# of Bins
15657	23 ⁵ / ₈ " x 2 ¹ / ₂ " x 3 ¹ / ₈ "	9
15658	23 ⁵ / ₈ " x 3 ⁵ / ₈ " x 4 ¹ / ₂ "	6
15659	23 ⁵ / ₈ " x 5 ¹ / ₄ " x 6 ¹ / ₂ "	5
15660	23 ⁵ / ₈ " x 6 ⁵ / ₈ " x 8 ¹ / ₈ "	4
15661	23 ⁵ / ₈ " x 7 ³ / ₄ " x 9 ¹ / ₂ "	3
16118	23 ⁵ / ₈ " x 11 ⁷ / ₈ " x 13 ⁷ / ₈ "	2
16119	11 ¹³ / ₁₆ " x 11 ⁷ / ₈ " x 11 ¹³ / ₁₆ "	1



Pick Rack Sloped Shelving Systems

- High-density plastic bins
- Includes shelving and bins



Bench Rack

Item#	Unit Size (D x W x H)	# of Bins	Bin Size (L x W x H)	# of Shelves
Bench Racks:				
15573	12" x 36" x 21"	24	11 ⁷ / ₈ " x 4 ¹ / ₈ " x 4"	3
15574	12" x 36" x 21"	15	11 ⁷ / ₈ " x 6 ⁵ / ₈ " x 4"	3
Single-Sided Racks:				
15575	12" x 36" x 60"	64	11 ⁷ / ₈ " x 4 ¹ / ₈ " x 4"	8
15576	12" x 36" x 60"	40	11 ⁷ / ₈ " x 6 ⁵ / ₈ " x 4"	8

Please specify bin color: Black (BK), Blue (BE), Ivory (IY), Red (RD), or Yellow (YW). These products are shipped directly from the manufacturer and do not qualify for free shipping.



Ultra Hanging Systems

- 16-gauge cold rolled steel assures strength and durability
- **Louvered Panels:** mount on walls, benches, and inside service trucks or cabinets
- **Steel Bench Racks:** freestanding units can stand alone or join to form continuous louvered panel systems



15726

Item#	Unit Size (L x H)	# of Bins	Bin Size (L x W x H)
Louvered Panel w/o Bins:			
15717	36" x 19"	—	—
Louvered Panels w/Bins:			
15718	36" x 19"	32	5 ¹ / ₂ " x 4 ¹ / ₈ " x 3"
15719	36" x 19"	32	7 ¹ / ₂ " x 4 ¹ / ₈ " x 3"
15720	36" x 19"	18	11" x 5 ¹ / ₂ " x 5"

Steel Bench Rack w/o Bins:

15721 27" x 8" x 21" — —

Steel Bench Rack w/Bins:

15722	27" x 8" x 21"	24	5 ¹ / ₂ " x 4 ¹ / ₈ " x 3"
15723	27" x 8" x 21"	24	7 ¹ / ₂ " x 4 ¹ / ₈ " x 3"
15724	27" x 8" x 21"	12	11" x 5 ¹ / ₂ " x 5"

Item#	Unit Size (L x W x H)	# of Bins	Bin Size (L x W x H)
Steel Bench Rack w/Bins:			
15726	36" x 8" x 19"	32	5 ¹ / ₂ " x 4 ¹ / ₈ " x 3"
15727	36" x 8" x 19"	32	7 ¹ / ₂ " x 4 ¹ / ₈ " x 3"
15675	36" x 8" x 19"	18	11" x 5 ¹ / ₂ " x 5"

Please specify bin color: Black (BK), Blue (BE), Green (GN), Ivory (IY), Red (RD), or Yellow (YW). These products are shipped directly from the manufacturer and do not qualify for free shipping.



Closed Shelving Systems With Super Tuff Drawers

- High-grade, 22-gauge shelving
- 350 lb. capacity per shelf

15656

Item#	Unit Size (D x W x H)	# of Shelves	Drawer Size (L x W x H)	# of Drawers
15656	12" x 36" x 39"	7	11 ⁵ / ₈ " x 5 ⁹ / ₁₆ " x 4 ⁵ / ₈ "	36
15653	12" x 36" x 75"	13	11 ⁵ / ₈ " x 5 ⁹ / ₁₆ " x 4 ⁵ / ₈ "	72
16086	18" x 36" x 75"	13	17 ⁵ / ₈ " x 5 ⁹ / ₁₆ " x 4 ⁵ / ₈ "	72

Please specify drawer color: Blue (BE), Gray (GY), Red (RD), or Yellow (YW). These products are shipped directly from the manufacturer and do not qualify for free shipping.



QUANTUM STORAGE SYSTEMS Ultra Series Stack & Hang Bins

Storage Systems

- High-density polypropylene/polyethylene
- Optional **dividers** keep contents organized
- **Windows** maximize storage capacity, prevent spillage
- **Sold in carton quantities only**

Item#	Outside Bin Dimensions (L x W x H)	Qty/Carton	Divider	Qty/Case	Window	Qty/Case
15677	5 1/2" x 4 1/8" x 3"	24	15702	6	—	—
15678	7 1/2" x 4 1/8" x 3"	24	15703	6	—	—
15679	11" x 5 1/2" x 5"	12	15704	6	15690	12
15681	11" x 11" x 5"	6	15708	6	15692	6
15682	11" x 8 1/4" x 7"	6	15709	6	15693	6
15683	14 3/4" x 8 1/4" x 7"	12	15710	6	15694	6
15684	14 3/4" x 16 1/2" x 7"	6	15711	6	15695	6
15685	16" x 11" x 8"	4	15712	6	15696	4
15686	18" x 11" x 10"	4	15713	6	15697	4
15687	18" x 16 1/2" x 11"	3	15714	6	15698	3
15688	11" x 16 1/2" x 5"	6	15715	6	15699	6
15689	18" x 8 1/4" x 9"	6	15716	6	15700	6

Please specify bin color: Blue (BE) or Yellow (YW). Call for additional colors. Dividers available in Black only.

Item#	Outside Dimensions (W x H)	Qty/Carton	Item#	Qty/Carton
12" Deep Bins:			Bin Dividers:	
15540	2 3/4" x 4"	36	—	—
15541	4 1/8" x 4"	36	15557	50
15542	6 5/8" x 4"	30	15558	50
15543	8 1/8" x 4"	20	15559	50
15544	11 1/8" x 4"	8	15560	50
18" Deep Bins:			15561	50
15545	4 1/8" x 4"	20	15562	50
15546	6 5/8" x 4"	20	15563	50
15547	8 1/8" x 4"	10	15564	50
15548	11 1/8" x 4"	8	15565	50
24" Deep Bins:			15566	50
15549	4 1/8" x 4"	16	15567	50
15550	6 5/8" x 4"	8	15568	50
15551	8 1/8" x 4"	6		
15553	11 1/8" x 4"	6		
Bin Cups: (W x D x H)			Qty/Carton	
15555	3 1/4" x 1 3/4" x 3"		48	
15556	5 1/4" x 2 3/4" x 3"		48	



QUANTUM STORAGE SYSTEMS Shelf Bins

- Bins:**
- Durable high-density plastic
 - Bins nest when empty to save space
- Bin Cups:**
- Fits easily in bin and removes for part retrieval
 - Raised slotted label holder ensures quick identification
- **Bins and cups sold in carton quantities only**

Please specify bin and cup color: Blue (BE) or Yellow (YW). Please call for additional colors. Dividers available in Black only.



Super Tuff Euro Drawers

- Drawers made from high-impact polystyrene
- **Sold in carton quantities only**

Item#	Outside Dimensions (L x W x H)	Qty/Carton
15647	11 5/8" x 5 3/8" x 4 5/8"	24
15648	17 5/8" x 5 3/8" x 4 5/8"	24
15649	23 7/8" x 5 3/8" x 4 5/8"	12
15650	17 5/8" x 3 3/4" x 4 5/8"	24
Item#	For use with Item#:	Qty/Pack
15651	15647, 15648, 15649	4
15652	15650	4

Please specify drawer color: Blue (BE) or Gray (GY). Call for additional colors. Dividers available in Black only.

QUANTUM STORAGE SYSTEMS MAGNUM Heavy-Duty Containers

- Stack capacities up to 150 lb.
- High-density polyethylene
- Interlock lip allows secure stacking
- Withstands temperatures -40°F to 250°F
- **Sold in carton quantities only**



Item#	Outside Container Dimensions (L x W x H)	Qty/Carton
15752	19 3/4" x 12 3/8" x 5 7/8"	6
15753	19 3/4" x 12 3/8" x 7 7/8"	6
15754	19 3/4" x 12 3/8" x 11 7/8"	3
15755	19 3/4" x 18 3/8" x 11 7/8"	1
15760	29" x 18 3/8" x 11 7/8"	1
Item#	Qty/Carton	Use With Item#
15761	6	15752
15762	6	15753
15763	3	15754
15764	1	15755

Please specify container color: Blue (BE) or Yellow (YW). Call for additional colors. Dividers available in Black only.

Storage Systems

23775



21019



Heavy-Duty Attached Top Distribution Containers

- Rugged, high-density, FDA approved polyethylene construction
- Recessed lids ensure maximum load stability, and close securely
- Padlock eye allows lids to be fastened and/or locked
- Clear Label Holder:** 3" x 5" adhesive (sold separately)

Item#	Dimensions (L x W x H)
21010	20" x 11 1/2" x 7 1/2"
21011	21 1/2" x 15 1/4" x 9 1/4"
21012	21 1/2" x 15 1/4" x 12 1/4"
21013	21 1/2" x 15 1/4" x 17 1/4"
21014	22 1/8" x 12 13/16" x 11 7/8"
21015	24" x 20" x 12 1/2"
21017	27" x 17 1/4" x 12 1/2"
21018	24" x 15" x 13 1/4"
21019	Clear Label Holder (8/pkg)
23775	30" x 18" Plastic Dolly

These products are shipped directly from the manufacturer and do not qualify for free shipping.



Stack & Nest Totes

- High-density polyethylene won't rust, corrode, or bend out of shape
- Withstands temperatures -10°F to 250°F
- Complies with USDA and FDA regulations for food processing
- Sold in carton quantities only



Item#	Outside Tote Dimensions (L x W x H)	Qty/ Carton	Item#	Qty/ Carton
Totes:				
15734	18" x 11" x 6"	6	15743	6
15735	18" x 11" x 8"	6	15743	6
15736	19 1/2" x 15 1/2" x 10"	6	15745	6
15737	19 1/2" x 15 1/2" x 13"	6	15745	6
15738	19 1/2" x 13 1/2" x 8"	6	15747	6
15739	23 1/2" x 19 1/2" x 10"	3	15748	3
15740	23 1/2" x 19 1/2" x 13"	3	15748	3
15741	23 1/2" x 15 1/2" x 12"	3	15750	3
15742	29 1/2" x 19 1/2" x 15"	3	15751	3

Accessories: Qty/Pack

16088 Clear Label Holders (3" x 5") 6

Please specify color: Blue (BE) or Gray (GY). Please call for more colors.



Dividable Grid Containers

- High density polyethylene resists most solvents and chemicals, and won't bend or twist out of shape
- Molded-in stacking ridge assures containers will stack securely, with or without covers (sold separately)
- Dividers** (sold separately) divide containers by length or width to meet your individual storage needs
- Sold in carton quantities only



Item#	Outside Bin Dimensions (L x W x H)	Qty/ Carton	Item#	Qty/ Carton
Containers:			Width Dividers:	
19507	10 1/8" x 8 1/4" x 3 1/2"	20	21804	6
19508	10 1/8" x 8 1/4" x 5"	20	21805	6
19509	16 1/2" x 10 1/8" x 3 1/2"	12	21806	6
19515	16 1/2" x 10 1/8" x 6"	8	21807	6
19517	16 1/2" x 10 1/8" x 8"	8	21808	6
19518	22 1/2" x 17 1/2" x 3"	6	21809	6
19535	22 1/2" x 17 1/2" x 6"	3	21811	6
21758	22 1/2" x 17 1/2" x 8"	3	21812	6
21768	22 1/2" x 17 1/2" x 12"	3	21813	6

Item#	Outside Bin Dimensions (L x W x H)	Qty/ Carton	Item#	Qty/ Carton
Length Dividers:			Lids:	
21815	10 1/8" x 8 1/4" x 3 1/2"	6	21827	10
21816	10 1/8" x 8 1/4" x 5"	6	21827	10
21820	16 1/2" x 10 1/8" x 3 1/2"	6	21828	4
21821	16 1/2" x 10 1/8" x 6"	6	21828	4
21822	16 1/2" x 10 1/8" x 8"	6	21828	4
21823	22 1/2" x 17 1/2" x 3"	6	21829	3
21824	22 1/2" x 17 1/2" x 6"	6	21829	3
21825	22 1/2" x 17 1/2" x 8"	6	21829	3
21826	22 1/2" x 17 1/2" x 12"	6	21829	3

Containers—please specify color: Blue (BE), Gray (GY), or Red (RD).
Lids—please specify color: Blue (BE), Clear (CR), Gray (GY), or Red (RD).
Dividers are available in Gray only.



Giant Stack Container

- Extra thick side walls with reinforcing ribs allow 100 lb. stack capacity per bin
- Optional see-thru window doubles storage capacity
- Sold in carton quantities only



Item#	Description	Dimensions (L x W x H)	Qty/ Carton
15775	Container	15 1/4" x 19 1/8" x 12 1/16"	3
15776	Window	-	3

Please specify container color: Blue (BE) or Gray (GY). Please call for more colors.



Mobile Bin

- Bins stack... even with casters in place
- Features 2 rigid, 2 swivel, 3" casters for ease of movement

Item# Dimensions (L x W x H)

19366 29" x 18 3/4" x 11 1/8"

Please specify color: Blue (BE), Green (GN), Red (RD), or Yellow (YW).





StrongHold

Heavy-Duty Shelf Bin Cabinets

- Industrial all-welded, 12-gauge steel construction
- Door bins measure 4.125" x 7.375" x 3"
- Interior bins measure 8.25" x 14.75" x 7"
- 3-point locking device (padlock sold separately)

99 Year Limited
MANUFACTURER
WARRANTY

Item#	Shelves	Bins	Bin Location	Unit Size (W x D x H)
317424	4	94	Doors	36" x 24" x 72"
317422	3	94	Doors/Interior	36" x 24" x 72"
317421	-	144	Doors/Interior	36" x 24" x 72"
317440	4	144	Doors	48" x 24" x 72"
317437	3	144	Doors/Interior	48" x 24" x 72"
317436	-	144	Doors/Interior	48" x 24" x 72"

These products are shipped directly from the manufacturer and do not qualify for free shipping.



Workplace Products

Limited Lifetime
MANUFACTURER
WARRANTY

All-Welded Storage Cabinets With Removable Plastic Bins

Cabinets:

- All-welded, 14-gauge steel construction
- Rugged handles feature 3/4" thick padlock hasps
- 3 heavy-duty welded 3/16" diameter steel hinge-plate assemblies
- High-capacity, adjustable 14-gauge steel

Bins:

- Heavy-duty plastic bins



15582

FULLY
Assembled

Item#	Description	Unit Size (W x D x H)	Bins	Bin Size (W x D x H)
15581	12-Bin	38" x 28" x 76"	12	15" x 5" x 5 1/2"
15582	24-Bin	38" x 28" x 76"	24	15" x 5" x 5 1/2"
15583	64-Bin	36" x 21" x 78"	50	4 1/8" x 5 3/4" x 3"
			14	8 1/4" x 14 3/4" x 7"
15584	136-Bin	36" x 21" x 78"	100	4 1/8" x 5 3/4" x 3"
			36	8 1/4" x 14 3/4" x 7"

These products are shipped directly from the manufacturer and do not qualify for free shipping.

Limited Lifetime
MANUFACTURER
WARRANTY**FULLY**
Assembled

Sandusky Cabinets, Inc.

Clear View Storage Cabinets

- Plexiglas windows
- Heavy-duty, all-welded steel construction
- Large capacity shelves adjust easily on 2" centers
- Recessed 3-point locking system assures security



Item#	Shelves	Dimensions (W x D x H)
22723	2	36" x 18" x 42"
22724	2	36" x 24" x 42"
22725	4	36" x 18" x 72"
22726	4	36" x 24" x 72"

These products are shipped directly from the manufacturer and do not qualify for free shipping.



StrongHold

99 Year Limited
MANUFACTURER
WARRANTY

Heavy-Duty Clear View Storage Cabinets

- All-welded, 12-gauge steel construction with 6" legs
- Shelves adjust in 2" increments
- Equipped with 3-point locking device (padlock sold separately)



Item#	Shelves	Dimensions (W x D x H)
317442	4	48" x 24" x 72"
317451	4	60" x 24" x 72"

These products are shipped directly from the manufacturer and do not qualify for free shipping.

Limited Lifetime
MANUFACTURER
WARRANTY**FULLY**
Assembled

Sandusky Cabinets, Inc.

Transport
by Sandusky

Mobile Storage Cabinets

- 22-gauge welded steel construction
- Extra deep, adjustable shelves maximize your storage space
- Recessed 3-point locking handle for security
- (4)-4" ball bearing swivel casters, 2 with brakes



Item#	Shelves	Doors	Dimensions (W x D x H)
18689	3	1	24" x 24" x 65"
18690	4	2	30" x 24" x 71"
18691	4	2	36" x 24" x 77"
18692	4	2	46" x 24" x 72"

These products are shipped directly from the manufacturer and do not qualify for free shipping.



Sandusky Cabinets, Inc.

5 Year Limited
MANUFACTURER
WARRANTY

Elite Series Industrial Cabinets

- 22-gauge steel construction
- Contemporary, 3-point recessed locking handle
- Shelves adjust every 2"
- Storage height with 4 fully adjustable shelves, plus raised bottom shelf

**FULLY**
Assembled

Item#	Description	Dimensions (W x D x H)
18685	Storage Height	36" x 18" x 72"
18686	Storage Height	36" x 24" x 78"
18687	Storage Height	46" x 24" x 72"


These products are shipped directly from the manufacturer and do not qualify for free shipping.

Storage Systems



Commercial Storage Cabinets

- Metal-reinforced shelving
- Multi-wall panels resist dents and rust
- All cabinets, except item# 195607, feature latches and padlock-ready doors (padlock not included)



Item#	Dimensions (H x W x D)	Capacity (cu. ft.)	Shelves	Capacity Per Shelf
Wall Storage:				
195607	30.25" x 30" x 12"	4	1	50 lb.
Base Storage:				
195612	36" x 30" x 20.25"	9	2	200 lb.
Tall Storage:				
195615	72" x 30" x 20.25"	19	4	200 lb.
195617	72" x 30" x 20.25"	19	6	200 lb.
Mega-Tall Storage:				
195620	80.25" x 40" x 20.25"	31	4	200 lb.
195621	80.25" x 40" x 20.25"	31	6	200 lb.

These products are shipped directly from the manufacturer and do not qualify for free shipping.



249832



249837

Sandusky LEE Modular Cabinets

- Welded steel construction with black frame and multi-granite finish doors
- Equipped with full length pull handles and a push button locking handle
- Convenient grommet in back for power cord
- Includes 2 keys



Item#	Doors	Drawers	Shelves	Dimensions
Wall Mount:				
249831	2	—	1	30"W x 12"D x 26"H
Floor Units:				
249832	2	1	1	30"W x 18"D x 36"H
249834	2	—	3	36"W x 18"D x 72"H
249835	2	—	3	46"W x 24"D x 72"H
249837	2	—	4	36"W x 18"D x 72"H
Wardrobe:				
249833	1	—	1	24"W x 18"D x 72"H

These products are shipped directly from the manufacturer and do not qualify for free shipping.



15594




15597



Industrial Storage Cabinets

- Durable, heavy-gauge steel construction
- Double doors swing full 180° to maximize access
- 3-point door locking device provides added security

GY PY



Item#	Description	Dimensions (W x H x D)
36" Wide Cabinets:		
15589	Counter High	36" x 42" x 24"
15590	General Purpose	36" x 78" x 24"
15591	Wardrobe	36" x 78" x 24"
15592	Combination	36" x 78" x 24"
15593	Extra 36"W Shelf	—
48" Wide Cabinets:		
15594	Counter High	48" x 42" x 24"
15595	General Purpose	48" x 78" x 24"
15596	Wardrobe	48" x 78" x 24"
15597	Combination	48" x 78" x 24"

Please specify color: Gray (GY) or Putty (PY). These products are shipped knocked down directly from manufacturer and do not qualify for free shipping.



Commercial & Industrial Grade Storage Cabinets

- Full interchangeable shelves adjust every 2"
- Double doors have 3-point locking system
- Includes 2 keys



Counter Height

Storage Height



Item#	Description	Dimensions (H x W x D)	Adjustable Shelves
Commercial Grade:			
18673	Counter Height	42" x 36" x 18"	2
18674	Storage	72" x 36" x 18"	4
18675	Storage	72" x 36" x 24"	4
Industrial Grade:			
18679	Counter Height	42" x 36" x 18"	2
18680	Counter Height	42" x 36" x 24"	2
18681	Storage	78" x 36" x 18"	4
18682	Storage	78" x 36" x 24"	4
18683	Storage	78" x 48" x 18"	4
18684	Storage	78" x 48" x 24"	4

Please specify color: Black (BK), Gray (GY), or Tan (TN). These products are shipped directly from the manufacturer and do not qualify for free shipping.




Citadel Traditional Lockers

- Heavy-duty, 16-gauge steel door and welded frame
- Tough powder-coat finish ensures long-lasting appearance
- 3-point latching system

Please note:

- Dimensions shown are per opening and do not include legs—add 6" to overall height for legs.
- **Tier:** The number of openings per frame.
- **Frames:** The number of units—single or triple.
- **Openings:** The total number of locker openings.

Recessed Handle



Item#	Frames	Openings	Dimensions (W x D x H)
-------	--------	----------	------------------------

Single Tier – Unassembled:

18739	1	1	12" x 12" x 60"
18740	1	1	12" x 18" x 60"
18741	1	1	12" x 12" x 72"
18742	1	1	12" x 18" x 72"
18743	1	1	15" x 18" x 72"
18744	3	3	12" x 12" x 60"
18745	3	3	12" x 18" x 60"
18746	3	3	12" x 12" x 72"
18747	3	3	12" x 18" x 72"
18748	3	3	15" x 18" x 72"

Single Tier – Assembled:

18759	1	1	12" x 12" x 60"
18760	1	1	12" x 18" x 60"
18761	1	1	12" x 12" x 72"
18762	1	1	12" x 18" x 72"
18763	1	1	15" x 18" x 72"
18764	3	3	12" x 12" x 60"

Item#	Frames	Openings	Dimensions (W x D x H)
-------	--------	----------	------------------------

Single Tier – Assembled: Con't

18765	3	3	12" x 18" x 60"
18766	3	3	12" x 12" x 72"
18767	3	3	12" x 18" x 72"
18768	3	3	15" x 18" x 72"

Double Tier – Unassembled:

18749	1	2	12" x 12" x 36"
18750	1	2	12" x 18" x 36"
18751	3	6	12" x 12" x 36"
18752	3	6	12" x 18" x 36"

Double Tier – Assembled:

18769	1	2	12" x 12" x 36"
18770	1	2	12" x 18" x 36"
18771	3	6	12" x 12" x 36"
18772	3	6	12" x 18" x 36"

Five & Six Tier Box Lockers – Unassembled:

18753	1	5	12" x 12" x 12"
18754	1	6	12" x 12" x 12"
18755	1	6	12" x 18" x 12"

Item#	Frames	Openings	Dimensions (W x D x H)
-------	--------	----------	------------------------

Five & Six Tier Box Lockers – Unassembled: continued

18756	3	15	12" x 12" x 12"
18757	3	18	12" x 12" x 12"
18758	3	18	12" x 18" x 12"

Five & Six Tier Box Lockers – Assembled:

18773	1	5	12" x 12" x 12"
18774	1	6	12" x 12" x 12"
18775	1	6	12" x 18" x 12"
18776	3	15	12" x 12" x 12"
18777	3	18	12" x 12" x 12"
18778	3	18	12" x 18" x 12"

Item#	Description	Size
18779	Front Locker Base	12"W
18780	Front Locker Base	15"W
18781	Single End Base	12"D
18782	Single End Base	18"D

Please specify locker color: Blue (BE), Dove Gray (GY), or Putty (PY).

These products are shipped directly from the manufacturer and do not qualify for free shipping.




Steel Lockers

- Customize your storage space with the size and configuration you need
- Convenient padlock is built in to the handle
- **Single Tier:** features full-length clothing storage and a top shelf
- **Two-Person Slim Locker:** each has full-length coat compartment and full width opening on top for small articles
- **Floor Anchoring Locker Foot:** recommended for front locker legs when backs are securely anchored against a wall, and all locker legs when backs are exposed (free standing)
- **Locker Bench:** selected hardwood provides strength, and painted steel pedestals offer rust-resistant durability

1 Year Limited MANUFACTURER WARRANTY

Double Tier



16-Person Lockerack™

Item#	Frames	Openings	Opening Dimensions (W x D x H)
-------	--------	----------	--------------------------------

Single Tier:

15510*	1	1	12" x 18" x 72"
15511*	3	3	12" x 18" x 72"
15512*	1	1	15" x 18" x 72"
15513*	3	3	15" x 18" x 72"
15514*	1	1	18" x 18" x 72"
15515*	3	3	18" x 18" x 72"
15516*	1	1	18" x 21" x 72"
15517*	3	3	18" x 21" x 72"

Double Tier:

15518*	1	2	12" x 12" x 36"
15519*	3	6	12" x 12" x 36"
15520*	1	2	12" x 15" x 36"
15521*	3	6	12" x 15" x 36"
15522*	1	2	12" x 18" x 36"
15523*	3	6	12" x 18" x 36"

Item#	Frames	Openings	Opening Dimensions (W x D x H)
-------	--------	----------	--------------------------------

Three Tier:

15524*	1	3	12" x 15" x 24"
15525*	3	9	12" x 15" x 24"

Four Tier:

15526*	1	4	12" x 12" x 12"
15527*	3	12	12" x 12" x 12"

Item#	Opening Dimensions (W x D x H)	Openings
-------	--------------------------------	----------

15534*	69" x 18" x 78"	16
--------	-----------------	----

Hardwood Locker Benches:

15537*	48" x 9½" x 18"	—
15538*	72" x 9½" x 18"	—
15539*	96" x 9½" x 18"	—

Accessories:

15536	Floor Anchoring Locker Foot (Pk of 10)	—
-------	--	---

*Please specify locker color: Dove Gray (GY) or Putty (PY). These products are shipped directly from the manufacturer and do not qualify for free shipping.

Impact-Resistant,
All-Steel Construction**JET S90 Series Hand Chain Hoists**

- Alloy steel hooks rotate 360°
- Equipped with Weston-style, dual pawl brake system
- Needle-bearing design and heat-treated load plates
- 10' lift

ANSI APPROVED OSHA COMPLIANT ASME COMPLIANT HST-2 COMPLIANT

Limited Lifetime
MANUFACTURER
WARRANTY

Item#	Description	Mfg. Model#
12453	½ Ton	S90-50-10
12455	1 Ton	S90-100-10
12457	1½ Ton	S90-150-10
12459	2 Ton	S90-200-10
12461	3 Ton	S90-300-10

**JET JLH Series Lever Hoists with Overload Protection**

- Slip clutch style overload protection prevents lifting or pulling damaging loads beyond the rated capacity of the hoist
- Weston style double ratchet pawl brake
- Patented, advanced offset handle
- Load tested to 125% of capacity with certificate

Limited Lifetime
MANUFACTURER
WARRANTY

Item#	Capacity	Lifting		Load		Mfg. Model#
		Height	LPT	Pull Rating		
258254	¾ Ton	10'	1½"	64 lb.		376101
258257	1 Ton	10'	1½"	79 lb.		376201
258262	1½ Ton	10'	¾"	75 lb.		376301
258267	2½ Ton	10'	¾"	82 lb.		376401

These products are shipped directly from the manufacturer.

**JET JLP Series Pullers**

- Quick self-locking thumb control lever
- Durable drop-forged hooks

Limited Lifetime
MANUFACTURER
WARRANTY

OSHA COMPLIANT ASME HST-3M COMPLIANT

Item#	Capacity	Lift	Mfg. Model#
14018	½ Ton	5'	JLP-50-5
14019	¾ Ton	10'	JLP-75-10
14020	1½ Ton	5'	JLP-150-5

**Campbell Lifting Clamps**

- Features patented wear indicator and drop-forged, heat-treated components
- 100% proof-tested with certificate of test attached to each clamp
- GXL Series:** equipped with cam engaging lever to keep cam in contact with plate
- Clamp will not engage to lift when lever is in open position

The Heavier the Load,
the Tighter the Grip

Item#	Working Load Limit	Grip Range
GX Series:		
20769	½ Metric Ton	⅜" - 5/8"
20772	1 Metric Ton	3/4" - 1 1/8"
GXL Series:		
20774	½ Metric Ton	⅜" - 5/8"
20775	1 Metric Ton	⅜" - 3/4"
20776	2 Metric Ton	⅜" - 7/8"

Note: 1 Metric Ton = 2,204.6 lb. Replacement parts available. Please call for details.

HARRINGTON CF Series Hand Chain Hoists

- Rugged die-cast aluminum body and heat-treated main pinion shaft
- Positive braking action with Weston-style load brake includes two moisture-resistant brake pads with four braking surfaces
- Grade 100 heat-treated manganese alloy load chain

Item#	Capacity	Mfg. Model#
29411	1 Ton	CF010-10
29412	2 Ton	CF020-10
29413	3 Ton	CF030-10

ASME COMPLIANT 10' lift standard

These products are shipped directly from the manufacturer and do not qualify for free shipping.

**HARRINGTON LB Lever Hoist**

- 15° recovery strokes
- Patented spring-loaded, freewheel design permits easy adjustment of the load chain and safeguards against accidental freewheeling under load
- Features totally enclosed brake mechanism and positive braking action with Weston-style mechanical load brake
- Pivot and swivel top hook and 360° handle rotation
- Grade 100, heat-treated load chain is nickel-plated

ASME COMPLIANT 5' lift standard

Item#	Capacity	Mfg. Model#
26074	¾ Ton	LB008
26075	1 Ton	LB010
26076	1½ Ton	LB015
26077	2 Ton	LB020
26078	2½ Ton	LB028
26079	3 Ton	LB030

These products are shipped directly from the manufacturer and do not qualify for free shipping. Other configurations are available. Please call for details.

**JET Beam Clamps**

- Allows mounting of hoists or rigging from an overhead load bearing structure
- Jaw reduces flange stress by distributing load away from I-beam flange edge

Item#	Capacity	Mfg. Model#
16354	1 Ton	JBC-1
16355	2 Ton	JBC-2
16356	3 Ton	JBC-3

ANSI APPROVED OSHA COMPLIANT

**Vertil Vertical Plate Clamps**

- Vertical plate clamps feature drop forged steel case and pivoting bale
- Automatic, serrated, hardened steel cams and pads deliver better gripping
- Locking vertical plate clamps securely grips sheet until release ring is pulled
- Safety factor: 2 to 1

2 Year Limited
MANUFACTURER
WARRANTY

ASME COMPLIANT


Item#	Plate Thickness	Capacity	Throat Depth	Bale Opening
Vertical:				
27650	0.60"	1,000 lb.	1 1/8"	1.1"
27651	0.75"	2,000 lb.	2.9"	2.3"
27652	0.95"	4,000 lb.	2.9"	2.3"
27653	1.10"	6,600 lb.	3.0"	2.3"
Locking Vertical:				
27654	0.80"	2,000 lb.	2.3"	1.9"
27655	1 1/16"	4,000 lb.	2.95"	2.2"
27656	1 1/8"	6,000 lb.	3.34"	1.9"

These products are shipped directly from the manufacturer and do not qualify for free shipping.



LiftAll Edge Defender™ Cut-Resistant Lifting Pads

- Protects slings from load edges, and protects load edges from being marred by lifting equipment
- 3 layers of webbing sewn together with Kevlar® thread
- Layer of orange vinyl warns of wear to aid inspection



Item#	Size	For Use With
212183	3" x 12"	2" Max.
212184	4" x 12"	3" Max.
212185	6" x 12"	4" Max.

Shop northernsafety.com for additional sizes.

LiftAll Tuff-Edge® II Polyester Web Slings

- 2x stronger after abrasion and 2x better edge cut resistance
- Red core yarn warns of wear and aids in inspection



Size (W x L)	Eye-to-Eye Item#	Rated Capacity (lb.)		
		Vertical	Choker	Basket
1-Ply:				
1" x 4"	20379	1,600	1,280	3,200
1" x 6"	20380	1,600	1,280	3,200
2" x 4"	20384	3,200	2,500	6,400
2" x 6"	20385	3,200	2,500	6,400
2-Ply:				
1" x 4"	20399	3,200	2,500	6,400
1" x 6"	20402	3,200	2,500	6,400
2" x 4"	20406	6,400	5,000	12,800
2" x 6"	20407	6,400	5,000	12,800
3" x 4"	20412	8,800	7,040	17,600
3" x 6"	20414	8,800	7,040	17,600
4" x 4"	20418	11,500	9,200	23,000
4" x 6"	20419	11,500	9,200	23,000

Size (W x L)	Eye-to-Eye Item#	Rated Capacity (lb.)		
		Vertical	Choker	Basket
1-Ply:				
1" x 4"	20464	1,200	950	2,400
1" x 6"	20465	1,200	950	2,400
2" x 4"	20469	2,400	1,900	4,800
2" x 6"	20470	2,400	1,900	4,800
3" x 4"	20474	3,600	2,900	7,200
3" x 6"	20475	3,600	2,900	7,200
4" x 6"	20480	4,800	3,800	9,600
2-Ply:				
1" x 4"	20484	2,400	1,900	4,800
1" x 6"	20485	2,400	1,900	4,800
2" x 4"	20490	4,800	3,800	9,600
2" x 6"	20491	4,800	3,800	9,600
3" x 4"	20495	6,600	5,280	13,200
3" x 6"	20496	6,600	5,280	13,200
4" x 6"	20504	8,600	6,900	17,200

Additional sizes available as special order. Please call for details.

LiftAll Tufflex Polyester Roundslings

- Features endless load-bearing yarn inside an abrasion-resistant, double-wall tubular jacket
- Red and white core yarns provide visual warning of sling damage
- Color-coded jacket ensures quick identification of capacity limit



Length	Rated Capacity (lb.)			Eye-to-Eye Item#	Endless Item#
	Vertical	Choker	Basket		
Purple:					
4'	2,600	2,100	5,200	20589	20553
6'	2,600	2,100	5,200	20591	20554
Green:					
4'	5,300	4,200	10,600	20596	20558
6'	5,300	4,200	10,600	20597	20559

Shop northernsafety.com for additional sizes.

LiftAll Bucket Slings

- Item# 12331: designed to lift 5-gal. buckets filled up to 200 lb.
- Item# 12335: lifts 32-gal. plastic trash barrels weighing up to 1,000 lb.
- Four lifting eyes are tapered and wrapped to help avoid abrasion

Item#	Use With
12331	5-Gallon Bucket
12335	32-Gallon Trash Can

Lifting



- Tuff-Tag provides required OSHA information for the life of the sling

Endless Item#	Rated Capacity (lb.)		
	Vertical	Choker	Basket
1-Ply:			
20423	3,200	2,500	6,400
20424	3,200	2,500	6,400
20428	6,400	5,000	12,800
20429	6,400	5,000	12,800
2-Ply:			
20444	6,200	4,900	12,400
20445	6,200	4,900	12,400
20449	12,400	9,900	24,800
20450	12,400	9,900	24,800
20454	16,300	13,000	32,600
20455	16,300	13,000	32,600
20459	20,700	16,500	41,400
20460	20,700	16,500	41,400

Endless Item#	Rated Capacity (lb.)		
	Vertical	Choker	Basket
1-Ply:			
20509	2,400	1,900	4,800
20510	2,400	1,900	4,800
20514	4,800	3,800	9,600
20515	4,800	3,800	9,600
20519	6,500	5,200	13,000
20520	6,500	5,200	13,000
20526	8,600	6,900	17,200
2-Ply:			
20530	4,800	3,800	9,600
20531	4,800	3,800	9,600
20535	9,600	7,700	19,200
20536	9,600	7,700	19,200
20540	11,700	9,400	23,400
20542	11,700	9,400	23,400
20548	15,500	12,400	31,000



LiftAll Webmaster® 1200 Polyester Web Slings

- Yellow treatment provides abrasion resistance
- Red core yarn alerts user when sling is worn
- Tuff-Tag with required OSHA information is permanently attached to sling



- Permanently attached Tuff-Tag provides OSHA required information
- **Eye-to-Eye:** load bearing segment covered by additional layer of abrasion-resistant, textured nylon for longer service life

Length	Rated Capacity (lb.)			Eye-to-Eye Item#	Endless Item#
	Vertical	Choker	Basket		
Yellow:					
4'	8,400	6,700	16,800	20602	20564
6'	8,400	6,700	16,800	20603	20565
Red:					
4'	13,200	10,600	26,400	—	20569
6'	13,200	10,600	26,400	20608	20570
Blue:					
8'	21,200	17,000	42,400	20613	20577

Lifting

LiftAll™ Adjust-A-Link™ Adjustable Chain Slings

- Alloy steel master link assures strength and reliability
- Equipped with Grade 100 alloy chain
- Proof-tested, certified, and serialized for traceability



Item#	Size (Dia. x L)	Rated Capacities (lb.)	
		Single @ 90°	Double @ 60°
20616	3/2" x 6'	2,700	4,700
20617	3/2" x 10'	2,700	4,700
20618	3/2" x 6'	4,300	7,400
20619	3/2" x 10'	4,300	7,400
20621	3/4" x 10'	8,800	15,200
20622	3/4" x 14'	8,800	15,200

Additional sizes available as special order. Please call for details.

LiftAll™ Permaloc™ Wire Rope Two-Leg Bridle Slings

- Independent wire rope core construction resists crushing
- Thimble eyes protect against wear for longer use
- Alloy steel hooks and links ensure long service life



Item#	Size (Dia. x L)	Rated Capacities (tons)		
		@ 60°	@ 45°	@ 30°
20760	1/4" x 4'	1.1	.91	.65
20733	3/8" x 4'	2.5	2.0	1.4
20734	3/8" x 6'	2.5	2.0	1.4
20739	1/2" x 4'	4.4	3.6	2.5
20740	1/2" x 6'	4.4	3.6	2.5
20741	1/2" x 8'	4.4	3.6	2.5

Additional sizes available as special order. Please call for details.

Campbell™ Forged Screw Pin Anchor Shackles

- Drop-forged carbon steel shackle
- Statistically tested for impact resistance, tensile strength, hardness, ductility, and fatigue
- Galvanized to meet ASTM A-153 specifications



Item#	Trade Size	Working Load	Item#	Trade Size	Working Load
17986	1/2"	2 T	313858	1 1/8"	9 1/2 T
313944	3/4"	3 1/4 T	313850	1 1/4"	12 T
59569	1"	4 3/4 T	313883	1 3/8"	13 1/2 T
313846	3/4"	6 1/2 T	313853	1 1/2"	17 T
179188	1"	8 1/2 T	Warning: do not exceed the working load limit.		

Campbell™ Swivel Hoist Hooks

- Alloy Steel:** heat-treated and painted orange
- Carbon Steel:** drop forged and painted blue



Item#	Description	Working Load	Latch
313927	Alloy Steel	1 T	w/Latch
313979	Carbon Steel	3 T	w/Latch
313933	Alloy Steel	4 1/2 T	w/Latch
313959	Carbon Steel	5 T	w/Latch
313970	Carbon Steel	7 1/2 T	-
313913	Alloy Steel	11 T	-
313874	Alloy Steel	11 T	w/Latch
313942	Alloy Steel	15 T	-
313865	Alloy Steel	15 T	w/Latch
313911	Alloy Steel	22 T	-

These products are shipped directly from the manufacturer and do not qualify for free shipping. Warning: do not exceed the working load limit.

LiftAll™ Direct Connect Hooks

- Forged alloy steel hook and latch
- Color-coded hook matches Tuflex round slings' color for easier identification
- Please note: hook ratings should equal or exceed sling ratings as used




Item#	Color	Rated Capacity
12177	Purple	2,600 lb.
12179	Green	5,300 lb.
12181	Yellow	8,400 lb.
12183	Red	13,200 lb.

Sling not included.

LiftAll™ Permaloc™ Wire Rope Slings

- Independent wire rope core resists crushing for extra durability
- Eyes are flemish spliced then mechanically swaged with steel sleeve



Item#	Size (Dia. x L)	Rated Capacities (tons)		
		Vertical	Choker	Basket
20663	1/4" x 4'	.65	.48	1.3
20664	1/4" x 6'	.65	.48	1.3
20669	3/8" x 4'	1.4	1.1	2.9
20670	3/8" x 6'	1.4	1.1	2.9
20671	3/8" x 8'	1.4	1.1	2.9
20674	1/2" x 4'	2.5	1.9	5.1
20675	1/2" x 6'	2.5	1.9	5.1
20676	1/2" x 8'	2.5	1.9	5.1

Additional sizes available as special order. Please call for details.

LiftAll™ Permaloc™ Wire Rope Slings with Sliding Chokers

- Sliding hook allows rapid engagement/disengagement of thimble bottom eye without removing eye from lifting hook
- Flemish spliced eyes
- Rugged, crush-resistant independent wire rope core construction



Item#	Size (Dia. x L)	Rated Capacities	Item#	Size (Dia. x L)	Rated Capacities
20695	1/4" x 4'	.48 Ton	20705	3/8" x 8'	1.1 Ton
20696	1/4" x 6'	.48 Ton	20709	1/2" x 6'	1.7 Ton
20701	3/8" x 4'	1.1 Ton	20710	1/2" x 8'	1.7 Ton
20703	3/8" x 6'	1.1 Ton			

Additional sizes available as special order. Please call for details.

LiftAll™ Roughneck™ Wire Mesh Slings

- Galvanized high tensile 10-gauge steel mesh
- Permanently stamped with capacity rating for quick identification
- Can be used in temperatures up to 550°F
- Factory repairable for cost savings
- Proof tested and certified



Item#	Size (W x L)	Rated Capacities (lb.)		
		Vertical	Choker	Basket
20629	2' x 6'	2,300	2,300	4,600
20634	3' x 6'	3,500	3,500	7,000
20638	4' x 4'	4,800	4,800	9,600
20639	4' x 6'	4,800	4,800	9,600
20644	6' x 6'	7,200	7,200	14,400
20645	6' x 8'	7,200	7,200	14,400

Additional sizes available as special order. Please call for details.

Vestil Gantry Cranes

- Bolted and pinned for easier set-up
- Should only be used on flat, level surfaces capable of supporting the weight of the crane, with hoist, and maximum rated load

Item#	Size (H x L)	Capacity
20006	10' x 10'	2,000 lb.
20007	10' x 15'	2,000 lb.
20008	10' x 10'	4,000 lb.
20009	10' x 15'	4,000 lb.



Welded steel construction

These products are shipped directly from the manufacturer and do not qualify for free shipping.

WARNING: Cancer and Reproductive Harm— www.P65Warnings.ca.gov

JET

HDT Series Beam Trolleys

- Rugged steel trolleys for use on straight or curved track
- Adjustable to fit various sizes of flange and I-beams
- Wider beam flange capacity—up to an 8" wide beam

Item#	Capacity	Beam Flange Width	Mfg. Model#
16348	1/2 Ton	2 1/2"–8"	1/2HDT
16349	1 Ton	3"–8"	1HDT
16350	2 Ton	3 1/2"–8"	2HDT
16351	3 Ton	4"–8"	3HDT

Not for use as fall protection.

OSHA COMPLIANT
ANSI COMPLIANT
ISO 9002 Certified

2 Year Limited MANUFACTURER WARRANTY



Vestil

User-friendly, ergonomic skid lifter

Manual Tote Lifter

- Side stabilizers provide balance as product is lifted or taken off
- Pump has two lifting speeds to accommodate light or heavy loads

Item#	Fork Dimensions	Capacity	Raised Height	Lowered Height
18950	27" x 43"	3,000 lb.	31"	3 1/2"
18951	20" x 43"	3,000 lb.	31"	3 1/2"

These products are shipped directly from the manufacturer and do not qualify for free shipping.



Vestil Hydraulic Post Tables

- Single-speed units are equipped with 2 swivel and 2 rigid polyurethane casters attached with quick-change caster pads
- 2 Posts:** includes foot-operated pump to raise and lower platform, patented ergonomic push handle, and floor lock
- 4 Posts:** manual hydraulic unit includes down speed control valve, patented ergonomic push handle, and floor lock

Item#	Posts	Working Height	Platform Size (W x L)	Capacity
18965	2	31"–49"	18" x 18"	500 lb.
18966	2	36"–54"	20" x 36"	1,000 lb.
18967	4	36"–54"	24" x 36"	2,000 lb.
18968	4	36"–54"	30" x 36"	2,000 lb.

These products are shipped directly from the manufacturer and do not qualify for free shipping.



Easy to Move...
Worker Friendly

Vestil

Portable Shop Cranes

- Manual, single acting hand pump easily raises boom
- Hand-adjusted release valve lowers boom
- Portable cranes feature (2)–rigid and (2)–swivel casters
- Telescopic boom yields different capacities and heights
- Boom end includes a swivel hook for lifting

Item#	Max. Capacity	Item#	Max. Capacity
Folding Legs:		Telescopic Legs:	
12280	1 Ton	12284	2 Ton
12282	2 Ton	12286	3 Ton

These products are shipped directly from the manufacturer and do not qualify for free shipping.

Vestil

Secure Grip Overhead Drum Lifter

- Specially designed for lifting closed-head and open-head 55-gallon steel drums with secure lids
- Polyurethane "spring" keeps the lifter securely engaged to drums with lid, allowing one-person operation
- Features ductile-iron arms and large lifting ring
- Accommodates drums in either horizontal or vertical position

Item# Working Load Limit

11953 2,200 lb.

This product is shipped directly from the manufacturer and does not qualify for free shipping.



Easier self-centering

Vestil

Hydraulic Elevating Carts

- Quality construction includes down speed control valve, internal hydraulic velocity fuse, and hydraulic foot pump
- 2 locking swivel and 2 rigid polyurethane casters move cart smoothly
- Item#s 18972 and 18973:** includes 2-speed foot pump

Item#	Platform Dimensions	Service Range	Capacity
18971	17 1/4" x 27 1/2"	8 1/4"–29"	400 lb.
18972	19 1/4" x 32 1/2"	15 1/2"–35 1/2"	750 lb.
18973	20" x 35 1/2"	15 1/2"–50 1/4"	800 lb.

These products are shipped directly from the manufacturer and do not qualify for free shipping.



Ladders

Heavy-Duty Polyethylene Construction



DPI Heavy Duty Steps

- Non-skid striping on each step provides safety
- Rubber feet keeps stool stationary
- Convenient hand holes allow easier lifting
- Constructed of FDA approved materials
- Ideal for warehouse, office, mailroom use, and more

500 lb.
Duty Rating

Item#	Description	Item#	Description
156879	1-Step	156883	3-Step
156882	2-Step	156884	4-Step

Please specify color: Gray (GY) or Yellow (YW). These products are shipped directly from the manufacturer & do not qualify for free shipping.

Little Giant
Ladder Systems

Safety Stepladders

Lightweight and portable

- Wide, slip-resistant tread and fold-up safety bar offer maximum stability
- Rugged, corrosion-resistant aluminum alloy construction adds durability
- Super-slim, 5" folded depth
- 3-step and 4-step models are equipped with integrated work tray with two sturdy hooks for hanging paint cans or buckets, and holding paint brushes, tools, and more



ANSI APPROVED OSHA APPROVED CSA APPROVED

Type IA
300 lb.
Duty Rating

Item#	Description
158144	2-Step
96517	3-Step
150297	4-Step

These products are shipped directly from the manufacturer and do not qualify for free shipping.

WERNER Mighty-Lite® Step Stool

- Heavy-duty, yet lightweight and compact, 2' aluminum step stool is great for the office
- Sturdy molded top provides a large, comfortable area to stand (6"W x 12"L)
- Full size steps have slip-resistant grooves to ensure safety
- Unique spreaders eliminate pinching when opening and closing
- UL listed

Item#
8939

This product is shipped directly from manufacturer and does not qualify for free shipping.



ANSI APPROVED OSHA APPROVED

Type IA
300 lb.
Duty Rating

Improved design – now supports 500 lb.

cramer Kik-Step® Stool



- Durable 14" step stool has a wraparound bumper and anti-skid vinyl treads to avoid marring your office floors and walls
- Spring-loaded casters are retractable for stability
- Easy to assemble
- Ten-year limited warranty

Item#
8941

LOUISVILLE
LADDER SYSTEMS

FG Pinnacle Platform Ladder XL

- SHOX impact absorption system provides extra durability
- Raptor boots with non-marring bonded tread
- 35" extended handrail enhances safety

Type IA
300 lb.
Duty Rating

ANSI APPROVED OSHA APPROVED CSA APPROVED

Item#	Height
319173 2	2'
319173 3	3'
319173 4	4'
319173 5	5'
319173 6	6'

50% larger platform area



This product is shipped directly from the manufacturer and does not qualify for free shipping.

Little Giant
Ladder Systems

Flip-N-Lite Platform Ladder

- Slim, lightweight profile with extra heavy-duty construction
- Opens easily with just one hand
- Offers comfortable, deep rungs with a large, secure standing platform

Type IA
300 lb.
Duty Rating

ANSI APPROVED OSHA APPROVED CSA APPROVED

Item#	Height	Steps	Weight
319150 2	4'	2	12 lb.
319150 3	5'	3	14.5 lb.
319150 4	6'	4	16.9 lb.

This product is shipped directly from the manufacturer and does not qualify for free shipping.



WERNER Work Platform

225 lb. Load Rated

- Multi-use platform provides a non-skid area for standing
- Non-marring feet provide slip resistance and protect floor from damage
- Dimensions: 39½" x 12" x 20½"

Item#
227840

This product is shipped directly from the manufacturer and does not qualify for free shipping.



FG Heavy-Duty Fiberglass Extension Ladder

- Features outside slide guides, QuickLatch rung system, non-marring rail end caps, and rope and pulley
- Full heavy-duty metal boot is equipped with steel swivel safety shoes

Item# Height

319108 16	16'
319108 24	24'
319108 28	28'
319108 32	32'



Type IAA
375 lb.
Duty Rating



This product is shipped directly from the manufacturer and does not qualify for free shipping.

Verall Aluminum Telescopic Extension Ladder

Small enough to lock up and transport inside cars, trucks, and vans – no more worries about theft!

- Top bumper guards and molded rubber feet prevent scratches to floors and walls
- Aluminum construction is light enough to carry around easily by one person
- 1½" D steps extend in 12" increments
- Slip-resistant feet and extra-wide base provide stability and worry-free use
- Spring-loaded pins ensure that steps are locked into position, for added safety
- Easy, push-button release mechanism provides smooth closing action



Spring-loaded pin



Collapsible for easy storage

Closed Dimensions

Item#	Extended Height	(W x D x H)
26153	10' 6"	18½" x 2¾" x 29"
26154	12' 6"	19¼" x 4½" x 32"

These products are shipped directly from the manufacturer.

Powder-coated finish for long-lasting use

Cotterman™ Fixed Steel Ladder with Walk-Thru Handrails

- Side members are ¼" x 2" x 2" steel angle with ¾" corrugated steel round climbing rungs on 12" centers
- Walk-thru handrails extend 42" above landing surface

Item# Height

197690	7'
197691	8'

These products are shipped directly from the manufacturer and do not qualify for free shipping.



Extension Ladders

- Mar-resistant end caps
- Aluminum ladders are equipped with spring-loaded locks
- Fiberglass ladders feature non-conductive rails and slip-resistant rubber shoe pads for added safety
- Gravity spring locks
- Extension ladder covers protect siding from dents and scratches and fit any size extension ladder
- QuickClick™ stabilizer offers 46" span and 10" stand-off to allow work around windows, gutters, and overhangs

Item# Height

Aluminum:	
16278	20'
16279	24'
16280	28'
16281	32'

ANSI APPROVED OSHA APPROVED
Type IA
300 lb.
Duty Rating

Fiberglass:

9213	20'
9214	24'
9215	28'
9216	32'

Item# Description


Accessories:

16282	Extension Ladder Covers (pr.)
16283	QuickClick™ Stabilizer

These ladders are shipped directly from manufacturer and do not qualify for free shipping. Replacement parts and additional accessories are available. Please call for details.



QuickClick™ Stabilizer



Extension Ladder Covers

Fiberglass Extension Ladders

- QuickLatch® rung lock system
- Features non-marring rail end caps
- D-shape rungs are fully serrated

Non-Marring Rail End Caps

Item# Height

31531	20'
31532	24'
31533	28'

Type IA
300 lb.
Duty Rating

These products are shipped directly from the manufacturer and do not qualify for free shipping.

Little Giant

Ladder Systems **HyperLite™ SumoStance™**

CLIMB ON Extension Ladders

- Leveling outrigger system and roof line indicator
- Non-conductive, high strength fiberglass construction
- Up to 20% more rigid than comparable standard extension ladders

Item# Height

318720 16	16'
318720 24	24'
318720 28	28'
318720 32	32'

Type IA
300 lb.
Duty Rating

ANSI APPROVED OSHA APPROVED

These products are shipped directly from the manufacturer and do not qualify for free shipping.



Ladders

Little Giant
Ladder Systems

Type IA
300 lb.
Duty Rating

12 Year Limited
MANUFACTURER
WARRANTY



CLIMB ON Conquest Ladder

- Wide-flared base provides more lateral stability
- Constructed of exclusive, lightweight, non-conductive fiberglass technology
- Can be used in dozens of configurations, including A-frame, extension, and 90° ladders, replacing several sizes of stepladders

Item#	Step Height	Extension Height
181399	4'6"-7'6"	8'11"-14'11"

These products are shipped directly from the manufacturer and do not qualify for free shipping.

Little Giant
Ladder Systems

1 Year Limited
MANUFACTURER
WARRANTY

ANSI APPROVED OSHA APPROVED

Type IAA
375 lb.
Duty Rating



King Kombo

CLIMB ON All-Access Ladders

- Stepladder, traditional extension, and leaning ladder all in one!
- Non-conductive, high strength fiberglass
- Hi-vis green rails make ladder more noticeable

Item#	Step Height	Extension Height
318722 5	5'	8'
318722 6	6'	10'

These products are shipped directly from the manufacturer and do not qualify for free shipping.

WERNER Fiberglass LEANSAFE™ Leaning Ladder

Type IA
300 lb.
Duty Rating

ANSI APPROVED OSHA APPROVED



- Dropped rear rail pivot point gets ladder closer to your work
- Non-marring rubber bumper
- Rail latch with single action opening and closing locks the rear rail to the front rail to keep the ladder in leaning mode

Item#	Height	Item#	Height
218384	6'	218386	10'
218385	8'	218387	12'

These products are shipped directly from the manufacturer and do not qualify for free shipping.

LOUISVILLE


Step-to-Shelf Cross Step Ladder

- Converts from a step ladder to a shelf ladder
- Equipped with V-shape ProTop™ with non-marring slip-resistant rubber tread, magnet, and multiple slots
- Features SHOX impact absorption system, Raptor Boot with bonded rugged slip-resistant tread, inside spreader braces, heavy-duty reinforcement, and double rivets

Item#	Height	Item#	Height
248414 4	4'	248414 8	8'
248414 6	6'	248414 10	10'

These products are shipped directly from the manufacturer and do not qualify for free shipping.

ANSI APPROVED OSHA APPROVED CSA APPROVED



Little Giant
Ladder Systems

Limited Lifetime
MANUFACTURER
WARRANTY

Type IA
300 lb.
Duty Rating

ANSI APPROVED

OSHA APPROVED



Revolution 2-Person Multi-Ladder Stepladder

CLIMB ON

- Adjustable ladder can be safely used on stairs, ramps, curbs, docks, or other uneven surfaces
- Quad-Lock™ hinge locks into place with 4 pins
- Can be used as an A-frame, staircase, 90°, or extension ladder, also pulls apart to form into 2 scaffold trestles

250607

Item#	Step Height	Extension Height
250603	4'1"-7'1"	9'-15'
250605	5'1"-9'1"	11'-19'
250607	6'1"-11'1"	13'-23'

These products are shipped directly from the manufacturer and do not qualify for free shipping.

WERNER

Aluminum Telescoping Multi-Ladder

- Versatile ladder converts to twin stepladder, stairway ladder, extension ladder
- Height adjusts quickly with spring-loaded J-hook locks
- Extra wide flared bottom
- Slip-resistant feet
- Includes professional grade hinges and storage case



Type IA
300 lb.
Duty Rating

Item#	Step Height	Extension Height
22838*	4' to 7'	9' to 15'
22839*	5' to 9'	11' to 19'
22840	Step Accessory	-

*These products are shipped directly from the manufacturer and do not qualify for free shipping.

WERNER

Fiberglass Tripod Stepladder

Type IA
300 lb.
Duty Rating

ANSI APPROVED OSHA APPROVED

- Can be safely positioned through studs, in tight areas, and around corners
- Double riveted Traction-Tred™ steps add slip resistance and durability
- Fiberglass rails are non-conductive

Item#	Height	Item#	Height
319244 4	4'	319244 10	10'
319244 6	6'	319244 12	12'
319244 8	8'		

These products do not qualify for free shipping.





Fiberglass Stepladders

- Features non-conductive fiberglass side rails, and molded Tool-Tra-Top™ with drill holster and tool tray
- EDGE® molded brace increases bracing strength and helps protect rails
- Double-riveted Traction-Tred® steps for slip-resistant climbing

Item#	Height
9154	4'
9156	6'
9158*	8'
9161*	10'
9163*	12'

Item#	Description
238291	Plastic Lock-in Utility Bucket, 25 lb.
238276	Steel Lock-in Utility Hook
238274	Plastic Lock-in Ladder Job Caddy
238272	Plastic Lock-in Paint Cup

These products do not qualify for free shipping. *This product is shipped directly from the manufacturer.

LOUISVILLE. Fiberglass Stepladders

- Unique Da Boot™ design offers slip-resistant footing
- Impact-absorbing SHOX system
- Recessed ProTop™

Item#	Height
31524	4'
31525	6'
31526	8'
31527	10'

Non-Conductive



LOUISVILLE. HD Fiberglass Step Stools and Ladders

- Aluminum angled feet with thick rubber tread
- Includes magnet tray, hardware tray, curved front, drill and tool slots, and paint bucket holder
- Fiberglass is non-conductive when clean and dry

Item#	Height
295904 2	2'
295904 4	4'

Item#	Height
295904 6	6'
295904 8	8'



These products are shipped directly from the manufacturer and do not qualify for free shipping.

LOUISVILLE. Industrial Heavy-Duty Twin Front Fiberglass Step Ladder

- Non-conductive fiberglass ladder features extra-heavy-duty full metal boots and SHOX impact absorption system
- Allows two workers to use the same ladder at the same time

Item#	Height
248413 4	4'
248413 6	6'
248413 8	8'
248413 10	10'
248413 12	12'



These products are shipped directly from the manufacturer and do not qualify for free shipping.



LOUISVILLE. ProTop Fiberglass Pinnacle Platform Step Ladder

- Extended handrail and 30% larger platform area
- Da Boot™ with non-marring bonded tread
- Features SHOX impact absorption system and ProTop™ with multiple tool slots and magnet

Item#	Height
248410 2	2'
248410 4	4'
248410 6	6'
248410 8	8'
248410 10	10'



These products are shipped directly from the manufacturer and do not qualify for free shipping.



WERNER Fiberglass Platform Ladders

- 200 sq. in. work platform
- Equipped with non-conductive side rails
- Slip-resistant, extra-wide Traction-Tred® steps are double-riveted
- Reinforced bottom rail shields help protect against abrasion damage

Item#	Platform Height	Overall Height
8981	4'	6'
8983	6'	8'
8985	8'	10'



These products are shipped directly from the manufacturer and do not qualify for free shipping.



WERNER Ultra Pro Fiberglass Stepladders

- Innovative EDGE® bracing system
- Yellow non-conductive side rails
- Slip-resistant Traction-Tred®
- Heavy gauge Tool-Tra-Top®

Item#	Height
16271	4'
16272	6'
16273*	8'
16274*	10'
16277*	12'



These products do not qualify for free shipping. *This product is shipped directly from the manufacturer.



LOUISVILLE. Industrial Heavy-Duty Twin Step Fiberglass Ladders

- Can climb each side for simultaneous use
- Spreaders prevent fingers from getting pinched
- Special rubber foot pads eliminate sliding
- Non-conductive side rails

Item#	Height
8997	4'
8998	6'
8999	8'

These products are shipped directly from the manufacturer and do not qualify for free shipping.



Ladders

Each side supports 250 lb.

Ladders

Cotterman™ Rolling Stepladders Climb Easy with Angled Steps

- Welded steel platform ladders with wheels
- Designed to remain motionless and secure when in use
- Self-cleaning and slip-resistant steps
- Supports 450 lb.
- No assembly required

ANSI
APPROVED

OSHA
APPROVED


450 lbs.
Load Rated



Item#	Description	Top Step Height
9171	2-Step	20"
9172	3-Step	30"
9173*	4-Step	40"
16285	4-Step w/Handrails	40"
9174*	5-Step w/Handrails	50"
9175*	6-Step w/Handrails	60"
9176*	7-Step w/Handrails	70"
9177*	8-Step w/Handrails	80"

These products do not qualify for free shipping.

*Not for sale in California. Please call our Customer Service Reps for OSHA compliant ladders for California.



Platform provides safe access to elevated work areas



Safe-lock resets to rolling position with one step



Cotterman™ Welded Steel Work Platforms

OSHA
APPROVED

ANSI
APPROVED

450 lbs.
Load Rated

- Full handrails and large rubber pads on the front legs assure worker safety
- Steps and platform are constructed of rugged non-slip grip strut for long-lasting durability
- Can be easily moved around warehouse on 4" rigid casters with Safe-Lock brake system

Item#	Description	Platform Height	Platform Size (W x L)	Overall Height	Base (W x L)
16286	3-Step	30"	24" x 24"	60"	28" x 43"
16287	3-Step	30"	36" x 36"	60"	40" x 55"
16288	4-Step	40"	24" x 24"	70"	28" x 51"
16289	4-Step	40"	36" x 36"	70"	40" x 63"
16290*	5-Step	50"	24" x 24"	86"	28" x 58"
16291*	5-Step	50"	36" x 36"	86"	40" x 70"

These products are shipped directly from the manufacturer and do not qualify for free shipping.

*Not for sale in California. Please call our Customer Service Reps for OSHA compliant ladders for California.

Little
Giant

7 Year Limited
MANUFACTURER
WARRANTY

Compact Cage Fiberglass Ladders

CLIMB ON

- Fully enclosed platform helps prevent falls due to over-reaching
- Self-enclosing design is a safe, versatile alternative to tying off
- Lightweight fiberglass construction and Tip & Glide™ Wheels ease transport and set-up
- Works on uneven surfaces, stairs, and upper floors
- Item# 35087 features outriggers for added stability

Outriggers Add
Stability



Item#	Height
35083	4'-6"
35087	6'-10"

Type IAA
375 lb.
Duty Rating

These products are shipped directly from the manufacturer and do not qualify for free shipping.

Cotterman™ TiltNRoll® Ladders

- Uniquely designed and balanced welded steel stepladder easily tilts to the rolling position when pulled
- Once tilted, it can be easily moved on two wheels
- Top cross bar provides added safety
- Expanded metal steps are slip-resistant and self-cleaning
- No assembly required

ANSI
APPROVED

OSHA
APPROVED

450 lbs.
Load Rated

Item#	Description	Top Step Height
8977	2-Step	20"
8978	3-Step	30"
8979	4-Step	40"
8980*	5-Step	50"

These products shipped directly from manufacturer and do not qualify for free shipping. *Not for sale in California. Please call our Customer Service Reps for OSHA compliant ladders for California.



Reduce Worker Strain

Cotterman™ Masterstep® Rolling Stepladders

- Innovative ladder conveniently rolls for easy transport, yet stops for a motionless, secure climb
- Heavy-duty welded steel ladder has a tapered design and large cup feet to provide extra stability
- 5- and 6-step models feature sturdy double handrails
- Steps and platform are covered with rubber matting for sure footing

Item#	Description	Top Step Height
8931	2-Step	18"
8932	3-Step	27"
8933*	4-Step	36"
8934	5-Step w/Handrails	45"
8935*	6-Step w/Handrails	54"



ANSI
APPROVED

OSHA
APPROVED

450 lbs.
Load Rated

These products do not qualify for free shipping.

*Not for sale in California. Please call our Customer Service Reps for OSHA compliant ladders for California.



EASY-Set Scaffold Tower™ Aluminum Kits with Guardrails

- Lightweight unit has welded aluminum folding base, making it easier to assemble and erect
- Built with adjustable legs and casters

Item# Height Reach

Item#	Height	Reach
286273	6'	12'
286274	12'	18'
286275	18'	24'

Kit With Outriggers:

286276	24'	30'
--------	-----	-----

These products are shipped directly from the manufacturer and do not qualify for free shipping. Visit northernsafety.com for a complete list of kit contents.



ANSI APPROVED

OSHA APPROVED

CSA APPROVED

800 lbs.
Load Rated

286276



Extruded Alumina Boards

- 2-piece extruded aluminum design for use with steel scaffolds
- Slip-resistant surface adds safety

Item# Dimensions (L x W x H) Duty Rating

237678	7' x 19 1/16" x 2"	75 lb./sq. ft.
237680	8' x 19 1/16" x 2"	75 lb./sq. ft.
237679	10' x 19 1/16" x 2"	75 lb./sq. ft.

These products are shipped directly from the manufacturer and do not qualify for free shipping.

250 lbs.
Load Rated

Guard Rail System

- Modular guard rail system for use with stages
- Item#s 237595 and 237594: 1 1/2" width
- Item# 237597: stanchion post assembly
- Item#s 237599 and 237600: 3 1/2" sq. size

Item# Description

237595	108" Square Guard Rail
237594	156" Square Guard Rail
237597	Post
237599	108" Toe Board
237600	156" Toe Board

These products are shipped directly from the manufacturer and do not qualify for free shipping.



Long and Short Ladder Jacks

- Lightweight, sturdy units mount on either side of extension ladder
- Platform clamp system secures platform to ladder jacks and ties supporting ladders together to help secure entire ladder jack system
- For use with Type 1A and Type 1AA extension ladders

Item# Description Accepts Planks Up To Rungs

238264	Short Body	14"	2
238263	Long Body	20"	2
238265	Long Body	20"	3

These products are shipped directly from the manufacturer and do not qualify for free shipping.



Steel Rolling Scaffold

- Sections stack easily when casters are removed
- Platform height adjustable in 2" increments
- Protected locking pins prevent accidental release
- Locking casters swivel for convenient 360° mobility
- Easy one-person assembly, no tools required

Item# Dimensions (L x W x H)

237814	73 3/4" x 29 1/2" x 74 7/8"
--------	-----------------------------

This product is shipped directly from the manufacturer and does not qualify for free shipping.

1000 lbs.
Load Rated

Portable Steel Platform Scaffold

- High grade wheels prevent marring
- Multi-use S-hooks ease transportation and are ToolLasso®-compatible
- Planks adjust to different standing heights
- Can also be used as push cart, storage shelf, or work bench

Item# Dimensions (L x W x H)

237842	25 1/2" x 46 1/8" x 50 1/8"
--------	-----------------------------

This product is shipped directly from the manufacturer and does not qualify for free shipping.

500 lbs.
Load Rated

2-Person Plank Scaffold

- TWIST-PROOF® stage design is ideal for ladder jack applications, swing stages, or catwalks
- Slip-resistant decking minimizes paint or material build-up
- Vinyl-coated end caps serve as hand grips and protect from sharp edges and surface marks
- 1 1/2" side rail flange

Item# Dimensions (L x W x H) Item# Dimensions (L x W x H)

237619	8' x 20" x 4"	237621	20' x 20" x 6"
237622	12' x 20" x 4"	237624	24' x 20" x 6"
237623	16' x 20" x 5"	237626	28' x 20" x 6"

These products are shipped directly from the manufacturer and do not qualify for free shipping.

500 lbs.
Load Rated

1-Person Aluminum Decorator Planks

- Twist-proof, slip-resistant decking
- Vinyl-coated end caps protect against sharp edges and surface marks and can be used as hand grips
- 1 1/2" side rail flange

Item# Dimensions (L x W x H) Item# Dimensions (L x W x H)

237601	8' x 12" x 4"	237605	20' x 12" x 5"
237604	12' x 12" x 4"	237606	24' x 12" x 5"
237603	16' x 12" x 4"		

These products are shipped directly from the manufacturer and do not qualify for free shipping.

250 lbs.
Load Rated

Seating



Polyurethane seat won't tear or puncture

Ergonomic Polyurethane Chairs

- Back with ventilated ribs provides good air circulation
- Fully adjustable back with heavy-duty back bracket promotes proper posture
- 5-legged base with mushroom glides
- Welded chrome footring reduces pressure on legs



Item#	Base Type	Height Adjustment
18235	Reinforced Plastic	15"-20"
18236	Tubular Steel	19"-24"
18237	Reinforced Plastic	21"-31"
18238	Tubular Steel	24"-29"

Optional Hard Floor Caster Sets:

- 19788 For Reinforced Plastic Bases (pack of 5)
19789 For Tubular Steel Bases (pack of 5)

BEVCO Sit-Stand Series Chair

- Puncture-resistant polyurethane seat is impervious to water, oil, and most chemicals, making it suitable for many industrial settings
- Textured, non-slip seat surface keeps worker steady
- 25" 5-star nylon base with mushroom glides ensures stability
- Swivels 360°

Item#	Height Adjustment
182634	22"-32"



10 Year Limited MANUFACTURER WARRANTY

Utility Stools

- Pneumatic height adjustment and 360° swivel provide maximum versatility
- 5-legged base offers greater stability
- 15" dia. polyurethane seat is comfortable and durable
- Great for maintenance and repair, factories, and warehouses
- Item# 18252: equipped with handy storage tray and braking casters

Item#	Base Type	Height Adjustment
18251	Reinforced Plastic	16"-21"
18252	Tubular Steel	15½"-20½"

Tools not included.



10 Year Limited MANUFACTURER WARRANTY

Pneumatic seat height adjustment


Drafting Chair

- Scuff-resistant, 27" base with heavy-duty glides
- 360° swivel and adjustable back and seat tilt
- Contoured backrest and polypropylene back shell ensure superior durability and lumbar back support
- 18" chrome footring minimizes pressure on legs and knees

Item#	Height Adjustment
18247	24"-34"

19791 Optional Hard Floor Caster Set (pack of 5)

Also available in Navy Blue and Black by special order.



Resists punctures and tears

Ergonomic Industrial Chair

- Microcellular, self-skinning polyurethane seat and back offer durability

Item# Height Adjustment

18234	17"-35"
-------	---------

This product is shipped directly from the manufacturer and does not qualify for free shipping.



10 Year Limited MANUFACTURER WARRANTY

Adjustable seat height

Sit-Stand Stool

- Self-skinning polyurethane seat resists punctures and tears
- Ergonomic padded seat swivels 16° in either direction, returns to center automatically, and tilts forward up to 15°

Item# Height Adjustment

18250	23½"-33½"
-------	-----------

This product is shipped directly from the manufacturer and does not qualify for free shipping.

Anti-slip glides provide added stability



10 Year Limited MANUFACTURER WARRANTY

Plywood Seat Swivel Chair

- Heavy tubular steel base and riveted construction ensure durability
- Adjustable back rest
- 360° seat rotation

Item# Height Adjustment

18253	20"-28"
-------	---------



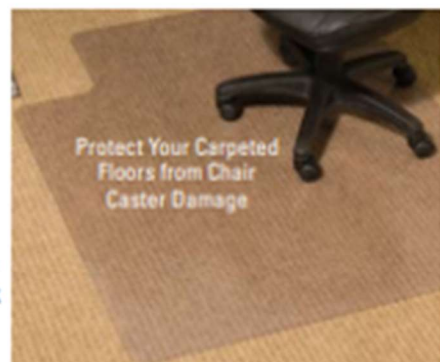
AnchorBar® Chairmat with Beveled Edge

- .110" ultra clear vinyl
- Beveled edge
- No Crack Mat® Guarantee ensures mats won't crack under normal use
- For use with carpets up to ¾" thick (including padding)

Item# Description

24835	36" x 48" Rectangle
24836	45" x 53" w/25" x 12" Lip
24837	46" x 60" Rectangle

These products are shipped directly from the manufacturer and do not qualify for free shipping.



Protect Your Carpeted Floors from Chair Caster Damage

Steel Chair Transport and Storage Dollies



Item#	Description	Chair Capacity
24724	Vertical	35
24725	Vertical	50
29331	Double Tier	84

These products are shipped directly from the manufacturer and do not qualify for free shipping. **Chairs sold separately.**

All-Steel Folding Chairs

- Waterfall seat
- **Standard:** double side hinges
- **Premium:** has all the features of the Standard, plus triple braces



Item#	Description	Qty Per Set
24668	Standard	4
24669	Premium	4

Please specify color: Beige (BG), Black (BK), Blue (BE), or Gray (GY). These products are shipped directly from the manufacturer and do not qualify for free shipping.



Vinyl Upholstered Premium Folding Chairs

- Durable construction includes 18-gauge steel tubing with U-shaped cross braces and V-shaped stability plugs
- Fully upholstered seat and back feature 19 mil vinyl over 1 1/2" foam



Item#	Frame Color	Fabric Color	Qty Per Set
24718	Beige	Beige	4
24719	Gray	Gray	4
24720	Beige	Brown	4
24721	Blue	Blue	4
24745	Black	Black	4

These products are shipped directly from the manufacturer and do not qualify for free shipping.

Premium Lightweight Plastic Folding Chairs

- **Horizontal Storage Dolly:** powder-coated steel dolly
- Can stack up to 36 chairs for easier storage



Item#	Frame Color	Seat/Back Color	Qty Per Set
24713	Gray	Gray	4
24714	Gray	Blue	4
24715	Black	Burgundy	4
24716	Black	Black	4
24717	White	White	4

Item#	Description	Chair Capacity
24723*	For Use w/Plastic Folding Chairs	36

These products are shipped directly from the manufacturer and do not qualify for free shipping. *Chairs sold separately.

Lab Stools


- 1/2" o.d. 18-gauge steel tubing
- **Backrests** are adjustable and tilt up and down to enhance comfort
- **Round Seat:** 14" dia. masonite board won't chip or crack
- **Padded Seat:** 1/2" vinyl padding is securely riveted through the steel seat pan
- **Square Seat:** contoured hardboard seat with 16 rivets won't chip, crack, or splinter
- **Premium Swivel:** seat swivels 360° while height adjusts 24"-28"



Item#	Description	Item#	Description
Hardboard w/Round Seat:		Padded Seat:	
24726	18" Stool	24738	18" Stool
24727	24" Stool	24739	24" Stool
24728	30" Stool	24740	30" Stool
24729	18" Stool w/Backrest	24741	18" Stool w/Backrest
24730	24" Stool w/Backrest	24742	24" Stool w/Backrest
24731	30" Stool w/Backrest	24743	30" Stool w/Backrest
Hardboard w/Square Seat:		Premium Swivel:	
24732	18" Stool	24744	24"-28" Adjustable Stool w/Backrest
24733	24" Stool	These products are shipped directly from the manufacturer and do not qualify for free shipping. Additional styles are available by special order. Please call for details.	
24734	30" Stool		
24735	18" Stool w/Backrest		
24736	24" Stool w/Backrest		
24737	30" Stool w/Backrest		

Steel Stacking Chairs

- Vinyl seats are cushioned with 1 1/2" high-density Grade A foam
- 3/4" square frame, 19-gauge steel tubing
- Plastic glides won't mar floors
- Vinyl and foam are Cal 117 rated



Item#	Color
237692	Pleasant Burgundy
237693	Panther Black

These products are shipped directly from the manufacturer and do not qualify for free shipping.

Modern Stacking Chairs

- 16-gauge, 1/2" round tubing with 12-gauge steel cross braces
- 1/2" foam density
- Upholstered seat on multi-ribbed plastic seat base



Item#	Color
237684	Blue
237685	Black
237687	Blue/Gray

These products are shipped directly from the manufacturer and do not qualify for free shipping.

Shop Equipment

National
Public
Seating

Lightweight Folding Tables

- Lightweight design makes these tables easy to set up and transport
- Blow-molded plastic table top



Item#	Description	Size	Capacity
25921	Rectangle	30"W x 60"L x 30"H	1,000 lb.
25922	Rectangle	30"W x 72"L x 30"H	1,000 lb.
25923	Rectangle	30"W x 96"L x 30"H	800 lb.
25924	Round	60"Dia.	1,000 lb.

These products are shipped directly from the manufacturer and do not qualify for free shipping.

edra!

ASSEMBLY
REQUIRED

Economy Work Benches

- Straight leg design adjusts from 29"-34" on 1" increments for maximum versatility and comfort
- Strong 1" thick flake board top supports over 200 lb. per square foot



Item#	Dimensions	Item#	Dimensions
19586	48"W x 24"D	19589	60"W x 30"D
19587	60"W x 24"D	19590	72"W x 30"D
19588	72"W x 24"D		

These products are shipped directly from the manufacturer and do not qualify for free shipping.

Industrial Work Stations

- **Bench Drawers:** precision, ball-bearing drawer slides provide smooth in-and-out
- 100 lb. capacity
- **Riser Shelf:** steel unit provides convenient storage and easy benchtop installation
- **Bottom Shelf:** heavy-duty steel with full depth of leg



*Please note: two bottom shelves must be utilized in order to achieve a full under-shelf

Item#	Dimensions	Item#	Dimensions
Station w/Painted Steel Top:			
186161	60" x 30"	186190	60" x 30"
186173	72" x 30"	186191	72" x 30"
186186	72" x 36"	186192	72" x 36"

Station w/Laminated Wood Top:

186187	60" x 30"
186188	72" x 30"
186189	72" x 36"

Item#	Description	Dimensions
-------	-------------	------------

Accessories:

186194	Bench Drawer	18" x 21"
186196	Riser Shelf	60" x 12" x 16"
186197	Riser Shelf	72" x 12" x 16"
186198	Bottom Shelf	60" x 12"
186200	Bottom Shelf	72" x 12"

Please specify color: Beige (BG) or Light Gray (LGY). These products are shipped directly from the manufacturer and do not qualify for free shipping.

edra!

Heavy-Duty Work Benches

- Rugged, 16-gauge steel construction
- **Flared Leg:** wide feet with mounting holes
- 30" height
- **Adjustable Leg:** straight leg design adjusts from 29"-33" high on 1" increments
- 2 1/2"W feet can be bolted to floor for added stability
- Top support and foot assembly constructed of 14-gauge steel



GY TN

Choose the proper top for your job

Steel Shop Plastic Laminate Butcher Block Maple

Dimensions	Flared Leg Item#	Adjustable Leg Item#
Steel Top:		
60"W x 30"D	19621	19633
72"W x 30"D	19622	19634
72"W x 36"D	19623	19635
Shop Top:		
60"W x 30"D	19624	19636
72"W x 30"D	19625	19637
72"W x 36"D	19626	19638
Plastic Laminate Top:		
60"W x 30"D	19627	19639
72"W x 30"D	19628	19640
72"W x 36"D	19629	19641
Butcher Block Maple Top:		
60"W x 30"D	19630	19642
72"W x 30"D	19631	19643
72"W x 36"D	19632	19644

Item#	Description	Size
Accessories:		
19645	Riser	60"W
19646	Riser	72"W
19647	Back and End Stops	60"W x 30"D
19648	Back and End Stops	72"W x 30"D
19649	Back and End Stops	72"W x 36"D
19650	Lower Shelf	60"W
19651	Lower Shelf	72"W
19652	Drawer	-
19573	Cylinder Lock	-

Please specify color: Gray (GY) or Tan (TN). These products are shipped directly from the manufacturer and do not qualify for free shipping.

PROLINE

ASSEMBLY
REQUIRED

Bench-in-a-Box

- Pre-kitted unit takes the guesswork out of configuring the bench you need
- Each bench is packaged separately, complete with bench, 12-outlet power supply, overhead adjustable light, and bin holder (see complete list at northern-safety.com)



Item#	Bench	Dimensions	Mfg. Model#
218549	Plastic Laminate	30" x 60"	B1B1
218550	ESD Laminate	30" x 60"	B1B2
218551	Plastic Laminate	30" x 72"	B1B3
218552	ESD Laminate	30" x 72"	B1B4

These products are shipped directly from the manufacturer and do not qualify for free shipping.



StrongHold
Shop Desks

- Heavy-duty 12-gauge steel
- 3-point locking system (padlocks sold separately)
- Upper storage area for papers
- Slanted top provides a writing surface


Item# Dimensions (W x D x H)
318083 36" x 28" x 42"

318084 48" x 28" x 42"

These products are shipped directly from the manufacturer and do not qualify for free shipping.




Cabinet Tables

- Sturdy steel top has back and end stops to prevent tools from sliding off
- Shelves adjust on 1/8" increments for maximum versatility
- **Item# 19563:** reversible top offers flat work surface
- **Item# 19565:** equipped with locking door for secure storage, and delivers over 18 cu. ft. of storage space




Item#	Dimensions (W x D x H)	# Shelves
19563	21" x 15 1/2" x 34"	3
19564	24" x 24" x 34"	1
19565	36" x 24" x 34"	1

These products are shipped directly from the manufacturer and do not qualify for free shipping.



Tool Toters

- Enclosed drawer case includes hasp for standard padlock (not included)
- Cabinet door is equipped with lock and 2 keys
- (4)-3" swivel casters allow mobility at the work site
- Overall size: 18"W x 24"D x 34 1/2"H
- Drawer size: 15"W x 23"D x 4 1/4"H
- **Item# 19568:** cabinet measures 14"W x 24"D x 14"H



Item#	Description
19566	2 Drawer, Lower Tray
19567	4 Drawer
19568	2 Drawer, 1 Cabinet

These products are shipped directly from the manufacturer and do not qualify for free shipping.



Shop Desks

- **Wall Mount:** mounting bracket, drawer lock, and 2 keys
- **Open Style:** sloping top is 43" at front, drawer measures 24"W x 28"D x 3 1/2"H, and includes lock and 2 keys
- **Cabinet Style:** cabinet door has easy-to-use "T" handle, and built-in lock with 2 keys
- **Deluxe:** features 2 double-deep file drawers with cylinder lock knock-outs, box drawer, 8 compartment heavy-duty sorter, 1 tray drawer with cylinder lock and 2 keys, and lower shelf/footrest



Item#	Description	Dimensions (W x D x H)
19569	Wall Mount	34 1/2" x 30" x 32 1/2"
19570	Open Style	34 1/2" x 30" x 53"
19571	Cabinet Style	34 1/2" x 30" x 53"
19572	Deluxe	39" x 28 1/4" x 55 1/2"
19573	Cylinder Lock	-

These products are shipped directly from the manufacturer and do not qualify for free shipping.



Mobile Service Benches

- Combines work surface of a bench, storage capacity of a cabinet table, and mobility of a service cart
- Strong, pressed wood top provides flat, rigid work surface
- Overall dimensions: 37"H x 42"W x 24"D

Item#	Description	Item#	Description
19577	2 Door	19580	10 Drawer
19578	1 Drawer, 1 Door	19581	Cylinder Lock
19579	5 Drawer, 1 Door		

These products are shipped directly from the manufacturer and do not qualify for free shipping.


Double Shift Industrial Cabinets

- Lower compartments have (2)-adjustable shelves
- Heavy-duty 12-gauge steel construction
- 3-point locking system (padlocks sold separately)
- Includes upper storage area for paperwork
- Slanted top offers a convenient writing surface

Item#	Dimensions (W x D x H)
318078	36" x 28" x 42"
318081	48" x 28" x 42"


These products are shipped directly from the manufacturer and do not qualify for free shipping.



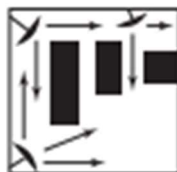
Mirrors

Convex Mirrors

- Acrylic mirrors prevent accidental collisions by allowing the viewer to see around corners
- Indoor:** features $\frac{3}{16}$ " pressure-treated backing and aluminum channel trim with rivet connection for maximum strength and durability
- 12" and 18" diameter mirrors come with a Z mounting bracket
- 26", 30", 36", and 48" diameter mirrors include telescoping bracket hardware for greater versatility
- Outdoor:** equipped with $\frac{3}{16}$ " heavy-duty black plastic for added protection from the weather
- Includes telescoping mounting bracket hardware



Provides 160° viewing



Item#	Size (Dia.)	Maximum View Distance
Indoor:		
9625	12"	12'
9626	18"	20'
9627	26"	30'
9628	30"	35'
154609*	36"	40'
154611*	48"	50'
Outdoor:		
9629	12"	12'
9630	18"	20'
9631	26"	30'
9632	30"	35'
154613*	36"	40'
154614*	48"	50'

*These products are shipped directly from the manufacturer and do not qualify for free shipping.

Full Dome Mirrors

- Use at 4-way intersections to improve traffic safety and security efforts
- Made of durable $\frac{1}{8}$ " acrylic for lasting use
- Attach to chain set (included) or directly to ceiling
- Includes mounting hardware and instructions



Provides 360° viewing

Item#	Size (Dia.)	Maximum View Distance
9640	18"	20'
9641*	26"	28'
9642*	32"	34'
154615*	36"	40'
154616*	48"	50'

*This product is shipped directly from the manufacturer and does not qualify for free shipping.

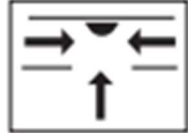
Half Dome Mirrors

- Use at 3-way "T" intersections to uncover blind areas and prevent costly accidents
- Easy to install on wall or ceiling
- Acrylic



Provides 180° viewing

Item#	Size (Dia.)	Maximum View Distance
9647	$\frac{1}{2}$ of 18"	20'
9648	$\frac{1}{2}$ of 26"	28'
9649	$\frac{1}{2}$ of 32"	34'



Convex

Dome

Forklift Mirrors

- Easy-to-install mirrors increase loading dock safety
- Shatter-resistant acrylic construction assures long-lasting use
- Item# 29276** is perfect for mounting on the forklift
- Item# 29277** can be wall-mounted, or mounted directly on the forklift
- Both models include mounting hardware

Item#	Description
29276	Convex, 8" Dia.
29277	Dome, 8" Dia.



Reduce blind spots in tight dock areas

Safety Border Convex Mirrors

- Wide angle view eliminates blind spots and increases visibility
- Black and yellow safety border makes mirror more noticeable
- Top quality silvering is 20% brighter than glass mirrors
- Outdoor** models are equipped with weatherproofing to protect against the elements
- All models include mounting hardware
- Perfect for loading docks and warehouse areas



Increase visibility... increase safety

Item#	Size (Dia.)	Item#	Size (Dia.)
Indoors:		Outdoors:	
29279	18"	29282	18"
29280	26"	29283	26"
29281	30"	29284	30"

Roundtangular Convex Mirrors

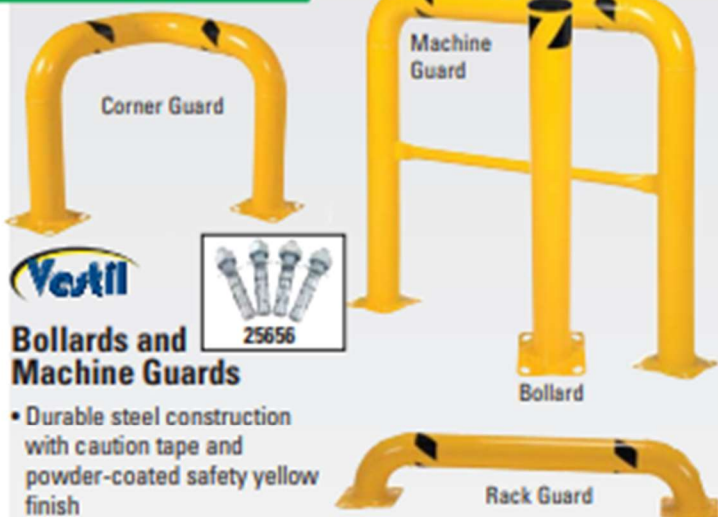
- Specifically designed for lower clearance areas that need the view of a standard convex mirror
- Made of shatter-resistant acrylic for lasting use
- Treated hardboard back and reinforced vinyl trim protect the mirror from the weather
- Ideal for parking garages, loading areas, and blind spots near machinery



Ideal for low clearance areas

Item#	Size (H x L)	Item#	Size (H x L)
29287	12" x 18"	29289	20" x 30"
29288	18" x 26"	29290	24" x 36"

Dock Equipment



Bollards and Machine Guards

- Durable steel construction with caution tape and powder-coated safety yellow finish
- Bolts to surface for extra stability

Item#	Size	Dia.	Base Plate
-------	------	------	------------

Bollards:

7050	36"H	4½"	8" x 8"
7051	42"H	4½"	8" x 8"
7052	36"H	5½"	8" x 8"
7053	42"H	5½"	8" x 8"

Machine Guards:

7455	24"H x 39½"L	4½"	8" x 8"
7456	24"H x 51½"L	4½"	8" x 8"
7457	42"H x 39½"L	4½"	8" x 8"
7458	42"H x 51½"L	4½"	8" x 8"

Rack Guards:

7307	9"H x 39½"L	4½"	8" x 8"
7308	9"H x 51½"L	4½"	8" x 8"

Corner Guards:

7346	24"H x 28"L	4½"	8" x 8"
7347	36"H x 34"L	4½"	8" x 8"

Concrete Mounting Kit:

25656 ¾" x 4" Anchors (4/pack)

These products are shipped directly from the manufacturer and do not qualify for free shipping.

EAGLE Bumper Post Sleeves

- Durable, high-density polyethylene post sleeves have UV inhibitors to resist rusting, fading, and cracking
- Sleeves are easy to install and can be trimmed for a precise fit
- Item#s 6924, 6925, and 20841: vertical ribs offer added impact protection

Item#	Size	Inner Diameter	Outer Diameter	Height
-------	------	----------------	----------------	--------

Ribbed Post Sleeves:

6924	4"	4.75"	5.75"	56"
6925	6"	6.875"	7.875"	56"
20841	8"	8.875"	10.00"	57"

Smooth Post Sleeves:

28800	4"	4.75"	5.25"	56"
28801	6"	6.875"	7.375"	56"
28802	8"	8.875"	9.375"	57"

Please specify color: Item#s 6924, 6925 and 20841—Lime (LE), Orange (OE), Red (RD), or Yellow (YW); Item#s 28800, 28801, and 28802—Red (RD) or Yellow (YW). These products are shipped directly from the manufacturer and do not qualify for free shipping.



Column Protectors

- Blow-molded, high-density polyethylene corrugated ribs offer cold, impact, and chemical resistance
- Key-lock ensures alignment while minimizing vertical and horizontal slippage
- Installs easily using 2 nylon belts with Velcro fasteners
- Fits H-beam, I-beam, square and round columns
- Stackable for added height protection
- 24" dia. x 42"H
- Lime and orange protectors feature (2) reflective strips, adding visibility

Item#	Column Diameter	Item#	Column Diameter
16382	6"	16384	10"
16383	8"	16385	12"

Please specify color: Lime (LE), Orange (OE), or Yellow (YW). These products are shipped directly from the manufacturer and do not qualify for free shipping.



Column Sentry® FIT 42"H Adjustable Column Protectors

- Surrounds interior building columns with cushion of air
- Allows air to escape and flexes during impact
- Set of nylon straps ensures tool-free installation around square, round, or H-columns

Item#	Size	Outside Dimensions
315448	4"-8"	16" x 16"
315449	8"-12"	20" x 20"

These products are shipped directly from the manufacturer and do not qualify for free shipping.



Column Sentry® 42" Column Protectors

- Protector bounces back impact after impact
- Low-density polyethylene is stackable and weatherproof
- Installs without tools – attached nylon straps secure to column
- Square models are sized to fit square, round, or H-columns for added versatility

Item#	Column Size	Outside Dimensions (H x Dia.)
-------	-------------	-------------------------------

Square:

315407	6" x 6"	42" x 24"
315408	8" x 8"	42" x 24"
315413	10" x 10"	42" x 24"
315416	12" x 12"	42" x 24"

Flanged Beam:

315411	8" Web, 10" Flange	42" x 24"
315414	10" Web, 10" Flange	42" x 24"

Round:

315412	9" Dia.	42" x 24"
--------	---------	-----------

These products are shipped directly from the manufacturer and do not qualify for free shipping.



HEARTLAND Saf-T-Gard

- Includes mounting hardware and polished aluminum fittings
- Complies with OSHA 2-rail and BOCA 3-rail standards



Item# Description

Item#	Description
2-Rail:	
25641	4' Starter
25642	4' x 4' Corner Unit
25643	4' Extension


Item# Description

Item#	Description
3-Rail:	
25644	4' Starter
25645	4' x 4' Corner Unit
25646	4' Extension

These products are shipped directly from the manufacturer and do not qualify for free shipping.

Vestil Spring-Loaded Safety Gates

- Self-closing, 12" high gates can be mounted from the left or right
- Mount to horizontal rails up to 2" in diameter
- Includes mounting hardware
- Complies with OSHA standards



Item#	Description	Opening Width
25438	Powder-Coated Steel	16" to 26"
25439	Powder-Coated Steel	24" to 40"
240427	Galvanized Steel	16" to 26"
240245	Galvanized Steel	24" to 40"

These products are shipped directly from the manufacturer and do not qualify for free shipping.

WARNING: Cancer and Reproductive Harm— www.P65Warnings.ca.gov



Vestil Modular Column Guard System

- Single-bolt installation secures rails to posts
- Constructed of heavy-duty 2 1/2" square steel tubing
- Safety yellow finish is powder-coated



Item#	Description	Item#	Description
146042	48" Rail	146039	Corner, Single Rail
146046	72" Rail	146041	Corner, Double Rail
146045	96" Rail	146049	Post, Single Rail
146044	120" Rail	146047	Post, Double Rail
146043	144" Rail	146048	Post Wall Mount
		146051	Rail Wall Mount

These products are shipped directly from the manufacturer and do not qualify for free shipping.

WARNING: Cancer and Reproductive Harm— www.P65Warnings.ca.gov

Vestil Mezzanine Safety Gates

- Manually operated gate rotates to allow access to mezzanines
- Heavy-duty welded steel is powder-coated safety yellow



Item#	Width	Handrail Height	Mid-Rail Height
146040	56"	42"	21"
240342	96"	42"	21"

These products are shipped directly from the manufacturer and do not qualify for free shipping.

WARNING: Cancer and Reproductive Harm— www.P65Warnings.ca.gov

Dock Equipment



Vestil Round Steel Piping Handrails

- Easy-to-install, fully-welded steel pipe with safety yellow, powder-coat finish
- Handrails are 42"H with a 21"H mid-rail
- Handrail gates include mounting hardware
- Floor mount sockets accept 2" x 4" or 2" x 6" wood when toe-boards are required, and feature cast steel construction with rust-prohibiting zinc polish finish
- 4 lag bolts for proper installation (sold separately)



Item#	Size	Item#	Size
Safety Handrails:			
25887	2'L	Safety Handrails Continued:	
25888	3'L	25892	7'L
25889	4'L	25893	8'L
25890	5'L	Handrail Gates:	
25891	6'L	25894	3'W
		25895	4'W

Item# Description

Mounting Hardware:

25896	Concrete Lag Anchors (4/pk)
25897	Single Socket, Floor Mount
25898	Double Socket, Floor Mount

These products are shipped directly from the manufacturer and do not qualify for free shipping.

Vestil Galvanized Guard Railing Systems

- Rails and mounting posts sold separately
- Mounting posts include mounting hardware
- Guard railing meets DOT specifications



Item#	Description	Item#	Description
Railings - Galvanized Steel:			
25770	4'L	Railings - Yellow Powder-Coat:	
25771	6'L	25775	4'L
25772	8'L	25776	6'L
25773	10'L	25777	8'L
25774	12'L	25778	10'L
		25779	12'L

Item# Description

Mounting Posts:

25780	18", Single Rail Mounting
25781	42", Dual Rail Mounting

Accessories:

25785	Plastic Yellow End Cap
25656	3/4" x 4" Anchors (4/pack)

HEARTLAND Protective Guard Rails

Built for Strength

- Impact rated 10,000 lb. load at 4 mph
- Constructed of 10-gauge corrugated steel
- Hardware included
- Rails and posts sold separately



Item#	Size	Item#	Size
Rails:			
7461	4'L	Posts:	
7462	6'L	7465	18" Single Rail
7463	8'L	7466	42" Double Rail
7464	10'L		

These products are shipped directly from the manufacturer and do not qualify for free shipping.

Dock Equipment

Vestil Mechanical Edge-O-Dock Levelers

- Provides access to trucks up to 5' higher or lower than dock
- Recommended dock height is 48"
- Requires steel dock edge for proper installation
- Automatically folds down into stored position when truck pulls away from dock
- Mechanical torsion spring lift assist assures easy one-hand operation



Item#	Plate Size (W x L)	Overall Width	Capacity
Levelers:			
18886	66" x 27"	92"	20,000 lb.
18887	72" x 27"	98"	20,000 lb.
18888	66" x 27"	92"	25,000 lb.
18889	72" x 27"	98"	25,000 lb.

Approach Plate:

201856 96" x 12" x 1/4" Thick

These products are shipped directly from the manufacturer and do not qualify for free shipping.

Vestil Swivel Dock Gates

- Durable construction assures longer use
- Swivel stop prevents gate from swinging too wide
- Ideal for securing platforms and pathways
- Includes pre-drilled mounting holes for easy attachment



Item#	Description
202743	For 8' Door, Pair
202745	For 9' Door, Pair
202744	For 10' Door, Pair

These products are shipped directly from the manufacturer and do not qualify for free shipping.

Vestil Dock Safety Swing Gates

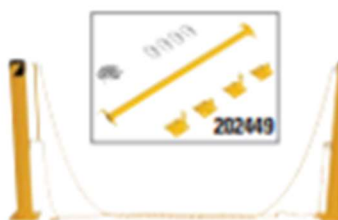
- Schedule 10 pipe with baked-in powder-coat finish
- Foot release lock keeps railing from being moved when in use
- Includes cast single socket



Item#	Opening Width	Top Rail Height
240465	108"	46 1/2"
202797	132"	46 1/2"

These products are shipped directly from the manufacturer and do not qualify for free shipping.

▲ **WARNING:** Cancer and Reproductive Harm— www.P65Warnings.ca.gov



Vestil Dock Chain Barrier Bollard System

- Double steel chain design adds security for doors up to 10'
- Bolt-on chain hook-up eases installation and removal
- Systems include (2)-bollards, (2)-127" chains, and hardware
- Item# 202449 includes (4)-bollard mounting brackets, (16)-self-tapping screws, chain post handle, and (4)-quick link clips


Item#	Description
202446	4.5' Bollard System
202448	5.5' Bollard System
202449	Conversion Kit

These products are shipped directly from the manufacturer and do not qualify for free shipping.

▲ **WARNING:** Cancer and Reproductive Harm— www.P65Warnings.ca.gov

Vestil Aluminum Dockplates

- Checker pattern surface ensures skid-resistant traction
- 11° bend in the plate allows edges to be flush at dock and truck
- Features locking legs, beveled edges, and lifting handle
- Complies with OSHA requirements



For use with non-motorized equipment

Item#	Plate Thickness	Width	Length	Capacity
18913	3/8"	36"	36"	2,500 lb.
18914	3/8"	36"	48"	1,900 lb.
18915	3/8"	48"	36"	3,500 lb.
18916	3/8"	48"	48"	2,600 lb.
18917	3/8"	60"	36"	4,100 lb.
18918	3/8"	60"	48"	2,900 lb.
18919	1/2"	36"	36"	4,300 lb.
18920	1/2"	36"	48"	3,000 lb.
18921	1/2"	48"	36"	5,300 lb.
18922	1/2"	48"	48"	3,800 lb.
18923	1/2"	60"	36"	6,600 lb.
18924	1/2"	60"	48"	4,800 lb.

These products are shipped directly from the manufacturer and do not qualify for free shipping.

Vestil



Aluminum Truck Wheel Risers

- Allows trucks and trailers to be level with loading docks
- 100% welded aluminum construction is lightweight and won't rust



Item#	Height	Overall Length	Level Length	Width
25585	6"	48"	30"	18"
25586	8"	54"	30"	18"
25587	10"	60"	30"	18"
25588	12"	72"	36"	18"
25589	6"	48"	30"	24"
25591	8"	54"	30"	24"
25593	10"	60"	30"	24"
25594	12"	72"	36"	24"

These products are shipped directly from the manufacturer and do not qualify for free shipping.

Vestil Dock Seal with Projection

- Three foam-filled pads are designed for maximum protection against damage from trailers
- Includes mounting hardware



Item#	Projection	Item#	Projection
8' x 8' Door:			
202408	10"	202419	10"
202409	11"	202421	11"
202410	12"	202420	12"
202411	13"	202424	13"


These products are shipped directly from the manufacturer and do not qualify for free shipping.

▲ **WARNING:** Cancer and Reproductive Harm— www.P65Warnings.ca.gov



Aluminum Hand Truck Dockboards

- Beveled entrance and exit edges provide smooth transition
- Tread plate surface ensures skid-resistant safe traction
- Bolt-on locking legs and lifting handles



Item#	Overall Width	Overall Length
201846	31 1/4"	35 1/4"
201847	31 1/4"	47 1/4"
201848	37 1/2"	47 1/4"
201849	37 1/4"	59 1/4"
201850	37 1/4"	71 1/4"
201851	37 1/4"	95 1/4"

These products are shipped directly from the manufacturer and do not qualify for free shipping.

▲ WARNING: Cancer and Reproductive Harm— www.P65Warnings.ca.gov

Vestil Aluminum Hook Style Walk Ramp

- Easily enables loading and unloading when docks are unavailable
- 100% welded aluminum construction is light-weight and will not rust
- Steel hook style provides a sturdy surface for loading



Item#	Usable Length	Max. Height Range
201872	72"	28"
201874	84"	28"
101984	96"	31"
201876	108"	28"
101978	120"	40"

These products are shipped directly from the manufacturer and do not qualify for free shipping.

Aluminum Mounting Hardware

Item#	Size (W x H)
Standard Door:	
18837	8' x 8'
18838	8' x 10'
18840	10' x 10'
Pedestrian Door:	
18851	3' x 7'
18852	4' x 7'
18853	5' x 7'
18854	6' x 7'
Item#	Size (W x H)

Replacement Vinyl Strips:

For Standard Doors:	
18865	12' x 8'
18867	12' x 10'
18869	12' x 12'
For Pedestrian Doors:	
18876	8' x 7'

HTP Mounting Hardware

Item#	Size (W x H)
Standard Door:	
29370	8' x 8'
29371	8' x 10'
29372	10' x 10'
Pedestrian Door:	
29380	3' x 7'
29381	4' x 7'
29382	5' x 7'
29383	6' x 7'
Item#	Size (W x Thickness x L)

Replacement Bulk Roll Stripping:

18878	6' x .060 x 300'
18879	8' x .080 x 300'
18881	12' x .120 x 200'
18882	16' x .160 x 100'
Item#	Description

MaxBullet® Mounting Hardware:

21432	Aluminum, 2' Kit
-------	------------------

These products are shipped directly from the manufacturer and do not qualify for free shipping. Additional colors and textures are available by special order. Please call for details.

Dock Equipment



Aluminum Mini Tread Plate

- Ideal for use with two wheel hand trucks
- Features carrying handles and diamond tread plate surface



Item#	Overall Width	Overall Length	Capacity
201852	24"	18"	500 lb.
201855	30"	18"	600 lb.
201854	36"	18"	700 lb.

These products are shipped directly from the manufacturer and do not qualify for free shipping.



Steel Hand 60"W Truck Dockboards

- Beveled entrance and exit edges provide smooth transition
- Tread plate surface ensures safe, skid-resistant traction
- Bolt-on locking legs and lifting handles



Item#	Length	Capacity
202756	36"	5,150 lb.
202757	60"	3,090 lb.
202758	48"	3,860 lb.
202777	36"	9,160 lb.
202778	48"	6,875 lb.
202781	60"	5,500 lb.

These products are shipped directly from the manufacturer and do not qualify for free shipping.

▲ WARNING: Cancer and Reproductive Harm— www.P65Warnings.ca.gov



Perfect for maintaining temperatures in climate controlled areas



Strips just push on – no nuts or bolts required

ALECO® Clear-Flex® II Smooth Strip Doors and Accessories

- Smooth, bright orange strips clearly mark doorways
- All doors include the MaxBullet® mounting system which cuts installation time by 75%, strip installation time by 90%
- HTP Mounting Hardware: super-strong material gets even stronger in colder temperatures
- Standard Door: constructed of 12' x .120 clear vinyl PVC
- Pedestrian Door: made of 8' x .080 clear vinyl PVC
- Bulk Roll Stripping: allows you to customize the length you need
- MaxBullet® Mounting Hardware sold separately for use with bulk roll stripping

Dock Equipment

Trailer Stands

- Helps eliminate trailer up-ending and tip-over
- Item# 314928:** twin, weight-bearing posts and twin-spin leveling system
- Item#s 314927 and 314922:** gas shock, self-leveling system
- Item# 314922:** includes lever-locking mechanism

1 Year Limited
MANUFACTURER
WARRANTY



Item#	Description	Capacity	Working Height Range
314928	2-Post	100,000 lb.	38 1/2" - 49 1/2"
314927	Auto-Stand	100,000 lb.	42 1/2" - 52 1/2"
314922	Auto-Stand Plus	100,000 lb.	38" - 48"

These products are shipped directly from the manufacturer and do not qualify for free shipping.

Vestil Trailer Stabilizer Jacks

- Prevents upending and stabilizes uncoupled semi-trailers during loading or unloading operations with power equipment
- Powder-coated safety yellow finish with reflective red collar
- Precision robotic welded steel construction
- Meets OSHA requirements when used with wheel chocks



Item#	Description	Static Capacity	Lifting Capacity	Service Range
18925	Economy Spin Top	50,000 lb.	5,000 lb.	44"-51"
18926	Deluxe Spin Top	100,000 lb.	40,000 lb.	39 1/2"-51"
18927	Ratchet Stabilizing	100,000 lb.	40,000 lb.	39"-51"
18928	Ratchet Beam	100,000 lb.	40,000 lb.	39 1/2"-51"

These products are shipped directly from the manufacturer and do not qualify for free shipping.

Vestil Plastic Skid

- Maintenance-free, virgin HDPE skids feature open-bottom, open grid
- 4-way entry is easy to use with hand pallet trucks or fork lifts
- Recyclable and resistant to insects
- Not for use in unsupported pallet racks
- 40"W x 48"L x 6"H



Find more pallets on page 334

Item#	Capacity
30821	3,300 lb. Static, 660 lb. Dynamic

Blown Stretch Wrap

- Versatile, puncture- and tear-resistant blown stretch wrap
- Provides simple solution for all hand-wrapped applications
- Dispenser sold separately



NSI Pallet Trucks

Item#	Description	Dimensions (W x L)	Capacity
21896	Standard	21 1/2" x 45"	5,500 lb.
22761	Heavy-Duty	27" x 48"	7,700 lb.

This product does not qualify for free shipping.

Vestil Electronic Digital Floor Scale

Purchase 2 approach ramps to allow drivers to easily move on and off


- Floor-mounted, low profile design
- Features pedestal-mounted Mettler-Toledo Hawk scale unit with digital read-out
- Scale reads in pounds, kilograms, and grams and includes a TARE feature
- Programmable to ± 5 lb., 2 lb., and $\frac{1}{2}$ lb. (and equivalent kilograms)
- Adjustable height legs allow use on uneven floors
- Includes: (6)-D-cell batteries and 110V AC power adapter



Item#	Description	Capacity	Dimensions
25458	Scale	5,000 lb.	48"W x 48"L x 3 1/2"H
25459	Approach Ramp	-	48"W x 48"L

These products are shipped directly from the manufacturer and do not qualify for free shipping.

Rotate material 360° to make your job easier



Vestil Pallet Carousels

- Durable powder-coat finish and rugged, all-steel construction
- Standard:** can be added to work bench, scissor table, or placed on the floor
- Guide rollers keep rings aligned
- Thin Spin:** low profile ensures easy pallet truck loading and unloading
- Overall height is only 7/8"
- Safety detent lock prevents carousel from rotating when not in use

Item#	Outer Dia.	Overall Height	Capacity
Standard:			
18937	30"	2 1/4"	4,000 lb.
18939	36"	2 1/4"	4,000 lb.
18941	40"	2 1/4"	4,000 lb.
18942	40"	2 1/4"	6,000 lb.
18944	48"	2 1/4"	4,000 lb.
18945	48"	2 1/4"	6,000 lb.
Item#	Outer Dia.	Turntable Dia.	Capacity
Thin Spin:			
18935	48"	39"	4,000 lb.
18934	54"	45"	4,000 lb.
18933	60"	51"	4,000 lb.

These products are shipped directly from the manufacturer and do not qualify for free shipping.



Stop & Go Signaling Systems

- Bright yellow polypropylene housing
- System measures 11 $\frac{3}{4}$ "H x 6 $\frac{1}{8}$ "W x 3 $\frac{1}{4}$ "D
- Item#s 29320, 29321, and 29322: comes with two units –one system mounts inside, one outside
- Item#s 29323, 29324, and 29325: ideal for applications where opposing signals are not required



Item#	Description	Item#	Description
Indoor/Outdoor Stop & Go Light Set:			
29320	12V 0.60 AMP	Outdoor-Only Stop & Go Lights:	
29321	24V 0.60 AMP	29323	12V 0.13 AMP
29322	115V 0.06 AMP	29324	24V 0.13 AMP
		29325	115V 0.10 AMP

These products are shipped directly from the manufacturer and do not qualify for free shipping.



Industrial Dock Lights

- 24" arm adjusts 300° horizontally
- 16" arm adjusts 210° vertically
- Nylon and steel washers at all joints ensure long wear and smooth operation
- Ideal for warehouse loading docks



Item#	Description	Watts
7481*	Incandescent	300
7483	Quartz Halogen	500
94335	LED	12



*Bulb sold separately.

Vestil LED Dock Lighting

- Lights use 80% less energy
- Eliminates shattered glass of broken incandescent bulbs
- 12 watts

Item#	Description
202641	40" Double Arm
202639	60" Double Arm



WARNING: Cancer and Reproductive Harm – www.P65Warnings.ca.gov

Transportation Security and Safety Devices

- King Pin Lock:** completely covers semi-trailer's king pin, preventing unauthorized coupling
- Glad Hand Lock:** covers and secures air line connections of semi-trailer

Item#	Description
18929	King Pin Lock
18930	Glad Hand Lock, Plastic, Keyed Different
18931	Glad Hand Lock, Aluminum, Keyed Different

Keyed alike locks are available. Please call for details.



Vestil Extruded Rubber Fender Bumpers

- Extruded bumper protects against heavy impact
- Half oval shape allows for effective fendering action over a wide radius
- $\frac{3}{8}$ " mounting hole diameter

Item#	Size
102035	18"L x 2"W x 1.75"H
102036	24"L x 2"W x 1.75"H
102037	36"L x 2"W x 1.75"H

These products are shipped directly from the manufacturer and do not qualify for free shipping.



Wheel Chocks

- Reinforced Pyramids:** designed for maximum traction to grip tire and pavement
- Urethane Chocks:** oil- and chemical-resistant
- Heavy-Duty Dock Chain:** zinc-plated, $\frac{3}{16}$ " proof coil chain with 800 lb. working load limit
- Connects wheel chocks to loading docks



Item#	Description
7872*	Reinforced Pyramid w/Eyebolt, 9 $\frac{1}{2}$ " x 7 $\frac{1}{4}$ " x 6 $\frac{1}{4}$ " (10 lb.)
11301	Reinforced Pyramid w/Eyebolt, Orange 9 $\frac{1}{2}$ " x 7 $\frac{1}{4}$ " x 6 $\frac{1}{4}$ " (3 lb.)
31346	Reinforced Pyramid with Carry Handle, 10" x 8" x 6" (9.5 lb.)
7856	Urethane Chock, with Carry Handle, 8 $\frac{1}{2}$ " x 7 $\frac{1}{2}$ " x 6 $\frac{1}{4}$ " (2 lb.)
7858	Urethane Chock, with Carry Handle, 11" x 7 $\frac{3}{4}$ " x 8" (4.5 lb.)
36290	Large Wheel Chock, with Carry Handle, 17" x 14 $\frac{1}{2}$ " x 14 $\frac{1}{2}$ "
202671	Heavy-Duty Dock Chain w/Hardware, 15' length

These products do not qualify for free shipping. *Made of recycled rubber.

WARNING: Cancer and Reproductive Harm – www.P65Warnings.ca.gov

Vestil Aluminum Wheel Chock with Handle

- Strong, yet lightweight extruded aluminum construction
- Open design includes optional attaching safety chain
- Rugged bottom with cleats and serrated top for adds grip
- 13 lb.

Item#	Description
202465	Wheel Chock w/Handle
202578	Replacement Ergonomic Handle



Laminated & Molded Dock Bumpers

- Laminated:** constructed of fabric-reinforced rubber from recycled truck tires
- Pads are laminated between structural angles, and held together with $\frac{3}{4}$ " steel tie rod
- Quick and easy installation – simply bolt or weld units to dock
- Molded:** made of fiber reinforced rubber containing nylon and polyester
- Pre-drilled, countersunk mounting holes
- Accepts $\frac{3}{4}$ " anchor bolts, hardware not included

Item#	Size (W x H x D)	Item#	Size (W x H x D)
Laminated:			
18891	12" x 10" x 4 $\frac{1}{2}$ "	18896	12" x 12" x 4 $\frac{1}{2}$ "
18892	14" x 10" x 4 $\frac{1}{2}$ "	18897	18" x 12" x 4 $\frac{1}{2}$ "
18893	18" x 10" x 4 $\frac{1}{2}$ "	18898	24" x 12" x 4 $\frac{1}{2}$ "
18894	24" x 10" x 4 $\frac{1}{2}$ "	18899	36" x 6" x 4 $\frac{1}{2}$ "
18895	36" x 10" x 4 $\frac{1}{2}$ "		

Item#	Description	Size (W x H x D)
Molded:		
18900	T-Shaped	22" x 22" x 3"
18901	Rectangular	24" x 12" x 3"
18902	Rectangular	12" x 13" x 4"
18903	L-Shaped	18" x 18" x 4"

These products are shipped directly from the manufacturer and do not qualify for free shipping.

Dock Equipment



Fans

Commercial Floor Fans

- Adjustable tilt head allows precise air movement
- Rubber floor guards won't mar floor
- Cord wrap provides convenient storage
- Open ventilated, permanently lubricated, sleeve bearing motor
- 3-speed, 1/8 HP
- 7' cord with SJT-type 3-conductor plug

Item#	Size	CFM
989	18"	2,550/2,700/3,150
30851	20"	2,950/3,100/3,450



1 Year Limited MANUFACTURER WARRANTY



Industrial Floor Fans

- Heavy-duty, all-metal construction features industrial, high velocity motor
- Porcelain-coated grills add safety
- Tilt-angle head allows directional airflow control
- 9' power cord

Item#	Size	CFM
209385	12"	750/1,350/1,500
285788	20"	3,600/4,200/4,800

These products are shipped directly from the manufacturer and do not qualify for free shipping.



30" Commercial Pedestal Fans

- Pole adjusts from 43" to 60" for maximum versatility
- Equipped with pull chain switch, aluminum blades, and coated steel guards with retaining clips for added safety
- Single phase, ball bearing, open ventilated, permanently lubricated motor
- 120-volt
- 9' power cord with SJT-type 3-conductor plug
- Item# 30852: 2.4 amp, 1/4 HP
- Item# 156460: 3.6 amp, 1/2 HP

Item#	Description	CFM
30852	Standard	8,700/6,780
156460	Heavy-Duty	10,200/6,700



1 Year Limited MANUFACTURER WARRANTY

These products do not qualify for free shipping.

Wall Mount Oscillating Fans

- Oscillating head circulates air for your workspace
- Heavy-duty, all-metal construction includes industrial high-velocity motor
- Porcelain-coated safety grills add durability
- 720° oscillating airflow
- 12' power cord

Item#	Size	CFM
209390	24"	2,900/3,300/3,900
209392	30"	6,000/7,000/8,500

Industrial, High-Velocity Motor



These products are shipped directly from the manufacturer and do not qualify for free shipping.

shop-air Direct Drive Galvanized Steel Drum Fan

- 13" galvanized steel body and direct drive open motor deliver long-lasting, reliable use
- Equipped with (4) aluminum non-corroding fan blades for superior cooling
- Large rear wheels and metal transport handles allow easy movement
- Features non-skid front feet and 10' 3-prong heavy-duty power cord

Item#	Size	Motor	CFM
206571	24"	1/2 HP	5,000/6,500
206573	30"	1/2 HP	7,500/9,600
206575	36"	1/2 HP	10,000/11,000
206586	42"	3/4 HP	12,000/14,500
206588	48"	3/4 HP	13,500/16,500



1 Year MANUFACTURER WARRANTY



These products are shipped directly from the manufacturer and do not qualify for free shipping.




3-Speed Oscillating Pedestal Fans

- Heavy-duty, all-metal construction assures durability and long-lasting use
- Oscillating head and 65" - 80" adjustable height allow you to direct air where you need it
- Industrial high velocity motor provides reliable performance
- Porcelain-coated grills add safety
- 12' power cord

Item#	Size	CFM
209387	24"	2,900/3,300/3,900
209388	30"	6,000/7,000/8,500

These products are shipped directly from the manufacturer and do not qualify for free shipping.



Work Station Fans

- Versatile fan head rotates 360° both horizontally and vertically to direct air movement
- Double-locking, chrome-plated guards cover 18" diameter fan blades for added protection
- 1/4 HP, 3-speed, fully enclosed, permanently lubricated sleeve bearing motor
- Single phase, 120-volt, 2.2 amp (high)
- SJT-type, 18/3, 10' power cord with plug
- Item# 9452: yoke mounts with 1 bolt or lag screw to walls, ceilings, work benches, machines, or any surface
- Item# 26371: 40" long pivoting arm is constructed of 1 1/2" square, 14-gauge steel tubing and is ideal for use on loading docks, factory workstations, and more
- Embedded, dual electrical outlets allow connection of fan

Item#	Description	CFM
9452	Fan	3,200/4,700/5,750
26371	Fan w/Pivoting Arm	3,200/4,700/5,750



1 Year Limited MANUFACTURER WARRANTY



Direct Drive Drum Fans

- All-metal construction with efficient direct drive design
- Convenient fold-out wheels and built-in handle assure easy mobility and storage
- Features 2 speed settings and 4 balanced steel blades

Item#	Size	HP	CFM
285782	30"	1/2	4,500/5,500
285783	36"	1/2	9,500/13,000

These products are shipped directly from the manufacturer and do not qualify for free shipping.



shop-vac Air Mover™

- Small air mover weighs just 9 lb., but delivers a powerful 500 CFM
- Can be placed in three separate positions to dry carpets and floors, walls, and ceilings
- Top carry handle offers easy portability
- Equipped with 3-speed air control, 10' power cord, and convenient cord wrap
- Large model has 2 operating positions – 1 for carpets and floors, and 1 to dry water damage, wet paint, etc.
- Top carry handle & telescoping transport handle assure easy mobility
- Features 3-speed air control, 30' power cord, and cord wrap
- 5 amp, ½ HP motor delivers 1,600 CFM

Item#	Description	CFM	Stackable for convenient storage
31087	Small	500	
31088	Large	1,600	



Industrial Floor Fans

- Compact size, adjustable speed, and 360° head tilt make this an ideal air circulator
- 18" diameter fan blades efficiently provide cool, dry comfort
- Dependable, ¼ HP, 3-speed, totally enclosed motor
- Single phase, 120-volt
- SJT-type, 18/3, 10' power cord with plug
- Item#s 156454 and 156456: corrosion-resistant motor and pull chain switch

Item#	Description	CFM	AMP
Floor Fans:			
9650	Standard	3,200/4,200/4,600	1.5
156454	Corrosion-Resistant	3,200/4,200/4,600	1.5
High Stand Fans:			
26366	Standard	3,200/4,200/4,600	1.5
156456	Corrosion-Resistant	3,200/4,200/4,600	2.2



PORTACOOL Jetstream™ Evaporative Coolers

- Item#s 320192 and 320193: oscillating louvers help cool a larger area
- Item#s 320194, 320195, and 320196: larger drain assures easy and effective maintenance

Jetstream™ Comparison	220	230	240	250	260
Air Delivery	2,400 CFM	3,600 CFM	4,500 CFM	8,500 CFM	12,500 CFM
Cooling Capacity	700 sq. ft.	900 sq. ft.	1,125 sq. ft.	2,125 sq. ft.	3,125 sq. ft.
Water Reservoir	20 gal.	30 gal.	50 gal.	55 gal.	60 gal.

- Features highest-quality evaporative media available
- Liquid level indicator with automatic pump shutoff
- Variable speeds

Item#	Mfg. Model#	Item#	Mfg. Model#
320192	220	320195	250
320193	230	320196	260
320194	240		

These products are shipped directly from the manufacturer and do not qualify for free shipping



Direct Drive Portable Blowers

- Reliable blowers move large volumes of air for cooling or ventilating commercial, agricultural, and industrial areas
- Powder-coated, 20-gauge steel housing is reinforced for added strength and rigidity
- Ball bearing motor is fully enclosed and permanently lubricated
- Equipped with 8" wheels for easy mobility

Item#	Size	CFM	HP
9507	36"	9,000-12,500	½
26368	42"	18,200	¾

These products are shipped directly from the manufacturer and do not qualify for free shipping.



- Item# 9507: 2-speed, single phase motor, 115V, 5.6 amps (high)
- Item# 26368: 1-speed, single phase, 120V, 11 amp motor

1 Year Limited MANUFACTURER WARRANTY

B-SUK Air Movers

- Compact, yet powerful units can be stacked up to 5 high
- Item# 320182: daisy chain operation allows operation of other equipment while creating a dynamic drying vortex
- Item# 320183: can be used at 3 different angles—horizontally, 45°, and 90°
- C-ETL-US certified

Item#	Description	HP	CFM
320182*	3-Speed	¼	1060/1370/1600
320183	2-Speed	½	1520/1700

*Please specify color: Blue (BE), Green (GN), or Red (RD).



Blue Green

Polar Bear Axial Air Mover

- Lightweight, compact design includes weight balanced handle for easy carrying and maneuvering
- Built-in adjustable feet allow use at level horizontal angle or at a downward 18° angle with more concentrated air flow
- Designed to daisy chain with onboard GFCI outlet
- C-ETL-US certified

Item#	Description	HP	CFM
320184	2-Speed	¼	1650/1750

Please specify color: Blue (BE), Green (GN), or Red (RD).



Red Green

Mobile Unit Goes Where You Need It!

Airmaster® FAN

42" Belt Drive Portable Mancooler™

- Three-bladed aluminum propeller provides excellent air movement and cooling
- Epoxy-coated guards, barrel, and mountings offer lasting durability
- 8" steel wheels with rubber tires assure easy movement and portability
- Equipped with 2-speed rocker switch and handle with cord wrap
- 10', 3-conductor, SJT-type cord
- ½ HP, 2-speed, 1-phase, ODP motor
- 115V

Item#	CFM
940	8,000/14,000

This product does not qualify for free shipping.



2 Year MANUFACTURER WARRANTY

UL LISTED

Heaters

DURA HEAT Portable Kerosene Forced Air Heaters



- Rugged heaters solve many outdoor construction, agricultural, and commercial heating needs
- Can be used with kerosene, No. 1 and No. 2 diesel and oil fuel, TP-8, or Jet A fuel
- Heavy-duty spark plug reduces fouling and mis-starts
- Fuse-protected electrical system minimizes premature parts burn-out
- Steel cabinet and tank ensure long-lasting use
- Includes on/off power switch, fuel gauge, LED power/diagnostics lamp, and lift handle
- Item# 29595 is equipped with pressure gauges

Use with kerosene in temperatures as low as -30°F

Item#	BTU	Heating Area (Up to Sq. Ft.)	CFM	Motor	Thermostat	Tank Size	Wheel/Handle Kit	Tires	Dimensions	Weight
29592	50,000	1,000	175	1/8 HP	—	5 Gal.	—	—	15.5"H x 30"W x 11.8"D	39 lb.
29593	80,000	1,500	230	1/8 HP	Included	5 Gal.	—	—	15.5"H x 30"W x 11.8"D	39 lb.
29594	135,000	2,800	500	1/2 HP	Included	10 Gal.	Standard	Standard	23.2"H x 33.6"W x 19"D	65 lb.
29595	180,000	4,000	600	3/4 HP	Included	13 Gal.	Deluxe	Pneumatic	20.6"H x 24.8"W x 39"D	72 lb.



DURA HEAT Portable Propane Forced Air Heaters

Clean, Quiet, Instant Heat

- Continuous spark design ensures easier use
- Large capacity fan circulates to deliver instant warmth
- Built-in lighting controls, variable heat settings, and adjustable heating angle give you more control
- Heater shuts down if electricity or fuel system is interrupted, ensuring worker safety
- Ideal for large indoor heating applications including dry wall installation, concrete curing, working without heat, and more

Item#	BTU Range	Heating Area (Up to Sq. Ft.)	Tank Requirement	Dimensions	Weight
29486	30-40-50,000	1,150	20-100 lb.	13.5"H x 7.8"W x 18.2"D	20 lb.
29487	70-85-100,000	2,300	40-100 lb.	15.9"H x 8.9"W x 25.1"D	29 lb.
29488	120-135-150,000	3,500	40-100 lb.	15.9"H x 8.9"W x 25.1"D	29 lb.



MASTER Forced Air Heaters

- Variable heating settings and adjustable angle provide versatility on the job
- Fully enclosed gas controls and over-heat shut-off add safety
- Includes thermostat, regulator, and 10' hose
- Great for workshop, barn, construction site, & more

Item#	BTU Range	Heating Area (Up to Sq. Ft.)
185007	40-50-60,000	1,500
185008	95-110-125,000	3,125
185009	120-135-150,000	3,800
185010	225-375,000	9,300

These products are shipped directly from the manufacturer and do not qualify for free shipping.

MASTER Silent Drive® Oil Fired Radiant Heaters

- Portable, lightweight units produce half the noise of other heaters
- Features easy on and off buttons and safety over-heat shut-off system
- Heavy-duty wheels and handle allow jobsite portability

Item#	BTU	Heating Area (Up to Sq. Ft.)
185000	70,000	1,750
185003	125,000	3,125

These products are shipped directly from the manufacturer and do not qualify for free shipping.

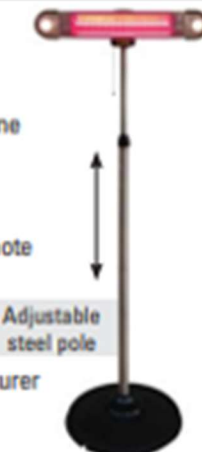


MASTER Free-Standing Heater

- Infrared heater works quickly and directly with one setting on 12V power
- Sturdy base allows indoor and outdoor use
- Stainless steel pole adjusts from 70" - 78"
- Includes 8' cord, gold-coated LED lights, and remote control

Item#	Heating Area (Up to Sq. Ft.)
238796	150

This product is shipped directly from the manufacturer and does not qualify for free shipping.



MASTER No Need for Electricity Portable Propane Cabinet Heater

- Portable heater with four rolling coaster wheels, including locking rear wheels
- Radiant-style propane heater features three heat settings for greater versatility
- Includes LP cylinder hose and regulator
- Can continuously run for 24-65 hours
- Ideal for construction sites, aircraft hangers, warehouses, workshops, garages, and farms

Item#	BTU Range	Heating Area (Up to Sq. Ft.)
185015	6,600-12,000-18,000	450

This product is shipped directly from the manufacturer and does not qualify for free shipping.



MASTER Convection Gas Heaters

- Features tip-over shut-off, temperature limit shut-off, and thermocouple
- Both models are CSA-certified for use with 100 lb. cylinder

Item#	BTU Range	Heating Area (Up to Sq. Ft.)	Run Time
185012	60-70-80,000	2,000	36 hours
185013	70-200,000	5,000	31 hours

These products are shipped directly from the manufacturer and do not qualify for free shipping.



MASTER
THE PROFESSIONAL QUALITY HEATER**Electric Garage Space Heater**

- Ceiling mount keeps heater away from any flammable fumes near the ground, making it ideal for use in garages
- Doesn't require ventilation, for added convenience
- Great for localized indoor spaces, up to 540 sq. ft.



Item#	BTU	Watts	Volts
185002	8,500-17,000	2,500/5,000	240



Great for Personal Use

"Under-the-Desk" Heater

- Small size is great for personal comfort, or in small areas for freeze protection or moisture removal
- Built-in stand adds convenience
- Equipped with temperature control thermostat and 6', 3-conductor cord
- Dimensions: 22 $\frac{1}{2}$ " W x 8" H x 1 $\frac{1}{2}$ " D

Item#	BTU	Watts	Volts	Weight
183583	580	170	120	9 lb.

This product is shipped directly from the manufacturer.

Ceramic Fan Forced Portable Heater

- Reliable heater features three settings: 1,500 watts, 950 watts, and Fan Only
- Temperature control thermostat ensures easy use
- Double safety system includes auto-reset limit control and thermal cut-off device
- Equipped with 6', 3-conductor cord and carry handle
- Dimensions: 11 $\frac{1}{2}$ " W x 10" H x 7" D

Item#	BTU	Watts	Weight
156482	5,120	950/1,500	8 lb.

Effective and Sturdy

**DURA HEAT**

Quick, Convenient Heat

Tank Top Heaters

- Versatile heaters provide an economical solution to many outdoor heating situations
- Attaches easily to a 20 lb. liquid propane tank to provide reliable, instant radiant heat

Item#	Description	BTU/Range
29504	Single Burner	9-12-15,000

**MASTER**
THE PROFESSIONAL QUALITY HEATER**Electric Fan Space Heaters**

- Convenient, sturdy heaters don't require any ventilation
- Equipped with thermostat control, overheat shut-off system, and 6' power cord
- Ideal for localized indoor spaces including garages, workshops, and warehouses



Item#	Heating Area (Up to Sq. Ft.)	BTU	Watts
185004	165	5,100	1,500
185006	320	10,200	3,000

These products are shipped directly from the manufacturer.

**Milk House Style Forced Air Portable Heater**

- Three settings for optimum versatility: 1,500 watts, 1,300 watts, and fan only
- Tip-over switch, auto-reset type limit control, and thermal cut-off device assure safe use
- Equipped with temperature-control thermostat and 6', 3-conductor cord
- Dimensions: 10" W x 16" H x 9 $\frac{1}{2}$ " D

Item#	BTU	Watts	Weight
156484	5,120	1,300/1,500	9 lb.

**Combination Radiant & Fan Forced Heater**

- Three settings: 600 watts radiant heat, 900 watts fan-forced heat, and 1,500 watts fan-forced radiant heat
- Temperature controlled thermostat effectively regulates heat
- Features tip-over switch with manual reset for safe use
- Equipped with 6', 3-prong cord
- Dimensions: 11" W x 15" H x 12" D
- Great for offices, small garages, and other small spaces
- UL and C-UL listed

Item#	BTU	Watts	Volts	Weight
25299	5,120	600/900/1,500	120	9 lb.

**DURA HEAT****Convection Gas Heaters**

- Tubular cabinet design maximizes heat distribution
- Features stainless steel heating element, heavy gauge cabinet, built-in turbo fan, and overheat shut-off
- Can be portable or mounted to wall of ceiling with mounting kit, included
- Item# 294886: equipped with fan-forced hot air circulation with fan-only setting, and thermostat temperature control
- 240V NEMA #6-20P plug style
- Item# 294888: features continuous fan circulation
- 240V NEMA #6-30P plug style

Item#	BTU	Heating Area (Up to Sq. Ft.)	Watts	AMPS	Dimensions (H x W x L)
294886	12,800	500	3,750	20	11.75" x 8.75" x 10.75"
294888	16,400	700	4,800	30	13" x 9" x 10.75"

These products are shipped directly from the manufacturer and do not qualify for free shipping.



Floor Matting

NSI

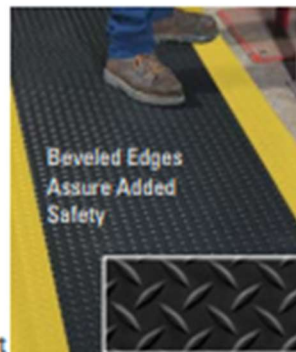
3/16"

3 Year Limited
MANUFACTURER
WARRANTY

Diamond Foot™ & 1/16" Ultimate Diamond Foot™

- Durable PVC surface is bonded to anti-fatigue, closed-cell PVC foam base using NGB (No Glue Bond) technology for maximum durability and worker comfort

**antiSLIP
&FATIGUE**



Item#	Size (W x L)	Item#	Size (W x L)
Diamond Foot™:		Ultimate Diamond Foot™:	
24203	Sample	24038	Sample
24204	2' x 3'	24039	2' x 3'
24206	3' x 5'	24044	3' x 5'
12720	3' x 10'	12724	3' x 10'

Please specify color: Black (BK) or Black/Yellow Border (BKYW). These products do not qualify for free shipping. Full rolls and custom lengths are available at northernsafety.com.

NSI 1/2" Diamond Deluxe Soft Foot Matting

- Ergonomic, anti-fatigue matting provides comfort and relief for aching feet and legs
- Beveled edges increase safety



Item#	Description	Item#	Description
160629	2' x 6'	162088	2' x 3'
160630	3' x 4'	162089	2' x 6'
29680	3' x 5'	162095	3' x 4'
160635	3' x 6'	162096	3' x 5'
29681	3' x 12'	162097	3' x 6'
		162099	3' x 12'

Please specify color: Black (BK) or Black/Yellow (BKYW). These products do not qualify for free shipping. Custom lengths are available at northernsafety.com.

WEARWELL 3/16" Ultrasoft Diamond-Plate & 1/16" Diamond-Plate SpongeCote™

- Durable, cushioned safety mats provide consistent, non-slip traction and comfort in the workplace



Item#	Size (W x L)	Item#	Size (W x L)
Ultrasoft Diamond-Plate:		Diamond-Plate SpongeCote™:	
7851	Sample	7798	Sample
7853	2' x 3'	7806	2' x 3'
7855	3' x 5'	7808	3' x 5'

Please specify color: Black (BK), Black/Yellow Border (BKYW), or Gray (GY). Full rolls and custom lengths are available at northernsafety.com.

Wet Step™ Floor Mat

- Drain holes allow water to freely drain away
- Anti-microbial treated to protect against odors and degradation
- Durable closed cell nitrile rubber cushion is UV-resistant



Item#	Size (W x L)	Item#	Size (W x L)
201535	2' x 3'		
201536	3' x 5'		
201537	3' x 10'		

Please specify color: Blue (BE) or Gray (GY). These products are shipped directly from the manufacturer and do not qualify for free shipping.

NSI

antiFATIGUE

1/2" K-Marble Foot

- Wear-resistant, vinyl surface bonded to comfortable 3/4" closed-cell vinyl foam relieves worker fatigue
- Features anti-microbial treatment and beveled edges




Item#	Size (W x L)
12821	2' x 3'
12823	3' x 5'

Please specify color: Black (BK), Blue (BE), or Gray (GY). These products do not qualify for free shipping. Full rolls are available at northernsafety.com.

TRAX FLOOR MATTING 1/2" Bubble Sof-Tred™ Matting

- Unique, bubble-top pattern maximizes worker comfort
- Beveled sides minimize trip hazards

Item#	Description
162088	2' x 3'
162089	2' x 6'
162095	3' x 4'
162096	3' x 5'
162097	3' x 6'
162099	3' x 12'



Please specify color: Black (BK) or Black/Yellow (BKYW). These products are shipped directly from the manufacturer and do not qualify for free shipping. Full rolls and custom lengths are available at northernsafety.com.

TRAX FLOOR MATTING 1/2" Diamond Sof-Tred™ Matting

- 1/2" vinyl sponge base provides cushioning and support
- Beveled edges ensure safe movement on and off the mat

Item#	Size (W x L)
7439	Sample
7411	2' x 3'
7412	2' x 6'
7413	3' x 4'
7414	3' x 5'
7415	3' x 6'
7416	3' x 12'




Please specify color: Black (BK) or Black/Yellow Border (BKYW). Full rolls and custom lengths are available at northernsafety.com.

MA MATTELS antiFATIGUE Hog Heaven™ Prime Floor Mat



- Nitrile rubber molded to closed cell nitrile cushion delivers superior comfort and performance
- Rubber grippers on back keeps mat in place
- Welding safe and static dissipative
- Grease- and oil-proof, chemical-resistant

Item#	Size (W x L)
201520	2' x 3'
201521	3' x 5'
201523	2' x 3'



Please specify color: Black (BK) or Black/Yellow Border (BKYW). These products are shipped directly from the manufacturer and do not qualify for free shipping.



Anti-Fatigue Mats

- 3/4" thick Zedlan™ foam construction improves chemical resistance
- Pebble finish surface delivers excellent traction, and resists abrasion and punctures

antiFATIGUE



Item# Size (W x L)

Standard Mats:

20055	Sample
20056*	2' x 3'
20057*	3' x 5'
20058*	3' x 12'


Safe-N-Easy™ Mats:

21952	3' x 5'
21953	3' x 12'

*Please specify mat color: Black (BK), Blue (BE), or Gray (GY). These products are shipped directly from the manufacturer and do not qualify for free shipping. Full rolls and custom lengths are available at northernsafety.com.

Hog Heaven™ Anti-Fatigue Matting

- Closed cell nitrile/PVC cushion backing offers comfort and durability
- Static-dissipative and welding safe



antiFATIGUE

Item# Size (W x L)

3/4" Black Mats:

22408	Sample
21907	2' x 3'
21908	3' x 5'
21909	3' x 12'
21910	4' x 6'

3/4" w/Striped OSHA Yellow Border:

21914	2' x 3'
21915	3' x 5'

Item# Width

3/4" Black Mats:

23673	Sample
23674	2' x 3'
23675	3' x 5'
23676	3' x 12'
23677	4' x 6'

3/4" w/Striped OSHA Yellow Border:

23678	2' x 3'
23679	3' x 5'

Custom lengths are available at northernsafety.com.

TRAX Floor Matting Pebble Step Sof-Tred™ Matting

- 3/4" closed-cell PVC sponge construction relieves back and leg fatigue




Item#	Color	Size (W x L)	Item#	Color	Size (W x L)
21933	Sample		21943	Black/Yellow	2' x 3'
21934	Black	2' x 3'	21944	Black/Yellow	3' x 5'
21935	Black	3' x 5'	21945	Black/Yellow	3' x 12'
21936	Black	3' x 12'			

These products are shipped directly from the manufacturer and do not qualify for free shipping. Full rolls and custom lengths are available at northernsafety.com.

TRAX Floor Matting Soil Guard®

- Tough rubber matting features a 1/4" low profile design for doorways and cart traffic
- Unique raised bar design scrapes debris from shoes
- Simply hose off to clean
- Grit: silicon carbide surface provides additional traction



Item#	Description	Size	antiSLIP
29597	Soil Guard	3' x 5'	
29598	Soil Guard w/Grit	3' x 5'	

These products are shipped directly from the manufacturer and do not qualify for free shipping.



3/4" Soft Foot™ Matting

- Ergonomically designed to provide relief for aching feet and legs
- Beveled edges increase safety

Item# Size (W x L)

24193	Sample
24194	2' x 3'
24195	3' x 5'
24196	3' x 10'



Anti-Fatigue Matting for Indoor Work Areas

Please specify color: Black (BK) or Gray (GY). These products do not qualify for free shipping. Custom lengths are available at northernsafety.com.



3/4" Soft Foot™ Pebble Top Matting

- Durable 100% closed cell foam construction provides comfort and relief for workers on their feet
- Beveled edges increase safety

Item# Size (W x L)

Standard Mats:

29634*	3' x 5'
29635*	3' x 12'

w/Yellow Border Standard Mats:

29657	3' x 5'
29658	3' x 12'



*Please specify color: Black (BK) or Gray (GY). These products do not qualify for free shipping. Custom lengths are available at northernsafety.com.




Cushion Max



- Provides twice the durability of traditional vinyl foam mats
- Beveled edges on all four sides assure safe on and off

Item# Size (W x L)

24975	2' x 3'
24976	3' x 5'
24977	3' x 12'
24978	4' x 6'



An Economical Alternative to Comparable Foam Mats

These products are shipped directly from the manufacturer and do not qualify for free shipping. Custom lengths are available at northernsafety.com.



Complete Comfort Mat



- 100% closed cell nitrile construction allows use in wet or dry areas
- Textured surface provides superior slip and skid resistance
- Easy-to-clean mat features anti-microbial surface treatment for greater hygiene
- Beveled edges offer safe and easy on-and-off
- Grease-, oil-, and chemical-resistant

Item# Size (W x L)

Standard Mats:

30784	2' x 3'
30785	3' x 5'
30786	4' x 6'



Anti-fatigue relief for your work day

Item# Width.

Custom Length (up to 75'):

30787	3'
30788	4'

These products are shipped directly from the manufacturer and do not qualify for free shipping.

Floor Matting

NSI 1/2" Work Step™ Drainage Mat

- Drainage holes allow fluids to drain away from work area
- Reduces fatigue for greater worker comfort and productivity

Item# Size (W x L)

Work Step™ (Black):

24183	Sample
24184	3' x 5'
24185	3' x 10'
24186	3' x 20'

Work Step™ w/GritTuff™ Anti-Slip Coating (Black):

24187	Sample
24188	3' x 5'
24189	3' x 10'
24190	3' x 20'

Work Step™ Grease-Proof (Red):

24674	Sample
24675	3' x 5'
24676	3' x 10'
24677	3' x 20'

These products do not qualify for free shipping.



antiSLIP & FATIGUE


WEARWELL 1/2" Workrite II Mats

- Natural rubber compound allows use in wet or dry areas
- Molded-in edges add safety

Item# Size (W x L)

162119 BK	3' x 5'
162120 BK	3' x 10'
162121 BK	3' x 20'

These products are shipped directly from the manufacturer and do not qualify for free shipping.



antiFATIGUE



Complete Comfort™ II Matting

- Lifetime anti-microbial treatment prevents odors and degradation
- Beveled edges offer safe transition from mat to floor

- Anti-fatigue mat is chemical-resistant, and grease- and oil-proof
- Welding safe and static-dissipative

Item# Size (W x L)

162111 BK	2' x 3'
162112 BK	3' x 4'

Item# Size (W x L)

162113 BK	3' x 5'
162114 BK	4' x 6'

These products are shipped directly from the manufacturer and do not qualify for free shipping.



antiFATIGUE NFI

Comfort Flow Mat

- 100%, high density, closed cell nitrile construction features 15% post consumer recycled rubber
- Durable, anti-fatigue mats provide comfort and support
- Lightweight and flexible with beveled edges
- Beveled safety ramps offer safety

Item# Size (W x L)

29527	3' x 5'
29528	4' x 6'

Item# Size (W x L)

29529	3' x 9'
-------	---------

These products are shipped directly from the manufacturer and do not qualify for free shipping.



Drainage Holes Keep Work Areas Safer



NSI 1/2" Safety Drainage Mat

- Anti-fatigue matting provides cushioning and support for wet, dry, or greasy environments
- Beveled, hi-vis borders add safety
- Elevated surface assures fluids drain away from work areas

Item# Size (W x L)

Drainage Mats:	
29601	26" x 40"
29602	38" x 52"
29603	38" x 64"
29604	38" x 124"

Item# Size (W x L)

Drainage Mats w/GritTuff™:	
29605	26" x 40"
29606	38" x 52"
29607	38" x 64"
29608	38" x 124"

Please specify color: Black/Orange (BKOE) or Black/Yellow (BKYW).

These products do not qualify for free shipping.



antiSLIP & FATIGUE

CROWN antiSLIP & FATIGUE

1/2" Dura-Step II Modular Matting

- 100% nitrile, modular drainage mat provides good resistance to a wide variety of oils and fluids
- Male connectors on two sides let you easily install mats in large areas
- High traction Grit-Safe™ coating offers slip resistance in high oil areas
- Ramps are hi-vis yellow for added safety
- Ideal for factories, work stations, machine shops, auto manufacturers, power transmission facilities, and more
- 1/2" overall thickness

Item# Description Size (W x L)

29613	Dura-Step II	3' x 3'
29614	Dura-Step II w/Grit-Safe™	3' x 3'
29615	Ramp (Male)	3' x 39"
29616	Ramp (Female)	3' x 39"

These products are shipped directly from the manufacturer and do not qualify for free shipping.



Interlocking mats help you fit more spaces

Happy Feet Texture Surface Floor Mat

- Dense cushion encapsulated within oil and grease-proof nitrile rubber
- Static dissipative, safe for use in computer rooms and electrical part manufacturing areas
- Cleated back minimizes movement & maximizes safety
- Beveled borders


Item# Size (W x L)

158457 BK	2' x 3'
158457 YW	2' x 3'

Item# Size (W x L)

158458 BK	3' x 5'
158458 YW	3' x 5'

Please specify color: Black (BK) or Yellow (YW). These products are shipped directly from the manufacturer and do not qualify for free shipping.



antiSLIP**NSI****Entry Mats****Trooper™:**
Heavy-duty

rubber construction is built tough for use outdoors

Aquaflow™: Flow-through drainage mat keeps dirt and moisture away from mat to maintain its clean appearance**Item#** **Size (W x L)****Trooper™:**

29609	24" x 32"
29610	32" x 39"
29611	36" x 60"
29612	36" x 72"

Item# **Size (W x L)****Aquaflow™:**

12728	32" x 39"
12731	36" x 59"

These products do not qualify for free shipping.

**SuperScrape™
Entrance Mats****antiSLIP**

- Ideal for use outside building entrances or in wet areas

Item# **Size (W x L)**

24706	2½' x 3'
24707	3' x 5'
24708	3' x 10'
24709	4' x 6'
24710	4' x 8'

These products are shipped directly from the manufacturer and do not qualify for free shipping. Mats can be customized with your company's logo. Please call for details.



Great Indoors or Out

Dark Brown



Gray

Evergreen

Bordeaux

Charcoal

Waterhog™ Classic

- Unique construction traps dirt and water to protect floors and carpets
- Holds up to 1½ gallons of water per square yard

Item# **Size (W x L)**

7180	Sample
5800	2' x 3'
5801	3' x 4'
5802	3' x 5'
5803	4' x 6'
5804*	3' x 10'
5805*	3' x 12'

Item# **Size (W x L)**

5806*	3' x 20'
5807*	4' x 10'
5808*	4' x 12'
5809*	4' x 20'
24762*	6' x 8'
24763*	6' x 12'

Please specify color: Bordeaux (BX), Charcoal (CL), Dark Brown (DBN), Evergreen (EGN), or Gray (GY). *This product is shipped directly from the manufacturer and does not qualify for free shipping.

**CROWN Diamond-Deluxe™
Duet Scraper Mats**

- Durable, ½" thick mat is great for exterior areas with medium to heavy traffic
- Simply hose off to clean

Item# **Size**

3172	3' x 5'
3174	4' x 6'

Please specify color: Blue/Black (BEBK), Brown/Caramel (BNCM), or Gray/Black (GYBK). These products are shipped directly from the manufacturer and do not qualify for free shipping.

**Floor Matting****NSI****Plush Tuff™ Olefin
Entrance Matting**

- Thick, plush mats absorb water and dirt and keep it out of sight

Please specify color: Blue (BE), Charcoal (CL), Hunter Green (HGN), Red/Black (RDBK), Smoke (SE), Tan (TN), or Walnut (WT). These products do not qualify for free shipping. Custom lengths are available at northernsafety.com.

Charcoal

Item# **Size (W x L)**

29649	3' x 5'
29650	3' x 6'
29651	3' x 10'
29652	4' x 6'
29653	4' x 8'

NSI Rib Mat

- Rib construction traps dirt and moisture in recessed channels, keeping mat looking clean longer
- Ideal for indoor entrances

Item# **Size (W x L)**

27310	Sample
27335	2' x 3'
27336	3' x 4'
27337	3' x 5'

Item# **Size (W x L)**

27338	3' x 6'
27339	3' x 10'
27340	4' x 6'
27341	4' x 8'

Please specify color: Cocoa Brown (CBN), Gray (GY), Moss Green (MGN), Pepper Black (PR), Russet Red (RRD), or Williamsburg Blue (WMBE). These products do not qualify for free shipping. Custom lengths are available at northernsafety.com.**NSI Ecomat Squares**

- Heavyweight matting is specifically designed for high traffic areas, inside and outside

Item# **Size (W x L)**

24843	Sample
24931	2' x 3'
24932	3' x 5'
24933	4' x 6'

Please specify mat color: Onyx Black (OX), Slate Gray (SGY), or Walnut Brown (WL). These products are shipped directly from the manufacturer and do not qualify for free shipping.

**Hog Heaven™
Prime Decor
Anti-Fatigue
Indoor Floor Mat**

- Durable woven PVC top molded to closed cell nitrile cushion provides superior anti-fatigue support

Item# **Size (W x L)**

201528	2' x 3'
201529	3' x 5'
201531	3' x 10'

These products are shipped directly from the manufacturer and do not qualify for free shipping.

**antiFATIGUE**

Floor Matting

WEARWELL[®] Electrically Conductive Anti-Fatigue Mats

- Vinyl sponge construction relieves leg and back fatigue to increase worker comfort



Item#	Size (W x L)	OHMS Rating	
		RTT	RTG
Smooth Finish:			
16543	Sample	4 x 10 ⁶ OHMS	4 x 10 ⁶ OHMS
16544*	2' x 3'	4 x 10 ⁶ OHMS	4 x 10 ⁶ OHMS
16545*	3' x 5'	4 x 10 ⁶ OHMS	4 x 10 ⁶ OHMS
Diamond Plate:			
16547	Sample	1 x 10 ⁶ OHMS	1 x 10 ⁶ OHMS
16548*	2' x 3'	1 x 10 ⁶ OHMS	1 x 10 ⁶ OHMS
16549*	3' x 5'	1 x 10 ⁶ OHMS	1 x 10 ⁶ OHMS

Item#	Description
16551	15' Grounding Cord
23484	Heel Grinder

*This product is shipped directly from the manufacturer and does not qualify for free shipping. Custom sizes are available at northernsafety.com.

CROWN[®] Tuff-Spun[®] Foot-Lover[™] Mats and Runners

- Durable, 3/4" thick cushioned mat offers good slip resistance, and relieves foot and leg fatigue
- Beveled edges help reduce tripping
- Ideal for industrial workstations, packaging areas, and much more



Item#	Size (W x L)	Item#	Size (W x L)
22279	Sample	22732	3' x 5'
22730	2' x 3'	22733	3' x 10'

Please specify color: Black (BK) or Gray (GY). Full rolls and custom sizes are available at northernsafety.com.

Disposable Tack Mats

- Tacky surface pulls dirt and grime from shoes and equipment that pass over it
- When mat is dirty, simply pull off to reveal a clean sheet



Item#	Dimensions (W x L)	Item#	Dimensions (W x L)
25006	18" x 36"	25008	36" x 45"
25007	24" x 36"	30794	18" x 45"

Item#s 25006, 25007, and 25008—30 sheets per mat. Item# 30794—60 sheets per mat. 4 mats per case.

CROWN[®] Workers-Delight[™] Traction Plus

- Zedlan[™] sponge delivers softness and resilience
- Non-slip coating on underside of mat assures better control on smooth surfaces




Item#	Size
94875	2' x 3'
94910	3' x 5'
94913	3' x 12'

These products are shipped directly from the manufacturer and do not qualify for free shipping.

TRAX[®] FLOOR MATTING Switchboard/Control Panel Non-Conductive Matting

- Electrically non-conductive matting prevents the user from being grounded, eliminating the shock hazard
- Recommended maximum voltage is 17,000 volts



Item#	Size (W x L)	Item#	Width
21971	Sample	Custom Length:	
Full Roll:		Black:	
Black:		21976	2'
21972	2' x 75'	21977	3'
21973	3' x 75'	21978	4'
21974	4' x 75'	Black w/Yellow Border:	
Black w/Yellow Border:		21979	3'
21975	3' x 75'		

These products are shipped directly from the manufacturer and do not qualify for free shipping.

WEARWELL[®] Weld Safe

- Designed for use in welding areas
- Edges are beveled for increased safety

Item#	Size (W x L)
7175	Sample
5761*	2' x 3'
5762*	3' x 5'

*These products do not qualify for free shipping.



KneeSaver Kneeling Mat

- 1" thick, closed cell, nitrile-blend foam provides a comfortable kneeling surface
- Self-extinguishing and non-conductive
- Built-in carry handle allows you to take it wherever you need it
- Hangs up for easy storage



Reduces Knee Trauma and Lower Back Stress and Strain

Item#	Size
24154	21" x 14"

6 per case.

apache
mills

Perfect for Welding and
Other Industrial Applications

Rubberized

Weldmaster[™]

- Spark-resistant rubber construction resists common fluids and most chemicals
- Durable, anti-fatigue matting has 3/4" closed cell foam base bonded to 1/4" rubber surface
- 1/2" overall thickness
- Rubberized wear surface outlasts other wear surfaces with less than 1% loss

3 Year Limited
MANUFACTURER
WARRANTY.

Item#	Size	Item#	Size
96152	2' x 3'	96155	3' x 10'
96154	3' x 5'		

These products do not qualify for free shipping.

Anti-Slip Coatings

• Pedestrian Traffic:

single-component polymer dries quickly and adheres to asphalt, concrete, wood, and metal surfaces. Odorless, water-based formula ensures fast, inexpensive clean-up.

Excellent for stairs, ramps, and walkways. Coverage: 70 sq. ft.

• Vehicular Traffic:

general purpose, vehicular-grade, two-component epoxy resists most acids, alkalis, solvents, grease, oils, detergents, and hydraulic fluid. Fire-retardant in the cured state. Designed to be applied over a primer. Coverage: 40-50 sq. ft.

• Vehicular Traffic/Chemical Resistant:

solvent-free, 100% reactive, two-component epoxy for concrete, wood, and metal surfaces. Odorless formula is ideal for odor sensitive areas in food processing facilities, wineries, hospitals, and confined areas. Provides superior resistance to most detergents, alcohol, gasoline, acids, alkalis, oil, salt water, solvents, grease, and more. Fire-retardant in the cured state. Designed to be applied over a primer. Coverage: 20-35 sq. ft.

• Primer/Sealer:

required for proper adhesion and compatibility with non-slip coatings. Increases adhesion and coverage on porous floors and provides a tough, long-lasting surface. Can be used alone as an effective sealer for porous surfaces with only two coats. Coverage: 300 sq. ft.

Item#	Coatings
3733*	Pedestrian Traffic
3734*†	Vehicular Traffic
3735*	Vehicular Traffic Chemical-Resistant
3736	Primer/Sealer

*Please specify color: Black (BK), Medium Gray (MGY), or Safety Yellow (SYW). †Also available in Tile Red (TRD). Sample swatches available upon request for item# 3735. Please add "S" to item number when ordering samples.



Surface Shields

• Carpet Shield:

clear, self-adhesive film protects all types of carpet

• Non-slip surface assures safe footing, and resists tears and punctures

• Hard Surface/Multi-Surface Shield:

durable, self-adhering film protects hard surfaces such as tile, marble, granite, vinyl, VCT, laminates, and factory finished hardwood

Item#	Description	Item#	Description
Carpet Shield:			
3847	24" x 50', Regular Wound	Hard Surface/	
3850	24" x 100', Reverse Wound	Multi-Surface Shield:	
Stair Shield:			
3852	30" x 200', Regular Wound	3858	24" x 50', Regular Wound
		3860	24" x 200', Reverse Wound
		Applicator:	
		3862	3-in-1 Multi-Use



Floor Matting

Anti-Slip Tape

- Delivers excellent traction for sure footing
- **True Grip** tape adheres to most clean, dry, and oil-free surfaces, including metal and primed concrete or wood
- Grease- and water-resistant
- Ideal for heavy-duty industrial traffic
- **Gator Grip** tape provides excellent traction in sawdust, dirt, debris, and outdoors
- Highly resistant to grease, oil, chemicals, and water
- **Stadium Tape:** muted yellow appearance offers greater visibility for increased safety
- Maintains its appearance even after heavy foot traffic
- Provides water and weather resistance, making it great for indoor and outdoor applications
- **Black Super Coarse XP:** large, 24-grit surface offers high-level slip resistance
- Great for indoor or outdoor areas where large amounts of debris reduce surface traction
- All tapes meet NFSI 101-A standards for high traction
- Complies with OSHA 1910.24 and 1910.26 standards

Item#	Size	Rolls/Case	Item#	Size	Rolls/Case
True Grip:					
24104	1" x 60'	12	Stadium Tape:		
3746	2" x 60'	6	29285	2' x 60'	6
3747	4" x 60'	3	29286	4' x 60'	3
3748	6" x 60'	2	Black Super Coarse XP:		
Gator Grip:					
24838	2" x 50'	6	31596	2' x 40'	6
24839	4" x 50'	3	31597	4' x 40'	3
24840	6" x 50'	2			

GATOR GRIP traction

Colored Non-Skid Tape

- Abrasive, non-slip surface ensures safe footing
- Adhesive-backed tapes install easily on most surfaces
- Bright colors are easily noticed, increasing safety
- Ideal for stairs and walkways


Item#	Description	Size	Qty/Case
24982	Yellow	2' x 60'	6
24983	Yellow/Black	2' x 60'	6
24984	Red/White	2' x 60'	6
24985	Clear	2' x 60'	6
24986	"Caution Watch Your Step"	3' x 60'	4

3M Safety-Walk™ Slip-Resistant Tape

- Mineral-coated, slip-resistant material features highly durable surface
- High performance, pressure-sensitive adhesive assures easy application
- Low-profile design helps reduce trip hazards



Item#	Size	Item#	Size
610-Black:			
31586	2' x 60'	630-Safety Yellow:	
31588	4' x 60'	31591	2' x 60'
31589	6' x 60'	31592	4' x 60'



**Super Maxx Back Support**

- 8" breathable spandex mesh lumbar panel
- Provides all-day comfort
- (4)—plastic stays and (2)—threaded silicone "Grip Strips" prevent belt from riding up
- Dual hook and loop closure
- 1½" wide suspenders are detachable, for added convenience

Item#

94296

Please specify size: S (28"-32"), M (33"-37"), L (38"-42"), XL (43"-48"), 2XL (49"-53"), or 3XL (54"-58").

**VRL Leather Lifting Belt****Built for Heavy Lifting**

- Foam lumbar pad offers lower back support for lifting and bending
- Durable ¼", top quality cowhide with double-stitched edges assure long-lasting wear
- Suede lining adds comfort
- Double prong roller buckle assures easy adjustments

Item# Width

31552

4"

Item# Width

31553

6"

Please specify size: S (24"-30"), M (31"-37"), L (38"-44"), or XL (45"-51").

⚠ WARNING: Cancer and Reproductive Harm— www.P65Warnings.ca.gov



31552

**Power Knit Back Support**

- Strong power knit nylon & elastic construction
- Specially designed lumbar area gently conforms to the lower lumbar region and features lumbar pad with built-in air holes for ventilation

Item#

1250

Please specify waist size: S (24"-33"), M (29"-38"), L (35"-44"), XL (44"-52"), or 2XL (46"-56").



Ventilated lumbar pad

**VEH Heavy-Duty Elastic Back Support**

- Breathable 9" knit elastic belt ensures comfortable wear
- 5 non-conductive rubberized stays provide great support and prevent ride-up
- Reliable two-stage hook and loop closures offer easy size adjustment
- Equipped with removable 1½" elastic suspenders
- Launderable

Item#

5279

Please specify waist size: S (27"-32"), M (32"-37"), L (34"-40"), XL (40"-45"), or 2XL (45"-52").

⚠ WARNING: Cancer and Reproductive Harm— www.P65Warnings.ca.gov

**Liftbak Positive Locking Back Belt**

- Durable 5" back support is designed to reduce work-related back injuries
- Unique buckle and non-slip locking closure allow easy adjustment and hold securely in hot, high lint, and dirty environments
- Waterproof foam inner core forms to the body for excellent support
- Rugged nylon shell allows freedom of movement for all-day wear
- Brushed lining and soft edges provide additional comfort

Item#

11156

Please specify size: S (26"-36"), M (36"-48"), L (48"-58"), or XL (58"-68").



Non-slip locking closure

**Premium Contour Back Support**

- EVA memory foam core conforms to the back for consistent support
- Features roller style buckle
- Ergonomic design provides a secure fit while enhancing worker support
- Nylon fabric outer shell offers comfort and durability
- Hook and loop radio attachment adds convenience

Item#

94297

Please specify size: S (23"-29"), M (28"-34"), L (33"-39"), XL (39"-46"), 2XL (46"-52"), or 3XL (52"-58").



5" back support delivers optimum support

**ProFlex® Universal 1400 Back Support**

- Economical 8" wide elastic back belt
- Adjustable two-stage closure with dual overlie closure system
- Durable spandex material provides lower back and abdominal support
- Rubber-tracked material keeps support in place
- Fits waist sizes 26"-46"
- 1½" suspenders are adjustable

Item#

11400

Universal size fits most.

**Premium Lifter's Back Support**

- Durable, 5" wide polyester fabric
- Solid inner core
- Features internal lumbar support pad
- Double hook and loop closure system

Item#

3561

Please specify waist size: M (28"-34"), L (33"-39"), XL (39"-46"), or 2XL (46"+).



Lumbar pad offers support



ProFlex® Hi-Vis Back Support

- Non-conductive polypropylene
- Rubber track webbing helps belt stay in place
- Stretchable bias binding with zig-zag stitching provides a secure fit
- Adjustable suspenders are detachable for added convenience



Item#

25014

Please specify waist size: XS (up to 25"), S (25"-30"), M (30"-34"), L (34"-38"), XL (38"-42"), 2XL (42"-46"), 3XL (46"-52"), or 4XL (52"-58").

3M Scotchlite®
Reflective Material

Ergonomics

NSI Activflex®

Economical Elastic Back Support

- Economical 8" belt features 3" side pulls to ensure easy adjustment and comfortable support
- Heavy-duty, woven elastic back and rubber-coated, sewn-in support stays help prevent belt from riding up

Detachable suspenders



TOP SELLER

Item#

23925

Please specify waist size: S (26"-32"), M (32"-38"), L (38"-47"), XL (47"-56"), or 2XL (56"-65"). 48 per case.



IMPACTO Air Temp Advantage Back Support

- Two pockets for inserting air chambers easily turn for additional relief
- Front and side panels feature flexible neoprene fabric
- Breathable elastic mesh back panels
- Plastic support stays with non-slip strips
- Adjustable straps offer increased support
- Includes two air chambers



Item#

12063

Please specify waist size: M (32"-37"), L (36"-42"), XL (41"-48"), 2XL (46"-52"), or 3XL (53"-58"). 10 per case.



VLEO Low Profile Back Support Belts

- Comfortable, waterproof foam core conforms to the body for support
- Innovative torque ring closure system with 2" wide nylon web hook and loop adjustment strap provides a secure fit
- 4" style is ideal for workers with smaller torsos
- Launderable



Item#	Width
10256	4"

Item#	Width
10257	6"

Please specify size: Item# 10256-S (22"-29"), M (30"-36"), or L (37"-43"); Item# 10257-S (22"-29"), M (30"-36"), L (37"-43"), XL (44"-51"), or 2XL (52"-59").



VALEO Back Supports

- Hypoallergenic closed cell memory foam
- Durable nylon shell is engineered for maximum freedom of movement
- 2" wide nylon web strap provides additional support
- Tough cam buckle and torque ring closure
- Brushed lining and soft edges add comfort
- Launderable



Item#	Width
5128	4"

Item#	Width
5136	6"

Please specify waist size: S (28"-33"), M (31"-36"), L (34"-39"), XL (38"-43"), or 2XL (43"-48").



Activflex®

Max Back Support

- 8" breathable back support is constructed of flexible elastic material
- 2-stage adjustment panels have hook and loop closure

Removable lumbar pad



Item#

313542

Please specify waist size: S (32"-36"), M (36"-40"), L (40"-44"), XL (44"-48"), or 2XL (48"-54"). 48 per case.



DK1 Universal Back Support

- Rubberized grip stays prevent belt from riding up
- Double hook and loop closure provides a secure fit while enhancing worker support
- 9" mesh body assures cooler wear
- Includes 1 1/2" wide detachable suspenders with breakaway safety clips



Item#	Fits Waist Size
27702	26"-48"



Gel-Tek™ Stabili-Cap™ Knee Pads

- Contour-Fit knee cups and injection-molded polyurethane and gel technology deliver the comfort and support needed for working on your knees
- Stabili-Cap™ design provides a solid kneeling base and allows easier forward movements and greater range of motion
- **Item# 32453:** nylon web and woven elastic straps with slide buckle connectors adjust easily and offer a secure fit
- **Item# 32454:** articulated straps allow knee pads to float over the knees when standing and require less strap adjustment



Item#	Description	Item#	Description
32453	w/Standard Straps	32454	w/Articulated Straps

▲ **WARNING:** Cancer and Reproductive Harm—www.P65Warnings.ca.gov



Gel Comfort Knee Pads

- Donut-shaped, GEL-filled padding provides cushioning and shock absorption to the patella bone
- Sewn-on cover helps prevent debris from entering
- Elevated face improves stability and traction
- Extended feet absorb pressure around the knee's perimeter
- 100% PVC-free materials promote a clean environment
- Non-marring cover prevents scuffing
- **Item# 156156:** extended shin and heel provides maximum support to the knee, shin, and ankle
- Sliding lower strap easily adjusts to different calf sizes



Item#	Description	Item#	Description
156155	Short Knee Pads	156156	Eliminator Knee Shin Pad

Fire Retardant Knee Pads

- High density wing-style, molded knee pads feature a fire-retardant cover and toxin-free foam
- Hard shell co-polymer cover with flat surface adds protection
- Breathable Coolmax™ inner lining assures comfort
- Adjustable straps with hook and loop closure offer a secure fit



Item#	Description
32447	

PVC FREE

Knee Pad Spark Cover

- Provides slash, spark, and heat protection for heavy welding, cutting, and metal fabrication
- Stretch fabric design with elasticized top and bottom assures a great fit over any knee pads
- Grain leather knee patch adds durability
- Hook and loop closure offers secure wear



Item#	Description
32448	Kevlar® adds spark resistance



IMPACTO Gel Knee Comfort Knee Pads

- Donut-shaped, gel-filled padding
- Thermoplastic rubber cover
- Ergonomically designed to absorb pressure around the perimeter of the knee and help distribute body weight to reduce stress
- Ballistic nylon cover resists abrasion
- **Gel:** flat pad surface keeps you stable
- **Ninja:** rounded cover easily slides on smooth surfaces



Gel padding provides all-day comfort

Item#	Description	Item#	Description
25034	Gel	31558	Ninja



IMPACTO Liquid Resistant Knee Pads

- Flexible, molded rubber shell offers comfort and protection
- Accordion kneeling cover helps keep dirt out
- Sure grip pattern surface helps prevent slipping for safer work in wet conditions
- Sealed foam lining provides durability
- Replaceable rubber straps easily attach and detach
- Ideal for plumbers or anyone working on wet, slippery surfaces



Item#	Description
25035	Knee Pads
25036	Set of 4 Replacement Straps
25037	Set of 4 Replacement Buttons

ALLEGRO Welding Knee Pads

- Heat- and fire-resistant leather surrounds the pad to provide maximum protection
- Durable polyurethane cap won't mar surfaces—no need to change knee pads from job to job
- Soft, cushioned back
- Heavy-duty elastic straps with quick-release buckle offer a secure fit
- Tough, abrasion-resistant pads are ideal for many applications including welding, construction, and concrete work




Item#	Description
29291	



IMPACTO Shin Protector

- Layered foam padding
- Durable grain leather cover resists abrasion for wear in rougher environments
- Breathable mesh lining
- Adjustable elastic straps
- Ideal for maintenance, assembly, automotive applications, and more



Item#	Description
94360	One size fits most.

Hook and loop closure



DeWALT Knee Pads With Layered Gel

- Gel technology, neoprene fabric lining, and thick, foam padding surround the knee, ensuring comfortable, all-day wear
- **Item# 30140:** full size cap provides stability and protection, even on rough, uneven surfaces
- **Item# 11834:** non-skid, heavy-duty cap is designed for added comfort and wear

Item#	Description	Item#	Description
30140	All-Terrain	11834	Professional

12 pair per case.

Sellstrom KneePro Ultra Flex III Knee Pads

- Hard plastic outer shell is extremely strong and durable
- Hinged with metal rivets for ease of movement
- Non-marking grip strip is great for use on any surface

Item#
271768



ergodyne 260 Split Soft Slip-On Knee Pads

- Lightweight, design with foam padding and soft cover
- Woven back for easy on and off
- Wear over or under clothing

Item#
159411



Prevents strain from kneeling and crouching

IMPACTO Knee Saver

- Relieves stress on the joints, tendons, and cartilage by limiting the range of knee flexion
- Ideal for roofers, plumbers, electricians, tire changers, contractors, gardeners, and more

Item#
156154



NSI

Ergonomic Knee Pads

- Durable, yet lightweight knee pads deliver all-day comfort
- Oversized pad provides extra protection
- Abrasion-resistant ABS knee cap ensures durability for long-lasting use
- High-density foam core offers exceptional comfort

Item#

19841

One size fits most. 20 pair per case.

▲ **WARNING:** Cancer and Reproductive Harm— www.P65Warnings.ca.gov



NSI Quick Release Knee Pads

- Quick Release buckle attachments
- Durable, abrasion-resistant outer material
- Inside foam padding
- Heavy-duty stretch straps
- Hard molded ABS plastic material allows user to move around freely side to side on hard surfaces

Item#

23928

One size fits most. 24 pair per case.



NSI

Gel Knee Pads

- Non-skid stabilizer cap
- Vented straps with hook and loop closure
- Gel foam offers comfort on hard surfaces

Item#

317310

One size fits most.

▲ **WARNING:** Cancer and Reproductive Harm— www.P65Warnings.ca.gov



NSI

Non-Marring Knee Pads

- Ergonomically designed to flex with knee movement
- Polyester-covered pad covers the entire knee for optimum protection
- Extended rubber cap won't mar, scratch, or scuff surfaces

Item#

23398

One size fits most.



Slip-resistant ridges prevent sliding on floors

Ergonomics



DK1 Mesh Back Lifting Gloves

- Full-grain leather palm with heavy-duty padding provides added protection

Item# Color

4919 Black

4066 White

Please specify size: (S), (M), (L), or (XL).

DK1 Soft, grain leather Premium Lifting Gloves

- Premium, full grain leather resists abrasion
- Half-finger design assures maximum tactility



Item#

94298

Please specify color: Black (BK) or Tan (TN); and size: (S), (M), (L), (XL), or (2XL). 72 pair per case.



12493

IMPACTO BlackMaxx Vibration Reducing Gloves

- Nylon/cotton knit material
- Absorbs vibration from pneumatic and impact tools, minimizing fatigue to hands, arms, and shoulders



12491

Item# Description

12491 Full-Finger

12493 Half-Finger

Please specify size: (M), (L), or (XL). 10 pair per case.



25023

IMPACTO Tennis Elbow Supports

- Designed to support the upper forearm during many activities involving repeated hand motion, especially those requiring a strong grip or torquing of the arm



31559

Item# Description

25023 Air

31559* Economy

*Please specify size: (S), (M), (L), or (XL).



94468



94466

IMPACTO Thermo Knee Wrap

- Non-porous, rubberized material captures your body heat, increases circulation, and provides compression and support

Item# Description

94466 Open

Item# Description

94468 Closed

Please specify size: (S), (M), (L), (XL), or (2XL).



ProFlex® 655 Elbow Sleeve with Support

- Contoured design conforms to the arm's natural shape, providing comfort and support for minor strains, sprains, injuries, or arthritis

Item#

29015

Please specify size: (S), (M), (L), (XL), or (2XL). 6 per case.



1407



1327



1411

ProFlex® 4000 & 4010 Wrist Supports

- Open-center design reduces pressure on the median nerve
- Provides compression and support to reduce chance of Carpal Tunnel Syndrome

Item# Description

Color

1407 4000, Right

Black

1409 4000, Left

Black

1411 4000, Right

Tan

1413 4000, Left

Tan

1327 4010, Right

Black

1328 4010, Left

Black

Please specify size: (S), (M), (L), or (XL).



ALLEGRO

Thin FlexRist™

- Reduces the impact of repetitive wrist motion

Item#

1376

DK1 OccuMitts® Therapeutic Support Glove

- Lightweight stretch fabric enhances heat retention and blood circulation

Item#

1374

Please specify size: (XS), (S), (M), (L), or (XL).



One size fits all



DK1 Wrist Assist

- Helps relieve stress and swelling due to repetitive work motion

Item# Color

1500 Beige

1501 Black



DK1 Carpal Tunnel Wrist Wrap

- Ergonomic design reduces pain and discomfort associated with Carpal Tunnel Syndrome

Item# Description

31528 Right Hand

31529 Left Hand

Please specify size: (S), (M), (L), or (XL).

Lighting

SATCO | NUVO

40W Replacement A19 LED Lamps

Item#	Watt	Volt	LM	CCT
Non-Dimmable:				
318309	6	120	480	2700K
318310	6	120	480	3000K
Dimmable:				
318306	6	120	480	3000K
318307	6	120	480	4000K
318308	6	120	480	5000K

24 lamps per case.



SATCO | NUVO

75W Replacement A19 Lamps

Solid state LED bulbs are energy efficient

Item#	Watt	Volt	LM	CCT
Non-Dimmable:				
318325	11.5	120	1100	2700K
318324	11.5	120	1100	4000K
318326	11.5	120	1100	5000K
Dimmable:				
318321	11	120	1100	3000K
318322	11	120	1100	4000K
318323	11	120	1100	5000K

24 lamps per case.

SATCO | NUVO

Non-Dimmable LED A19 Multi-Packs

15,000 average rated hours of usage



Item#	Watt	Volt	LM	CCT
Replaces 60W:				
318318	9.5	120	800	2700K
318319	9.5	120	800	4000K
318320	9.5	120	800	5000K
Replaces 75W:				
318327	11.5	120	1100	2700K
318328	11.5	120	1100	5000K
Replaces 100W:				
318335	15	120	1600	2700K
318336	15	120	1600	5000K

4 lamps per pack. 12 packs per case.



VEOLIA RECYCLEPAK

Fluorescent Lamp Recycling Container Kits

Includes everything to safely and properly recycle used bulbs: waste container, outbound shipping, return shipping, recycling, and online recycling documentation

Keep Your Workplace Well Lit for Increased Safety

SATCO | NUVO

60W Replacement LED Lamps

Energy efficient bulbs with medium base

Solid state lighting



Item#	Watt	Volt	LM	CCT
Non-Dimmable:				
318315	9.5	120	800	2700K
318316	9.5	120	800	3000K
Dimmable:				
318313	9.8	120	800	3000K
318312	9.8	120	800	4000K
318314	9.8	120	800	5000K

24 lamps per case.

SATCO | NUVO

100W Replacement LED Lamps

Item#	Watt	Volt	Lumen	CCT
Non-Dimmable:				
318331	15.5	120	1600	2700K
318333	15.5	120	1600	4000K
318334	15.5	120	1600	5000K
Dimmable:				
318329	15	120	1600	3000K
318330	15	120	1600	4000K
318332	15	120	1600	5000K



SATCO | NUVO

Hi-Pro LED A21 Lamps

• Non-dimmable



Item#	Watt	Volt	Equivalent	CCT
322558	20	120-277	125W	2700K
322559	20	120-277	150W	4000K
322560	20	120-277	150W	5000K

Item#	Description	Holds
190018*	Medium, 4 ft.	(30)-T12 or (72)-T8 4" Straight Lamps, or (10)-T12 or (20)-T8 U-Tubes
190019*	Medium, 8 ft.	(16)-T12 or (39)-T8 8" Straight Lamps
190021*	Large, 4 ft.	(68)-T12 or (146)-T8 4" Straight Lamps or (22)-T12 or (32)-T8 U-Tubes
190022	5-Gallon Mixed Lamps Recycling Pail	Approx. 45-90 Small to Medium CFL or LED Bulbs

These products are shipped directly from the manufacturer.

*CFL bulbs are not allowed in these containers.

5 Year Limited
MANUFACTURER
WARRANTY

Promotes Energy Savings



Integrated Refit LED Tubes

- Allows easy conversion from existing linear fluorescent bulb to LED lighting without total reinstall
- Provides high energy savings with minimal installation time
- Runs on electronic T8 instant-start or programmed start ballasts
- Delivers 66% longer life than LFL bulbs – 50,000 hours vs. 30,000 hours
- Instant-on ensures a better quality of light
- Easy disposal, non-hazardous waste

Item#	Description	Bulb Shape	Lumens Low/Normal/High	Color Temp	Lamps Per Case
2' LED Tubes:					
173177	LED8ET8/G/3/830	T8	950/1100/1600	3000 K	20
173180	LED8ET8/G/3/835	T8	950/1100/1600	3500 K	20
173181	LED8ET8/G/3/840	T8	950/1100/1600	4000 K	20
173182	LED9ET8/2/830	T8	950/1100/1600	5000 K	20
3' LED Tubes:					
173183	LED11ER8/G/3/830	T8	1200/1400/3000	3000 K	20
173186	LED11ER8/G/3/830	T8	1200/1400/1900	3500 K	20
173187	LED11ER8/G/3/840	T8	1200/1400/1900	4000 K	20
173188	LED11ER8/G/3/850	T8	1200/1400/1900	5000 K	20
173190	LED12ET8/3/840	T8	1200/1400/1900	4000 K	25
4' LED Tubes:					
173191	LED15ET8/G/4/830	T8	1600/1800/2550	3000 K	20
173192	LED15ET8/G/4/835	T8	1600/1800/2550	4000 K	20
173193	LED5ET8/G/4/840	T8	1600/1800/2550	4000 K	20
173194	LED15ET8/G/4/850	T8	1600/1800/2550	5000 K	20
173195	LED15ET8/G/4/860	T8	1600/1800/2550	6500 K	20
173196	LED18ET8/G/4/830	T8	1850/2200/2800	3000 K	20
173197	LED18ET8/G/4/835	T8	1850/2200/2800	3500 K	20
173198	LED18ET8/G/4/840	T8	1850/2200/2800	4000 K	20
173199	LED18ET8/G/4/850	T8	1800/2200/2800	5000 K	20
173200	LED18ET8/4/835	T8	1850/2200/2800	6500 K	20
173201	LED18ET8/4/835	T8	1850/2200/2800	3500 K	25
173202	LED18ET8/4/840	T8	1850/2200/2800	4000 K	25
173203	LED18ET8/4/850	T8	1850/2200/2800	5000 K	25



173210



173207



173211



173209



173208



173213



LED Reflector Flood Lamps

Provides Bright, Non-Glaring Light

- Inside-frosted LED lamps provide bright, non-glaring lighting in corridors, recessed lighting, and more
- Perfect for interior or exterior locations that are prone to condensation in, on, or around electrical equipment, including partially protected areas

Item#	Description	Color Temp	Lamps Per Case	Item#	Description	Color Temp	Lamps Per Case
173206	LED10DR303/827W	2700 K	6	173210	LED12DP30RW83040	3000 K	6
173207	LED13DBR40/827	2700 K	6	173211	LED12DP3LRW82740	2700 K	6
173208	LED7DP203B827/35	2700 K	6	173213	LED18D380W38275	2700 K	6
173209	LED12DP30RW82725	2700 K	6				



LED A-Line Replacement Lamps

General purpose lamps provide superior lighting performance

Item#	Description	Shape	Bulb Volts	Bulbs Lumens	Qty Per Case
173148	LED11DAV3/5K	A19	120	850	6
173144	LED11DA19/827	A19	120	800	6
173150	LED12A21/830FE	A21	120	1100	6
173152	LED12DA21/850FE	A21	120	1100	6
173160	LED4DA15-C3/827	A15	120	300	6
173162	LED4DA15-W3/827	A15	120	300	6
308924	LED9LS3/827 (3 per pk.)		120	760	-



173150



173162



SATCO | NUVO[®] Hi-Pro Multi-Beam LED Lamps

- Replaces HID, CFL, and incandescent bulbs
- Light panels lock in to place, creating 3 separate beam angles

Item#	Watt	Volt	HID Equivalent	CCT
Medium Base:				
322581	30	100-277	150W	2700K
322582	30	100-277	150W	5000K
Mogul Base:				
322583	40	100-277	175W	2700K
322584	40	100-277	175W	5000K
322585	60	100-277	250W	2700K
322586	60	100-277	250W	5000K
322587	75	100-277	400W	5000K
322588	90	100-277	400W	5000K



SATCO | NUVO[®] LED PAR38 Colored Lamps

- Reflector replacement lamp
- For indoor and outdoor use

Item#	Watt	Volt
322678	15	120

Please specify bulb color: Amber (AR), Blue (BE), Green (GN), Red (RD), or Yellow (YW).

SATCO | NUVO[®] LED Reflector Lamps

- Solid-state LED lighting
- Medium base
- Item# 322796: CCT-5000K, pack of 2 lamps



Item#	Shape	Watt	Volt	Incandescent Equivalent
322794*	R20	6.5	120	50W
322795*	BR30	9.5	120	65W
322796	BR30	10	120	65W

*Please specify color temperature: Warm White (27K), Soft White (30K), Cool White (40K), or Natural White (50K).

SATCO | NUVO[®]

5W LED Decorative Flame Lamp

- Multi-function options—flame mode, auto slow-dim cycle, and constant warm glow, 1300K
- Easily controlled by turning wall switch on-off-on

Item#	Watt	Volt
322804	5	120-277



SATCO | NUVO[®]

PAR 38 LED Lamps

- Approved for enclosed fixtures
- For indoor and outdoor use
- Item# 322797: CCT-3000K, package of 2 lamps



Item#	Beam	Watt	Volt	Incandescent Equivalent
322801*	Spot	15	120	90W
322802*	Flood	15	120	90W
322803*	Wide Flood	15	120	90W
322797	Wide Flood	15	120	90W

Please specify color temperature: Warm White (27K), Neutral White (35K), or Cool White (40K).

SATCO | NUVO[®]

High Lumen Commercial LED Lamps

- High lumen, omni-directional LED for industrial and commercial applications
- Replaces HID, CFL, and incandescent bulbs
- Ballast by-pass – direct wire only 100V - 277V
- Base up, base down, or horizontal operation



Item#	Watt	Volt	HID Equivalent	CCT
Medium Base:				
321849	18	100-277	70W	2700K
321850	18	100-277	70W	5000K
321852	22	100-277	100W	2700K
321853	22	100-277	100W	5000K
321854	36	100-277	150W	2700K
321855	36	100-277	150W	5000K
321857	45	100-277	175W	2700K
321858	45	100-277	175W	5000K
Mogul Base:				
321859	45	100-277	175W	4000K
321860	45	100-277	175W	5000K
321861	54	100-277	250W	4000K
321862	54	100-277	250W	5000K
321864	100	100-277	400W	4000K
321865	100	100-277	400W	5000K



Emergency and Exit Lighting

Lighting

Item#	Description	Lumens Per Head
LED Emergency Lights:		
259754	Round Head, Standard	33
259750	Round Head, High Output	76
259773	Square Head, High Output	76
LED Exit/Emergency Lights:		
259714	Round Head, Standard, Red Lettering	33
259718	Round Head, Standard, Green Lettering	33
259719	Round Head, High Output, Red Lettering	76
259720	Round Head, High Output, Green Lettering	76
LED Exit Lights:		
259809	White Housing, Red Lettering	-
259812	White Housing, Green Lettering	-
259797	Screw-in Exit Sign Retrofit Kit	-



These products are shipped directly from the manufacturer and do not qualify for free shipping.


Big Beam Emergency Lighting

Emergency Lighting

- Item#s 23339 and 23340: lightweight, yet durable plastic construction with universal mount and directional arrow snap-outs
- Item# 23341: double-face with flame-retardant, high impact, thermoplastic housing, universal mount, and directional snap-outs
- Item# 23342: flame-retardant housing, universal mounts, and high-intensity tungsten lamps
- Item# 23343: maintenance-free automatic charger, test switch, LED power-on indicator, low-voltage battery cut-off, and brownout sensitivity
- Item#s 7516 and 7518: features sealed battery with automatic charger, 20-gauge steel housing, universal mount, and high-intensity polycarbonate lamps with fully adjustable durable steel heads
- UL listed



Slim, Compact Design



Item# Description

Exit Lighting:

- 23339* LED Lamp (AC Only)
- 23340* LED Lamp w/Battery Back-Up

Emergency Lights:

- 23343 Traditional Housing
- 23342 Low Profile Housing
- 7516 Top Mounted Lamp Heads
- 7518 Emergency Light w/Cord & Plug

Combination Device:

- 23341* Emergency Light & Sign

*Please specify color: Green (GN) or Red (RD).



Emergency/Exit Light Guards

- Item#s 259782 and 259781: heavy 8-gauge steel shaped wire cage
- Item#s 259777, 259779, and 259780: high impact-resistant polycarbonate material, includes mounting hardware

Item#	Dimensions (L x W x D)	Item#	Dimensions (L x W x D)
Wire Guards:			
259782	13 1/2" x 15" x 6"	Polycarbonate Guards:	
259781	13 1/2" x 30" x 6"	259777	11 1/4" x 13 1/4" x 2 1/2"
		259779	7" x 8 1/2" x 19 1/2"
		259780	15" x 30 1/2" x 8"

Light fixture not included.



LED Flood Lights and Wall Packs

- Motion-Activated Security Flood Lights: up to 270° detection angle out to 60'
- Each lamp replaces 75W incandescent
- Item#s 260054, and 260056: 180° beam angle
- Item#s 260081, 260082, and 260089: 120° beam angle light pattern

Item#	Description	Watts	Lumens
Motion-Activated Security Flood Lights:			
259890	2-Light	24	2060
259891	3-Light	36	3090

Item#	Lamps	Watts	VAC	Equivalent
LED Wall Packs:				
260054	14	36	120-277	70W Metal Halide
260056	18	15	120-277	100W Metal Halide
260081	66	60-80	100-277	175W Metal Halide
260082	96	60-80	100-277	250W Metal Halide
260089	100	120	120-277	400W Metal Halide

These products are shipped directly from the manufacturer and do not qualify for free shipping.



KNIGHT
SAFETY & INDUSTRIAL

